



**BOLTON METROPOLITAN BOROUGH COUNCIL**

**PLAYING PITCH STRATEGY**

**ASSESSMENT REPORT**

**MARCH 2014**

Integrity, Innovation, Inspiration

1-2 Frecheville Court ◀ off Knowsley Street ◀ Bury BL9 0UF  
T 0161 764 7040 ◀ F 0161 764 7490 ◀ E mail@kcp.co.uk ◀ [www.kkp.co.uk](http://www.kkp.co.uk)



<b>Quality assurance</b>	<b>Name</b>	<b>Date</b>
Report origination	Toby Wintgens	January 2014
Quality control	Claire Fallon	January 2014
Client/NGB comments	Toby Wintgens	February 2014
Final approval		

# **BOLTON METROPOLITAN BOROUGH COUNCIL PLAYING PITCH ASSESSMENT**

---

## **CONTENTS**

<b>PART 1: INTRODUCTION AND METHODOLOGY .....</b>	<b>4</b>
<b>PART 2: FOOTBALL .....</b>	<b>20</b>
<b>PART 3: CRICKET .....</b>	<b>51</b>
<b>PART 4: RUGBY UNION .....</b>	<b>68</b>
<b>PART 5: RUGBY LEAGUE .....</b>	<b>78</b>
<b>PART 6: HOCKEY .....</b>	<b>87</b>
<b>PART 7: TENNIS.....</b>	<b>96</b>
<b>PART 8: ROUNDERS .....</b>	<b>101</b>
<b>PART 9: ATHLETICS.....</b>	<b>105</b>
<b>PART 10: BOWLING GREENS.....</b>	<b>108</b>
<b>PART 11: NETBALL .....</b>	<b>114</b>
<b>PART 12: LACROSSE .....</b>	<b>118</b>
<b>PART 13: EDUCATION.....</b>	<b>119</b>
<b>APPENDIX 1: CONSULTEE LIST .....</b>	<b>130</b>
<b>APPENDIX 2: SPORTING CONTEXT .....</b>	<b>135</b>

# BOLTON METROPOLITAN BOROUGH COUNCIL

## PLAYING PITCH ASSESSMENT

---

### PART 1: INTRODUCTION AND METHODOLOGY

This is the Playing Pitch Assessment Report prepared by Knight Kavanagh & Page (KKP) for Bolton Metropolitan Borough Council (BMBBC) which updates the previous 2007 Outdoor Sports Facilities Assessment Report carried out as part of the Open Space, Sport & Recreation Study.

The study covers all of the outdoor pitch sports as well as non-pitch sports. The full list of sports facilities covered is set out below and are included to fit with Bolton's priority sports:

- ◀ Football pitches
- ◀ Cricket pitches
- ◀ Rugby union pitches
- ◀ Rugby league pitches
- ◀ Hockey/ Artificial Grass Pitches (AGPs)
- ◀ Rounders pitches
- ◀ Lacrosse pitches
- ◀ Tennis courts
- ◀ Bowling greens
- ◀ Athletics tracks
- ◀ Netball courts

In agreement with Sport England and the relevant National Governing Bodies of Sport (NGBs), the report presents a supply and demand assessment of playing pitch facilities in accordance with Sport England's Draft Guidance 'Developing a Playing Pitch Strategy'. This Guidance was a draft when the report commenced, however it has since been published. It has been followed to develop a clear picture of the balance between the local supply of, and demand for, playing pitches and other outdoor sports.

The guidance details a stepped approach to developing a Playing Pitch Strategy (PPS). These steps are separated into five distinct sections:

- ◀ Stage A: Prepare and tailor the approach (Step 1)
- ◀ Stage B: Gather information and views on the supply of and demand for provision (Steps 2 & 3)
- ◀ Stage C: Assess the supply and demand information and views (Steps 4, 5 & 6)
- ◀ Stage D: Develop the strategy (Steps 7 & 8)
- ◀ Stage E: Deliver the strategy and keep it robust and up to date (Steps 9 & 10)

Stages A-C are covered in this report.

The methodology that has been used for non-pitch sports broadly follows the same format as the 'Developing a Playing Pitch Strategy' guidance. However, there is currently no prescribed methodology for non-pitch sports. The report draws conclusions for non-pitch sports based on a supply and demand comparison.

# BOLTON METROPOLITAN BOROUGH COUNCIL

## PLAYING PITCH ASSESSMENT

---

### **Stage A: Prepare and tailor the approach (Step 1)**

To ensure that the PPS will be robust and successful and make the best use of available resources, the following steps were followed:

#### ***Why the PPS is being developed***

From a Council perspective, the PPS is a key evidence base for the review of spatial planning policy. There are already a number of significant developments proposed which impact upon playing pitch provision. The PPS will provide a framework to help inform decision making with regard to planning applications both now and in the future.

Within the Borough there are a number of significant developments proposed which have driven the need to have an up to date PPS. Based on the discussions from the initial meeting with key stakeholders the following drivers for the work were identified:

- ◀ A need to update the previous 2007 PPS and to incorporate Bolton Sports and Physical Activity Alliance (BOSPAA) priority sports<sup>1</sup>.
- ◀ To enable the Council to apply for funds to improve outdoor sports facilities.
- ◀ To inform planning policy relating to the Core Strategy and Site Allocations Plan and provide an evidence base for responding to planning applications affecting outdoor sports facilities.
- ◀ A recognised need to improve the quality and capacity of existing provision, regardless of ownership or management.
- ◀ To develop a framework to help identify how best to prioritise and utilise investment.
- ◀ To improve partnership working and engagement to deliver value for money.
- ◀ A recognised need to improve the sustainability and management of provision to meet the needs of the users.
- ◀ To ensure areas of deprivation, including health deprivation have access to appropriate local, accessible provision.

#### **Objectives**

In order to map out how the vision will be achieved, the following objectives have been established. The objectives identified below specifically relate to the key steps of developing the Strategy and will help to ensure that a representative cross section of user views and opinions are collected and taken into account. They are to:

- ◀ Produce a playing pitch strategy for the Bolton borough which identifies the supply and its quality and assess the existing and predicted demand.
- ◀ Be an instrument to ensure development of policy options, an action plan and the establishment of local standards.
- ◀ Bring together all those parts of the Council and external bodies with a stake in playing pitch provision to ensure a co-ordinated approach to supply and demand.
- ◀ Produce solutions which will use school resources to also satisfy need for pitches in the local area.
- ◀ Be a mechanism to predict future requirements for pitches in those areas of Bolton which will have planned population growth.
- ◀ Ensure that sports pitch provision is provided where there are targeted areas for sport development.

---

<sup>1</sup> <http://www.bospaa.co.uk/sports/priority-sports/>

# BOLTON METROPOLITAN BOROUGH COUNCIL

## PLAYING PITCH ASSESSMENT

---

- ◀ Be conscious of local authority budget constraints and wherever possible seek to provide facilities which are more economical to maintain i.e. multi pitch sites.

### ***Links to other strategies***

#### *Bolton Council's Whole Sport Plans 2012 – 2017*

Bolton now has 16 priority sports with lead agencies responsible for establishing working development groups to create a whole sport plan for each sport. All Bolton's Whole Sport Plans will be reviewed and updated into 12 Month action plans in response to the shift of strategy from Sport England with future investment into National Governing Bodies of Sport. Between 2012 and 2017 funding will be invested to create a meaningful and lasting community sport legacy by growing sports participation at the grassroots level.

Locally though BOSPAA will see a major investment into workforce development to ensure Bolton as a sporting workforce "fit for purpose". There will be a targeted approach in ensuring sports have sufficient high quality coaches and volunteers operating in individual sports, newly qualified coaches will be appropriately mentored into club placements and onto further coaching courses.

In particular, Bolton Council wants to raise the number of 14 to 25 year olds playing sport. NGB's will continue to play a pivotal role in increasing participation, particularly among young people. A tougher regime of payment by results will be a fundamental feature of the performance management system. This will be coupled with a new incentive fund to enable those doing exceptionally well to achieve more.

#### *Greenspace Investment Programme 2013 – 2015*

Significant funding (£2,000,000) has been made available through the Council's Budget process for strategic investment in local sports and recreational facilities which will contribute to supporting active lifestyles for borough residents.

The available funding can be enhanced by utilising additional funding identified within Environmental Services Reserves and from the Insurance Fund as a result of claims for facilities, at Harper Green Playing Field and Moss Bank Park, previously damaged by fire.

The investment proposals broadly cover:

- ◀ Playing Pitches & Changing Facilities – provision and improvement
- ◀ Tennis Courts – provision and refurbishment
- ◀ Multi-use Games Areas – provision and improvement
- ◀ Outdoor Active Recreation (cycle trails and exercise equipment)
- ◀ Moss Bank Park - New Café Pavilion

# BOLTON METROPOLITAN BOROUGH COUNCIL

## PLAYING PITCH ASSESSMENT

The draft project proposals which relate to this report (i.e. playing pitches, changing facilities and tennis courts) are tabled below.

*Table 1.0 Greenspace Investment Programme Projects*

Site	Improvements
<i>Playing Pitches and Changing Facilities</i>	
Hulton Lane	Re-instatement of 4 pitches (2 adult, 2 Junior) with changing rooms for adult pitches/rounders and toilets for junior users & spectators. The enhanced drainage will also provide improved facilities for summer rounders use and the potential for a cricket pitch in the future. Development of this scheme may allow smaller sites to be leased out or taken out of use as formal pitches.
Green Lane, Horwich	Drainage of field for 2 pitches (1 Adult, 1 Junior)
Queens Park (Spa Road)	Replacement Changing Room unit (contribution from Environmental Services reserves)
Harper Green Playing Field	Replacement changing provision, majority of funding from insurance receipt
Leverhulme Park	Drainage of pitch area on Long Lane to create mini pitches & conversion of former Children's Services building adjacent to the bowling green to provide toilet facilities. Will enhance potential for summer rounders use.
Vicarage Road, Blackrod	Drainage & levelling of existing pitch
Westhoughton Central Park	Drainage of Junior pitch.
Other sites to be identified	Localised pitch drainage, enhanced end of season renovation & sand top dressing at a number of sites (over 2 years)
<i>Tennis Court Refurbishment/ Re-instatement</i>	
Moss Bank Park	4 existing tarmac courts in poor condition. Proposal - levelling, replacement surfacing, fencing, permanent nets and re-marking.
Harper Green	2 existing courts - fencing repairs and re-lining to be carried out.
Westhoughton Central Park	2 existing courts in good condition to be re-lined. Proposal - to install additional 1 or 2 courts on existing tarmac area.
Bradford Street Park, Kearsley	No courts currently in use due to unsafe surface and damaged fencing. Proposal - levelling, re-fence & reconstruct tarmac surface to create 2 or 3 courts with permanent nets
Egerton Park	1 court to receive replacement fencing and re-lining

# BOLTON METROPOLITAN BOROUGH COUNCIL

## PLAYING PITCH ASSESSMENT

---

### ***Management arrangements***

The project team (KKP) is responsible for the day to day development of the PPS and ensuring tasks are completed in line with the project plan. In order to ensure effective and continued PPS management, it has been supported by the abovementioned Steering Group comprising representatives from the Council, NGBs and Sport England. A 'Stage A' document was created upon commencement of the PPS to identify the overarching aims, objectives and key drivers for the development of the Bolton PPS, as well as obtaining support from Steering Group members. This Group is responsible for the vision and direction of the PPS from a strategic perspective and supporting, checking and challenging the work of the project team. It will be important for the Steering Group to continue once the PPS has been developed for several reasons, including:

- ◀ To be a champion for playing pitch provision in the area and promote the value and importance of the PPS.
- ◀ To ensure implementation of the PPS's recommendations and action plan.
- ◀ To monitor and evaluate the outcomes of the PPS.
- ◀ To ensure that the PPS is kept up to date and refreshed.
- ◀ To review, at least annually, changes in supply and demand in line with available budgetary resources.

Assessment data was identified and collated between July and October 2013. Although this was not considered ideal for all sports, particularly football (because part of the period was out of season), for financial and political reasons, the Council decided to run the project at this time. Advice was sought from users, NGBs and the Council for sites that were not assessed at the ideal time. As agreed with the steering group, the study area is sub divided into nine analysis areas:

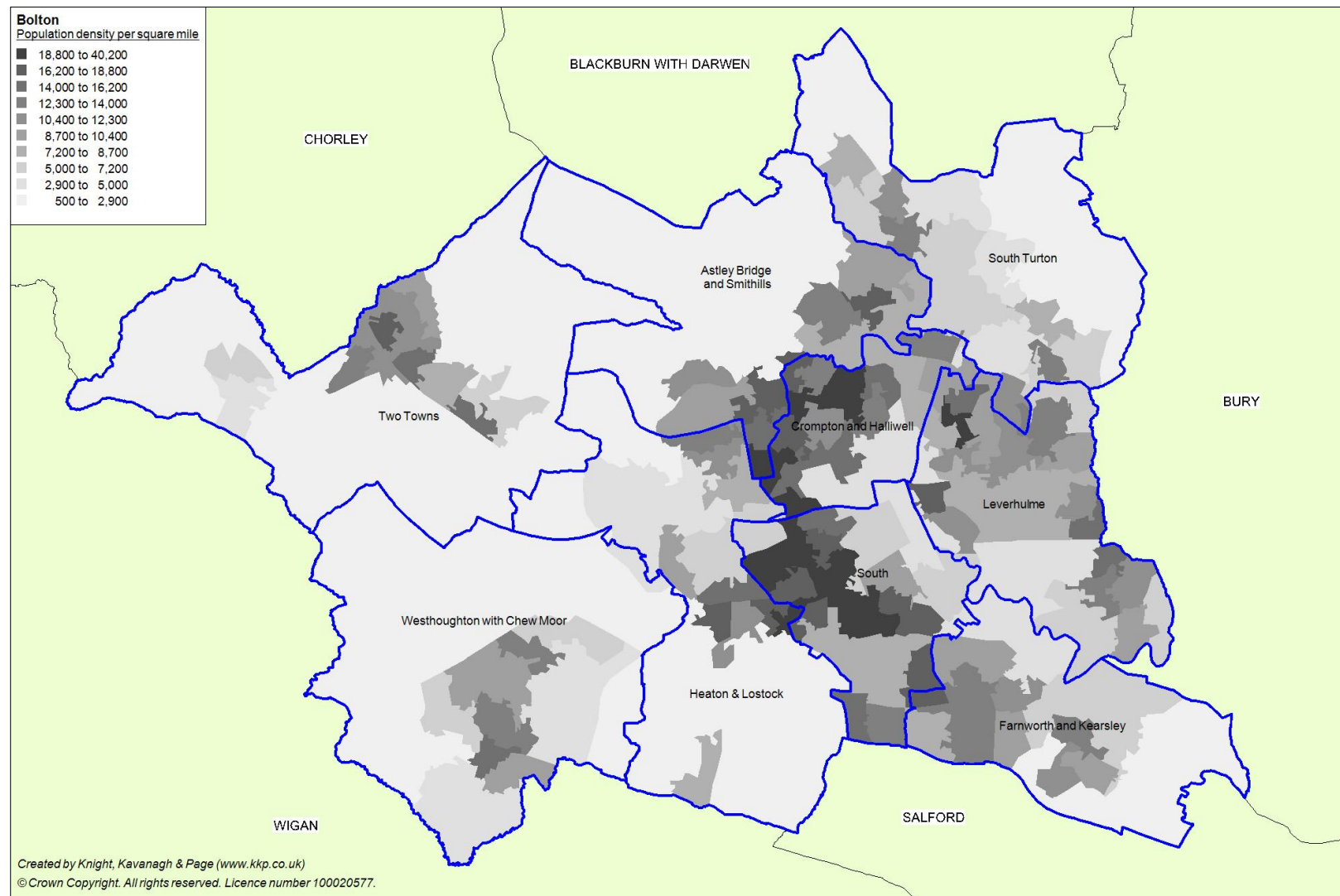
- ◀ Astley Bridge and Smithills
- ◀ Crompton and Halliwell
- ◀ Farnworth and Kearsley
- ◀ Heaton, Lostock and Hulton
- ◀ Leverhulme
- ◀ South
- ◀ South Turton
- ◀ Two Towns
- ◀ Westhoughton with Chew Moor

The analysis areas allow more localised assessment of provision and examination of facility spare capacity and overplay at a local level. Use of analysis areas also allows local circumstances and issues to be taken into account.



# BOLTON METROPOLITAN BOROUGH COUNCIL PLAYING PITCH ASSESSMENT

Figure 1.1 Map of analysis areas



# BOLTON METROPOLITAN BOROUGH COUNCIL PLAYING PITCH ASSESSMENT

## *Tailoring the approach*

In tailoring the approach to the study area, KKP has sought to consider how the characteristics of the area impacts upon playing pitch provision, including:

### *Participation in sport and physical activity*

In order to help establish how active the local population is, what sports are played and how likely they are to participate in pitch sports, Sport England's participation analysis tool (i.e., the Local Sport Profile tool) is used. It provides a detailed understanding of key participation trends between different groups in the Borough's population.

The Active People Survey (APS) is the largest ever survey of sport and active recreation to be undertaken in Europe. The first year of the survey, APS1 was conducted between October 2005 and October 2006. A total of 363,724 adults living in England took part. APS2, the second year of the survey, was conducted between October 2007 and October 2008 this time a total of 191,325 adults took part. It has now become a continuous process, with APS3 completed in Oct 2009, APS4 in October 2010, APS5 in October 2011, AP6 in October 2012 and APS7 was completed in October 2013.

Each survey gathers data on the type, duration and intensity of people's participation in different types of sport and active recreation and cultural participation, as well as information about volunteering, club membership, tuition as an instructor or coach, participation in competitive sport and overall satisfaction with local sports provision.

### *Activity levels in the local population*

Table 1.1 shows APS 3, 4, 5, 6 and 7 results for Bolton in comparison to the national and the Sport England Regional figures. Data for the nearest neighbours are also presented.

*Table 1.1 Active People survey results for all adults – Bolton and nearest neighbours*

KPI			National %	North West of England %	Bolton %	Nearest neighbours		
						Rochdale %	Tameside %	Oldham %
KPI 2 - At least 1 hour per week volunteering to support sport.	2008/09	%	4.7	4.8	<b>4.3</b>	2.9	5.1	3.9
	2009/10		4.5	4.8	<b>3.4</b>	6.2	3.2	4.5
	2010/11		7.3	7.0	<b>6.4</b>	6.0	6.0	6.6
	2011/12		7.6	7.3	<b>8.8</b>	10.5	6.6	6.5
	2012/13		6.0	6.5	<b>6.2</b>	6.2	3.7	4.6
KPI 3 - Club membership in the last 4 weeks.	2008/09	%	24.1	24.2	<b>26.1</b>	20.0	22.4	19.6
	2009/10		23.9	23.6	<b>27.7</b>	22.4	21.9	19.9
	2010/11		23.3	23.1	<b>26.1</b>	21.4	20.2	19.2
	2011/12		22.8	21.7	<b>16.2</b>	23.1	18.2	20.1
	2012/13		21.0	21.4	<b>18.9</b>	13.1	15.4	15.0

## BOLTON METROPOLITAN BOROUGH COUNCIL PLAYING PITCH ASSESSMENT

KPI			National %	North West of England %	Bolton %	Nearest neighbours		
						Rochdale %	Tameside %	Oldham %
<b>KPI 4</b> - Received tuition / coaching in last 12 months.	2008/09	%	17.5	15.9	<b>15.5</b>	13.1	12.2	14.0
	2009/10		17.5	15.9	<b>14.0</b>	13.4	15.5	12.2
	2010/11		16.2	14.9	<b>11.4</b>	11.9	15.4	13.1
	2011/12		16.8	15.0	<b>14.7</b>	13.8	10.8	11.6
	2012/13		15.8	13.7	<b>10.6</b>	9.9	9.3	13.4
<b>KPI 5</b> - Taken part in organised competitive sport in last 12 months.	2008/09	%	14.4	14.2	<b>15.8</b>	12.5	10.8	13.3
	2009/10		14.4	14.5	<b>14.3</b>	13.3	11.3	10.3
	2010/11		14.3	14.1	<b>15.6</b>	12.2	14.2	10.5
	2011/12		14.4	13.2	<b>11.5</b>	15.5	15.6	11.7
	2012/13		11.2	11.6	<b>14.1</b>	11.5	11.4	6.8
<b>1x30 Indicator</b> Participation in 30 minutes moderate intensity sport per week.	2008/09	%	35.7	36.0	<b>35.5</b>	33.1	32.9	34.0
	2009/10		35.3	35.7	<b>33.8</b>	32.9	34.4	28.4
	2010/11		34.8	35.2	<b>36.3</b>	34.0	32.5	35.7
	2011/12		36.0	36.1	<b>34.3</b>	35.9	29.9	35.4
	2012/13		35.7	35.9	<b>33.8</b>	33.8	34.9	32.9

Nearest neighbours are not geographic but those which are the closest to Bolton in terms of socio-demographics. This type of comparison has been developed to aid local authorities to compare and benchmark. The models apply a range of socio-economic indicators upon which the specific family group (nearest neighbours) is calculated.

The table indicates that, in 2012/2013, the percentage of adults participating in at least 1 x 30 minutes moderate intensity sport per week was lower in Bolton (33.8%) than both the national average (35.7%) and the regional average (35.9%). Nevertheless, this figure was identical to that of its nearest neighbour Rochdale and slightly higher than the figure in Oldham (32.9%).

The table also indicates that, in 2012/2013, the percentage of people volunteering to support sport in Bolton (6.2%) was higher than the national average (6.0%), although slightly lower than the regional average (6.5%). In addition, the number of people who obtain club membership (KPI 3) and have received tuition/coaching in the last 12 months (KPI 4) is lower in Bolton than both the national and regional averages. Nevertheless, Bolton (14.1%) has a greater percentage of people participating in organised competitive sport in the last 12 months than both the national (11.2%) and regional (11.6%) averages, as well as the averages in all of Bolton's nearest neighbours. Indeed, it is worth noting that between 2011/12 and 2012/13, there has been a decline in the number of people participating in organised competitive sport both nationally and regionally; a trend that has also occurred in Rochdale, Tameside and Oldham. Conversely, during the same period, there has been an increase in Bolton from 11.5% to 14.1%, an increase of 22.6%.

# BOLTON METROPOLITAN BOROUGH COUNCIL PLAYING PITCH ASSESSMENT

## Market segmentation

To help better understand attitudes, motivations and perceived barriers to participation Sport England has developed a segmentation model with 19 'sporting' segments. Each has a distinct sporting behaviour and attitude. An overview is provided below:

Table 1.2 Sport England market segmentation summaries

Name	Title	Description	Top three participating sports nationally
Ben	Competitive Male Urbanites	Male (aged 18-25), recent graduates, with a 'work-hard, play-hard' attitude. Most sporty of 19 segments.	Football (33%) Keep fit/gym (24%) Cycling (18%)
Jamie	Sports Team Drinkers	Young blokes (aged 18-25) enjoying football, pints and pool.	Football (28%) Keep fit/gym (22%) Athletics (12%)
Chloe	Fitness Class Friends	Young (aged 18-25) image-conscious females keeping fit and trim.	Keep fit/gym (28%) Swimming (24%) Athletics (14%)
Leanne	Supportive Singles	Young (aged 18-25) busy mums and their supportive college mates. Least active segment of her age group.	Keep fit/gym (23%) Swimming (18%) Athletics (9%)
Helena	Career Focused Females	Single professional women, enjoying life in the fast lane (aged 26-45).	Keep fit/gym (26%) Swimming (23%) Cycling (11%)
Tim	Settling Down Males	Sporty male professionals (aged 26-45), buying a house and settling down with partner.	Cycling (21%) Keep fit/gym (20%) Swimming (15%)
Alison	Stay at Home Mums	Mums with a comfortable, but busy, lifestyle (aged 36-45).	Keep fit/gym (27%) Swimming (25%) Cycling (12%)
Jackie	Middle England Mums	Mums (aged 36-45) juggling work, family and finance.	Keep fit/gym (27%) Swimming (20%) Cycling (9%)
Kev	Pub League Team Mates	Blokes (aged 36-45) who enjoy pub league games and watching live sport.	Keep fit/gym (14%) Football (12%) Cycling (11%)
Paula	Stretched Single Mums	Single mum (aged 26-45) with financial pressures, childcare issues and little time for pleasure.	Keep fit/gym (18%) Swimming (17%) Cycling (5%)
Philip	Comfortable Mid-Life Males	Mid-life professional (aged 46-55), sporty males with older children and more time for themselves.	Cycling (16%) Keep fit/gym (15%) Swimming (12%)
Elaine	Empty Nest Career Ladies	Mid-life professionals who have more time for themselves since their children left home (aged 46-55).	Keep fit/gym (21%) Swimming (18%) Cycling (7%)
Roger & Joy	Early Retirement Couples	Free-time couples nearing the end of their careers (aged 56-65).	Keep fit/gym (13%) Swimming (13%) Cycling (8%)

## BOLTON METROPOLITAN BOROUGH COUNCIL PLAYING PITCH ASSESSMENT

Name	Title	Description	Top three participating sports nationally
Brenda	Older Working Women	Middle aged ladies (aged 46-65), working to make ends meet.	Keep fit/gym (15%) Swimming (13%) Cycling (4%)
Terry	Local 'Old Boys'	Generally inactive older men (aged 56-65), low income and little provision for retirement.	Keep fit/gym (8%) Swimming (6%) Cycling (5%)
Norma	Later Life Ladies	Older ladies (aged 56-65), recently retired, with a basic income to enjoy their lifestyles.	Keep fit/gym (12%) Swimming (10%) Cycling (2%)
Ralph & Phyllis	Comfortable Retired Couples	Retired couples (aged 66+), enjoying active and comfortable lifestyles.	Keep fit/gym (10%) Swimming (9%) Golf (7%)
Frank	Twilight Year Gents	Retired men (aged 66+) with some pension provision and limited sporting opportunities.	Golf (7%) Keep fit/gym (6%) Bowls (6%)
Elsie & Arnold	Retirement Home Singles	Retired singles or widowers (aged 66+), predominantly female, living in sheltered accommodation.	Keep fit/gym (10%) Swimming (7%) Bowls (3%)

Knowing which segment is most dominant in the local population is important as it can help direct provision and programming. For example, whilst the needs of smaller segments should not be ignored, it is useful for Bolton Council to understand which sports are enjoyed by the largest proportion(s) of the population. Segmentation also enables partners to make tailored interventions, communicate effectively with target market(s) and better understand participation in the context of life stage and lifecycles.

### *Dominant market segmentation in Bolton by population*

Figure 1.2 illustrates that Elsie & Arnold (as depicted by the navy blue coloured areas) is the market segment with the greatest coverage in Bolton. "Elsie & Arnold" (retirement home singles) account for 9.9% of the Bolton population. This means that, of the 19, the greatest proportion would benefit from initiatives that appeal to "Elsie & Arnold"; sports such as keep fit/gym, swimming and bowls.

"Philip" (comfortable mid-life males) (8.5%) and "Kev" (pub league team mates) (8.1%) are the second and third largest market segments of the population in Bolton. Typically, "Kevs" and "Philips" participate in sports such as keep fit/gym, football, swimming and cycling.

# BOLTON METROPOLITAN BOROUGH COUNCIL PLAYING PITCH ASSESSMENT

Figure 1.2 Map of dominant market segments in Bolton

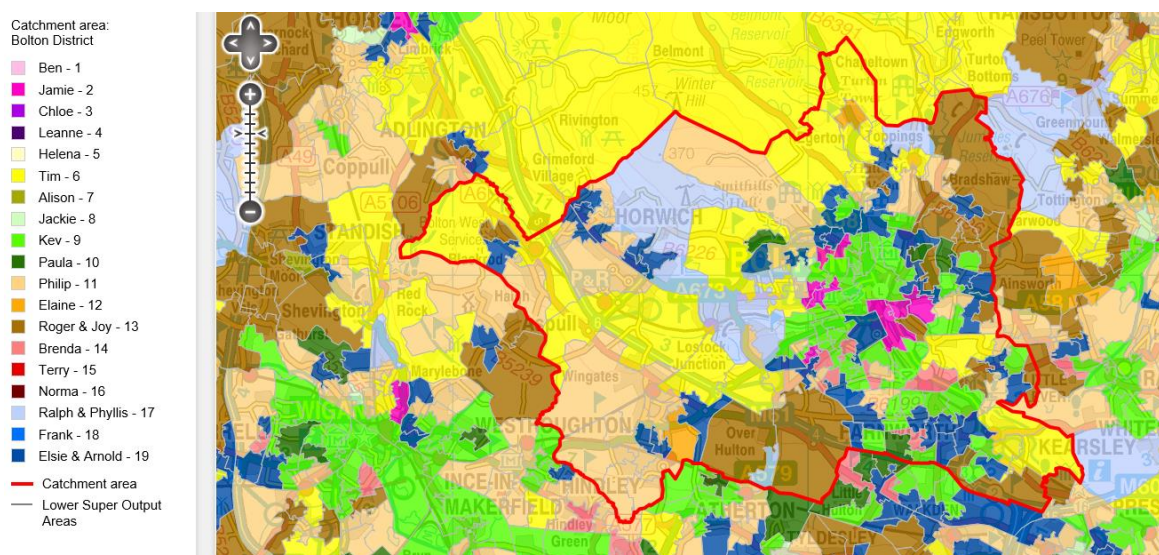


Table 1.3 Bolton: Sport England market segments

Code	Name	Description	Number	Rate
D19	Elsie & Arnold	Retirement Home Singles	19,965	9.9%
C11	Philip	Comfortable Mid-Life Males	17,282	8.5%
B09	Kev	Pub League Team Mates	16,327	8.1%
C14	Brenda	Older Working Women	15,432	7.6%
B06	Tim	Settling Down Males	12,588	6.2%
C13	Roger & Joy	Early Retirement Couples	12,140	6.0%
C12	Elaine	Empty Nest Career Ladies	11,953	5.9%
C15	Terry	Local 'Old Boys'	11,310	5.6%
A02	Jamie	Sports Team Drinkers	10,986	5.4%
B08	Jackie	Middle England Mums	10,682	5.3%
D18	Frank	Twilight Year Gents	10,492	5.2%
A04	Leanne	Supportive Singles	9,090	4.5%
B10	Paula	Stretched Single Mums	8,283	4.1%
B05	Helena	Career Focused Females	7,555	3.7%
A01	Ben	Competitive Male Urbanites	6,825	3.4%
B07	Alison	Stay at Home Mums	5,936	2.9%
A03	Chloe	Fitness Class Friends	5,653	2.8%
C16	Norma	Later Life Ladies	5,223	2.6%
D17	Ralph & Phyllis	Comfortable Retired Couples	4,820	2.4%
<b>Total</b>			<b>202,542</b>	<b>100.1%</b>

Source: Sport England, 2013, Measure: Sport Market Segmentation

# BOLTON METROPOLITAN BOROUGH COUNCIL PLAYING PITCH ASSESSMENT

*What does market segmentation mean for pitch sports?*

Of the three largest market segments, only “Kevs” identify football as an activity they particularly enjoy playing while “Elsie & Arnold” identify Bowls at their third most popular activity. It is perhaps unsurprising, therefore, that football only accounts for 6.6% of sports participation within Bolton, a figure that is marginally lower than both the national (7.2%) and regional (7.9%) figures.

*Which are the most popular sports played by adults in the area?*

Sport	Bolton		North West		England	
	Number (000s)	Rate (%)	Number (000s)	Rate (%)	Number (000s)	Rate (%)
Swimming	22.9	11.0%	629.8	11.3%	4,870.4	11.6%
Gym	20.6	9.9%	639.6	11.5%	4,475.7	10.6%
Football	13.8	6.6%	437.4	7.9%	3,018.2	7.2%
Cycling	12.3	5.9%	437.1	7.9%	3,486.0	8.3%
Athletics	10.1	4.9%	348.4	6.3%	2,915.7	6.9%

(Source: Sport England Active Peoples Survey)

Analysis identifies that of the top five sports played by adults within Bolton, football (6.6%) is the only pitch sport. Indeed, swimming (11.0%) remains the most popular with gym (9.9%), cycling (5.9%) and athletics (4.9%) all making the top five.

## **Stage B: Gather information and views on the supply of and demand for provision**

It is essential that a PPS is based on the best and most accurate and up-to-date information available about the supply of and demand for playing pitches. This section provides detail about how this information has been gathered in Bolton. In September 2013 (during the development of Bolton’s PPS) an Update Paper was produced and distributed to Steering Group members. This aimed to ensure accurate and up-to-date information was being collected and gave an opportunity for check and challenge of data.

### ***An audit of playing pitches***

PPS guidance uses the following definitions of a playing pitch and playing field. These definitions are set out by the Government in the 2010 ‘Town and Country Planning (Development Management Procedure) (England) Order’.<sup>2</sup>

- ◀ ***Playing pitch*** – a delineated area which is used for association football, rugby, cricket, hockey, lacrosse, rounders, baseball, softball, American football, Australian football, Gaelic football, shinty, hurling, polo or cycle polo.
- ◀ ***Playing field*** – the whole of a site which encompasses at least one playing pitch.

This PPS counts individual grass pitches (as a delineated area) as the basic unit of supply. The definition of a playing pitch also includes AGPs.

<sup>2</sup> [www.sportengland.org](http://www.sportengland.org)>Facilities and Planning> Planning Applications

# BOLTON METROPOLITAN BOROUGH COUNCIL

## PLAYING PITCH ASSESSMENT

---

### *Quantity*

All playing pitches are included irrespective of ownership, management and use. Playing pitch sites were initially identified using Sport England's Active Places web based database. The Council and NGBs supported the process by checking and updating this initial data. This was also verified against club information supplied by local leagues. For each site the following detail is recorded in the project database. (It is supplied as an electronic file):

- ◀ Site name, address (including postcode) and location
- ◀ Ownership and management type
- ◀ Security of tenure
- ◀ Total number, type and quality of pitches
- ◀ Maintenance of pitches
- ◀ A description and the quality of the ancillary facilities

### *Accessibility*

Not all pitches offer the same level of access to the community. The ownership and accessibility of sports pitches also influences their actual availability for community use. Each site is assigned a level of community use as follows:

- ◀ **Community use** - pitches in public, voluntary, private or commercial ownership or management (including education sites) recorded as being available for hire and currently in use by teams playing in community leagues. Security of tenure of the site is also recorded.
- ◀ **Available but unused** - pitches that are available for hire but are not currently used by teams which play in community leagues; this most often applies to school sites but can also apply to sites which are expensive to hire.
- ◀ **No community use** - pitches which as a matter of policy or practice are not available for hire or use by teams playing in community leagues. This should include professional club pitches along with some semi-professional club pitches where play is restricted to the first or second team.
- ◀ **Lapsed and disused** – pitches that were formerly playing pitches but are no longer used for formal or informal sports use within the last five years (lapsed) or longer (disused).

### *Quality*

The capacity for pitches to regularly provide for competitive play, training and other activity over a season is most often determined by their quality and location. Teams, especially youth teams, are only prepared to travel within the local vicinity.

There are a maximum number of games acceptable before a playing surface deteriorates and this is exacerbated by training on pitches. As a minimum, the quality and therefore the capacity of a pitch affects the playing experience and people's enjoyment of a sport. In extreme circumstances it can result in a pitch being unable to cater for all or certain types of play during peak and off peak times.



# BOLTON METROPOLITAN BOROUGH COUNCIL

## PLAYING PITCH ASSESSMENT

---

It is not just the quality of the pitch itself which has an effect on its capacity but also the quality, standard and range of ancillary facilities. The quality of both the pitch and ancillary facilities will determine whether a pitch is able to contribute to meeting demand from various groups and for different levels and types of play.

The quality of all pitches identified in the audit and the ancillary facilities supporting them is assessed regardless of ownership, management or availability. Along with capturing any details specific to the individual pitches and sites, a quality rating is recorded within the audit for each pitch.

The ratings are used to help estimate the capacity of each pitch to accommodate competitive and other play within the supply and demand assessment.

In addition to undertaking non-technical assessments (using the published templates provided within the guidance and as determined by NGBs), users and providers were also consulted with regard to quality and in some instances the quality rating adjusted to reflect this.

### ***Developing a picture of demand***

Presenting an accurate picture of current demand for playing pitches (i.e. recording how and when pitches are used) is important in order to carry out the full supply and demand assessment. Demand for playing pitches in Bolton tends to fall within the categories:

- ◀ Organised competitive play
- ◀ Organised training
- ◀ Unofficial/informal play

In addition, unmet and displaced demand for provision is also identified on a sport by sport basis. Unmet demand is defined as the number of additional teams that could be fielded if access to a sufficient number of pitches (and ancillary facilities) was available. Displaced demand refers to teams that are generated from residents of the area but due to any number of factors do not currently play within the area.

Alongside current demand it is important for a PPS to assess whether the future demand for playing pitches can be met. Using population projections, an estimate can be made of the likely future demand for playing pitches in Bolton.

The resident population in Bolton is 277,296<sup>3</sup>. By 2021, the Borough's population is projected to increase to 298,194 an increase of 20,898 (or equivalent to a percentage increase of 14.5%).

Other information sources used to help identified future demand include:

- ◀ Recent trends in the participation in playing pitch sports.
- ◀ The nature of the current and likely future population and their propensity to participate in pitch sports.
- ◀ Feedback from pitch sports clubs on their plans to develop additional teams.
- ◀ Any local and NGB specific sports development targets (e.g. increase in participation).

---

<sup>3</sup> Source: Office for National Statistics 2011 Census and 2011 Interim Based Population Projections

# BOLTON METROPOLITAN BOROUGH COUNCIL PLAYING PITCH ASSESSMENT

Current and future demand for playing pitches is presented on a sport by sport basis within the relevant sections of this report.

A variety of consultation methods are used to collate demand information. Face to face consultation was carried out with key clubs from each sport. This allowed for collection of detailed demand information and exploration of key issues to be interrogated and more accurately assessed.

For data analysis purposes an online survey (converted to postal if required) that has been approved by NGBs for each sport was utilised. This was sent to all clubs not covered by face to face consultation.

## *Consultation response rates*

Sport	No of clubs in Bolton	Response rate	Methods of consultation
Football clubs <sup>[1]</sup>	38	46%	Face to face, survey and telephone
Football teams	318	78%	
Cricket clubs	20	75%	Face to face, survey and telephone
Rugby union clubs	2	100%	Face to face, survey and telephone
Rugby league clubs	2	100%	Face to face, survey and telephone
Hockey clubs	1	100%	Face to face
Athletics clubs	2	100%	Telephone
Netball clubs	3	100%	Face to face and survey

Consultation was also undertaken with key organisations from tennis, bowls, rounders and lacrosse in Bolton.

## **Stage C: Assess the supply and demand information and views (Steps 4, 5 & 6)**

Supply and demand information gathered within Section B was used to assess the adequacy of playing pitch provision in Bolton. It focused on looking at how much use each site could potentially accommodate (on an area by area basis) compared to how much use is currently taking place.

### ***Understand how a site is being used***

Qualitative pitch ratings are linked to a pitch capacity rating derived from NGB guidance and tailored to suit a local area. The quality and use of each pitch is assessed against the recommended pitch capacity to indicate how many match equivalent sessions per week (per season for cricket) a pitch could accommodate.

This is compared to the number of matches actually taking place and categorised as follows to identify:

Potential spare capacity: Play is below the level the site could sustain.	
At capacity: Play is at a level the site can sustain.	
Overused: Play exceeds the level the site can sustain	

<sup>[1]</sup> KKP contacted outstanding clubs on a minimum of three occasions to attempt to improve the response rate.

# BOLTON METROPOLITAN BOROUGH COUNCIL

## PLAYING PITCH ASSESSMENT

---

### ***Develop the current picture of provision***

Once capacity is determined on a site by site basis, actual spare capacity is calculated on an area by area basis via further interrogation of peak demand. Although this may have been identified it does not necessarily mean that there is surplus provision. For example, spare capacity may not be available when it is needed or the site may be retained in a 'strategic reserve' to enable pitch rotation to reduce wear and tear.

Capacity ratings assist in the identification of sites for improvement/development, rationalisation, decommissioning and disposal.

### ***Scenario testing***

Modelling scenarios to assess whether existing provision can cater for unmet, displaced and future demand is made after the capacity analysis. This will also include, for example, removing sites with unsecured community use to demonstrate the impact this would have were these sites to be decommissioned in the future.

### **Stage D: Develop the strategy (Steps 7 & 8)**

By completing Sections A, B and C it is possible to identify several findings and issues relating to the supply, demand and adequacy of playing pitch provision in Bolton. This report seeks to identify and present the key findings and issues, which should now be checked, challenged and agreed by the Steering Group, along with the gateway checklists in guidance, prior to development of the Strategy (Section E).

Section D is structured to provide a sport by sport analysis as follows:

- Part 2: Football
- Part 3: Cricket
- Part 4: Rugby union
- Part 5: Rugby league
- Part 6: Hockey
- Part 7: Tennis
- Part 8: Rounders
- Part 9: Athletics
- Part 10: Education

# BOLTON METROPOLITAN BOROUGH COUNCIL

## PLAYING PITCH ASSESSMENT

### PART 2: FOOTBALL

#### 2.1: Introduction

Lancashire FA is the primary organisation responsible for development (and some elements of administration) of football in Bolton. It is also responsible for the administration, in terms of discipline, rules and regulations, cup competitions and representative matches, development of clubs and facilities, volunteers, referees, coaching courses and delivering national football schemes.

This section of the report focuses on the supply and demand for grass football pitches. Section 2.6 captures supply and demand for artificial grass pitches (AGPs). Although in the future it is anticipated that there will be a growing demand for the use of AGPs for competitive football fixtures to accommodate youth football, AGPs in Bolton are currently used most for football training. In addition, there is not currently thought to be a direct relationship between demand for AGPs and demand for grass pitches.

#### ***FA Youth Development Review***

The FA has consulted widely and has been encouraged to produce national pitch sizes for mini soccer (5v5 and 7v7), Youth football (9v9 and 11v11) and over 18 senior football (11v11). This will see an increased use of small-sided games for all age groups up to U12s. This will allow children to progress gradually through age-appropriate formats. The entry point for U7s and U8s is the 5v5 game. U9s and U10s will then step up to 7v7, followed by 9v9 level for U11s and U12s.

*Table 2.1: Summary of each step and the appropriate pitch and goal sizes*

Age	Format	Pitch size without runoff (Length x width yards)	Pitch size including runoff <sup>4</sup> (Length x width yards)	Recommended size of goal posts (Height x width ft)
Mini soccer U7/U8	5 v 5	40 x 30	46 x 36	6 x 12
Mini soccer U9/U10	7 v 7	60 x 40	66 x 46	6 x 12
Youth 11/12	9 v 9	80 x 50	86 x 56	7 x 16
Youth 13/14	11 v 11	90 x 55	96 x 61	7 x 21
Youth 15/16	11 v 11	100 x 60	106 x 66	8 x 24
Youth 17/18	11 v 11	110 x 70	116 x 76	8 x 24
Over 18 (senior ages)	11 v 11	110 x 70	116 x 76	8 x 24

Playing smaller-sided games has been proved to give children an increased number of touches of the ball, while providing more goals and scoring attempts, more one-v-one encounters and more chance to attempt dribbling skills. It is this increased contact time with the ball that the FA believe will help children enjoy the game more while providing them with better preparation for the 11-a-side a game.

<sup>4</sup> Including runoff (safety area around the pitch)

# BOLTON METROPOLITAN BOROUGH COUNCIL

## PLAYING PITCH ASSESSMENT

---

The introduction of 9v9 football, by the FA, is designed to help bridge the gap between mini soccer at U10s and 11-a-side at U11s and will see the introduction of a new intermediate sized pitch. The FA suggests that where there is limited space, there is the ability to mark out 9v9 pitches across a full size pitch.

Marking out two 9v9 pitches on one senior pitch will help to meet the shortfall of junior pitches identified at peak times. However, specific 9v9 goals (recommended size 7 x 16ft) would be required.

The new format of the 9v9 game has become mandatory from the 2013/14 season for U11s and from the 2014/15 season for U11s and U12. The Bolton and Bury District League has not highlighted an issue with 9v9 pitches as it has been running this format of the game for the previous two seasons and found that clubs have managed to accommodate matches on 9v9 pitches. The league and council have worked together for a number of years towards the introduction of the 9v9 format, having been selected by the FA to be part of its pilot scheme.

### ***FA investment***

Since 2007 there has been a number of capital investment programmes to improvement pitch quality and ancillary facilities funded by the FA across three sites in Bolton:

Site	Description	Total project costs (£)	Grant request (£)	Date
Daisy Hill Football Club	Pitch drainage	£54,303	£19,913	July 2011
Horwich St Mary's	New changing facilities	£978,807	£738,807	May 2012
Ladybridge Football Club	Ground improvements	£28,636	£20,000	April 2013

### ***Consultation***

In addition to face to face consultation with key clubs and leagues, an electronic survey was sent to all football clubs playing in Bolton, contact details were provided by Lancashire FA, and the invitation to complete the survey was distributed via email. Responses were gained from 38 clubs (equating to a 46% response rate, including face to face interviews, and a 78% team return rate). A good cross section of clubs (size of club, from a number of different leagues, playing in different areas) were consulted with and the results are used to inform key issues within this section of the report.

# BOLTON METROPOLITAN BOROUGH COUNCIL PLAYING PITCH ASSESSMENT

## 2.2: Supply

The audit identifies a total of 182 football pitches in Bolton. Of these, 134 are available, at some level, for community use.

Table 2.2: Summary of pitches available for community use

Analysis area	Available for community use					
	Adult	Youth			Mini	
		7v7	9v9	11v11	5v5	7v7
Astley Bridge and Smithills	4	3	3	6	1	2
Crompton and Halliwell	3	1	4	1	1	1
Farnworth and Kearsley	4	1	1	7	1	-
Heaton & Lostock and Hulton	2	2	1	-	-	1
Leverhulme	15	2	10	6	-	2
South	5	-	1	3	-	-
South Turton	7	2	4	2	-	3
Two Towns	6	2	3	-	-	1
Westhoughton with Chew Moor	5	1	3	1	-	-
<b>BOLTON</b>	<b>51</b>	<b>14</b>	<b>30</b>	<b>26</b>	<b>3</b>	<b>10</b>

The pitches which are unavailable for community use are all located on education sites.

Two sites are mapped as being outside of the Bolton boundary but are considered to service Bolton; Thomasson Fold, which has one adult pitch, and Ainsworth Hall Road which has two adult pitches.

There are a number of sites that have been identified by Bolton Council as disused sites. These sites are not mapped but are listed below:

- ◀ Eskrick Street – Recreational Open Space
- ◀ Firwood School – Former School Playing Field
- ◀ Nuffield House – Former Playing Field
- ◀ Longsight CP School – Former School Playing Field
- ◀ Gilnow Gardens – Informal Green Space
- ◀ St Andrew's Primary Playing Field – Disused Playing Field
- ◀ Brightmet Hall IV – Former Playing Field
- ◀ Holcombe Close – Informal Open Space
- ◀ Hollycroft Avenue – Multi Use Games Area
- ◀ Blindsill Road – Informal Open Space
- ◀ Mount Street – Disused Playing Field
- ◀ Devonshire Road – Former School Playing Field
- ◀ Horwich College – Disused Playing Field
- ◀ Singleton Avenue – Informal Open Space

## **BOLTON METROPOLITAN BOROUGH COUNCIL PLAYING PITCH ASSESSMENT**

---

The methodology states that the following information should be collected for football:

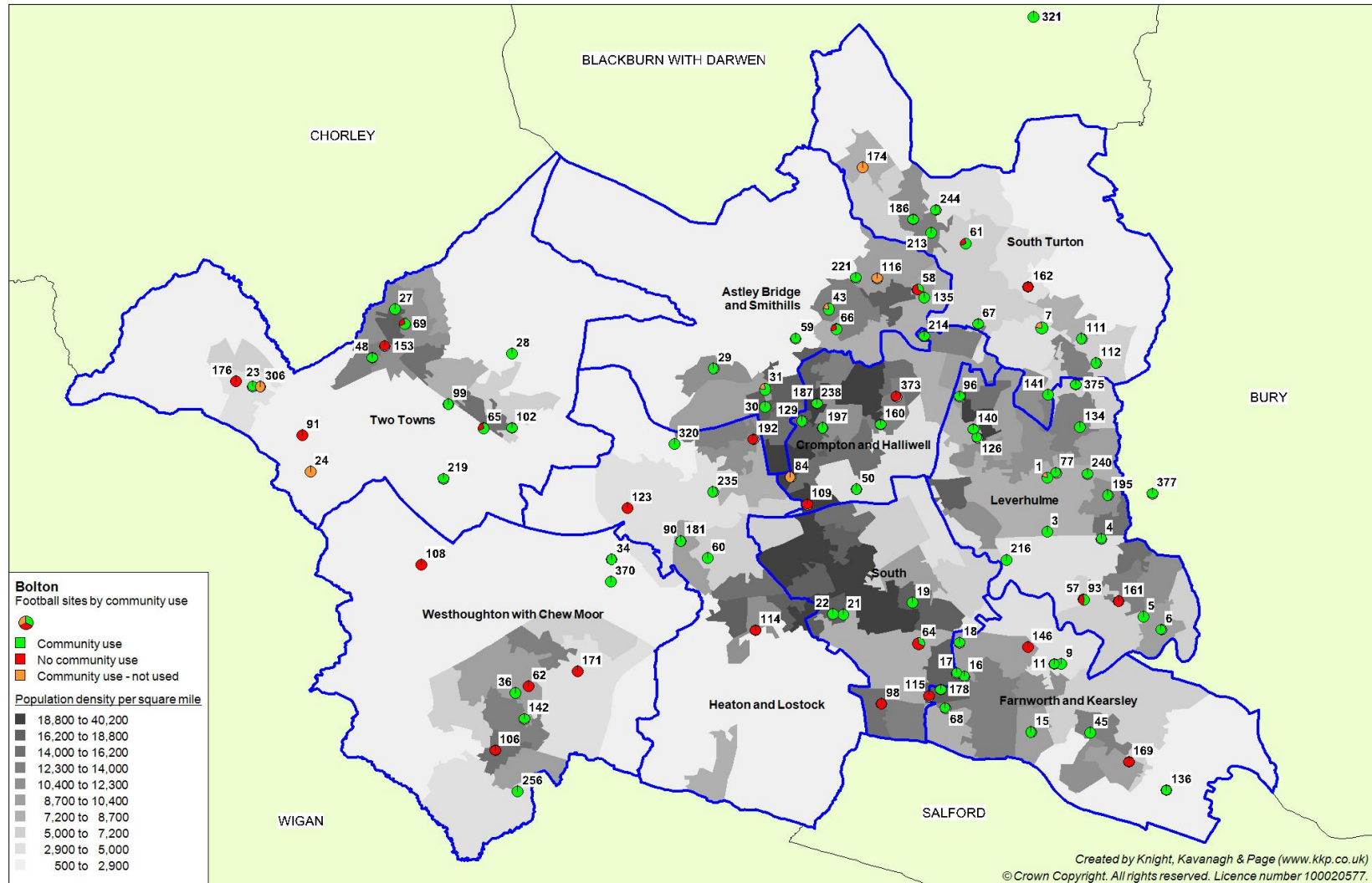
- ◀ Mini soccer (U7s-U8s) 5v5
- ◀ Mini soccer (U9-U10) 7v7
- ◀ Youth football (U11-U12) 9v9
- ◀ Youth football (U13-U16) 11v11
- ◀ Adult football 11v11

More detailed pitch guidance can be accessed at:

[http://www.thefa.com/GetIntoFootball/Facilities/Goalpost\\_and\\_Pitch\\_Sizes.aspx](http://www.thefa.com/GetIntoFootball/Facilities/Goalpost_and_Pitch_Sizes.aspx)

# BOLTON METROPOLITAN BOROUGH COUNCIL PLAYING PITCH ASSESSMENT

Figure 2.1: Location and availability for community use of football pitches in Bolton





# BOLTON METROPOLITAN BOROUGH COUNCIL

## PLAYING PITCH ASSESSMENT

Please refer to table 2.9 for a key to the map.

Horwich St Mary's FC has received an award of over £700,000 from the Football Foundation which will provide new pitches at Scholes Bank and has been granted a 25 year lease from the Council to manage it. In addition it is also in the process of taking over the lease of the adjacent site Meadow Field from United Utilities (where a car park will be developed). Plans include provision of a new clubhouse and up to eight pitches (currently five but only two are being used). More funding is yet to be secured for the full development plans. The Club currently plays across a number of school and council sites as its home ground is unsuitable.

### **Ownership/management**

There are a number of pitch providers in Bolton. Although the Council own the majority of sites, other providers include academies, schools, private sports clubs and Bolton Arena.

All ground maintenance of council-owned pitches is carried out in-house. The majority of maintenance work is carried out at the end of the season with a small amount of rolling and slitting of pitches during the season as conditions dictate. In order to protect the quality of pitches, over recent years, the Council has limited organised play on football pitches to two games per week. The Council has also enforced a strict cancellation policy, whereby 'blanket' closures of pitches that are unfit for play have been made, to try and prevent pitch quality deterioration. On ten occasions last season (2012/13) cancellation of games was imposed, which is above the usual number of six–seven per season. However, it is reported that this has improved the quality of pitches throughout the season.

### **Pitch quality**

The quality of football pitches in Bolton has been assessed via a combination of site visits (using non technical assessments as determined by The FA) and user consultation to reach and apply an agreed rating as follows:

- ◀ Good
- ◀ Standard
- ◀ Poor

The table below summarises the quality of pitches that are available for community use across Bolton. Quality ratings were derived from non technical site assessments carried out in October 2013 and have been adjusted (where required) to ensure that the quality rating given to a pitch is a true reflection of its usual quality at mid season based on club and Council advice.

*Table 2.4: Pitch quality assessments (community use pitches)*

Adult pitches			Youth pitches			Mini pitches		
Good	Standard	Poor	Good	Standard	Poor	Good	Standard	Poor
16	33	2	26	35	9	2	11	0

The majority of pitches in Bolton score as standard quality (59%).

# BOLTON METROPOLITAN BOROUGH COUNCIL

## PLAYING PITCH ASSESSMENT

---

Poor scoring pitches are located at the following sites:

- ◀ Darley Park
- ◀ Westhoughton Central Park
- ◀ St James Secondary School
- ◀ Chorley New Road Primary School
- ◀ Bolton St Catherine's Academy
- ◀ Scott Lane (unused)
- ◀ Leverhulme Park, Tonge Fold (unused)
- ◀ Blackrod Bypass, North of (unused)

Good quality pitches are generally located on club-owned sites, such as Bolton County AFC, Ladybridge FC, Tempest United AFC and Daisy Hill FC. League consultation highlights that private sites (i.e. sports clubs and works grounds) offer better quality facilities than Council parks/playing fields and school pitches. In general, such sports clubs tend to have dedicated ground staff or volunteers working on pitches and the fact that they are often secured by fencing prevents unofficial use. The maintenance and use of Council sites tends to be less frequent and unofficial use of these sites can further exacerbate quality issues.

In general, club consultation shows improvement in pitch quality, as nearly half (48%) of clubs report pitch quality as either 'slightly better' or 'much better' in the last three years. Nearly a third of clubs (32%) claim there has been 'no difference' in pitch quality and the remaining clubs (20%) report that the pitch quality has become 'slightly poorer' in the last three years. The common reasons given for this deterioration in quality are overuse, poor drainage or grass not cut enough.

The only notable concern from clubs regarding pitch quality is that of poor drainage at Barlow Park (Pitch 2), which often become 'boggy' after heavy rain.

Bolton & Bury District Football League reports that there is poor drainage on pitches at Green Lane in Horwich, Longsight Park and Darley Park. Last season (2012/13) the Council allocated pitches to teams and the League has received reports of clubs being unhappy with their pitch allocation.

Pitches at Harper Green Playing Fields (centre pitch), Walker Avenue and Barlow Park (Pitch 1) are rated as good quality by the Bolton & District Sunday Football League. Pitches at Longsight Park, Harper Green Playing Fields (pitches four and five) and Doe Hey are also rated poorly by the League due to frequent flooding, dog fouling, litter (on all pitches) and broken glass on the pitch (at Doe Hey).

Many sites in Bolton suffer from the effects of unofficial use, which can take the form of other users playing on the pitches but is also caused by, for example, bikes being ridden across pitches, litter being dropped and dog walkers. The majority of clubs (63%) report that their home ground/pitch has suffered from vandalism in the previous year.

### ***Ancillary facilities***

Changing facilities is an issue at many football sites in Bolton. Many of the facilities are described as poor quality by users (particularly on council sites) and some do not have changing facilities at all, which means that some sites are not accessible to senior teams because the leagues require all teams to have changing facilities.

## BOLTON METROPOLITAN BOROUGH COUNCIL PLAYING PITCH ASSESSMENT

There is no changing provision at Harper Green Playing Fields and leagues report that changing facilities at Walker Avenue are of extremely poor quality.

Lancashire Amateur League identifies Blackrod Community Centre as a good standard pitch with excellent changing facilities inside the community centre. The council-owned pitches and facilities are generally good. The Newhouse Farm site is reported as good due to the number of pitches available, however, the quality of the pitches and the changing facilities were considered of low quality when inspected.

Barlow Park has also suffered vandalism to the changing rooms, which were burnt down last year.

As a junior league, Bolton & Bury District Football League reports that its clubs are unhappy at having to pay for access to changing rooms even though clubs do not want or need to use them (although access to toilets is required). In addition, most are of poor quality and unsuitable for juniors.

Of the clubs with access to changing facilities, 23% rate them as unacceptable. This reinforces the overall perception that changing facilities in Bolton require upgrading and refurbishment. In addition, 27% of clubs report not having changing facilities available.

### 2.3: Demand

Sport England's Active People Survey 6 shows that 6.6% of the population in Bolton participate in football at least once per month. This is lower than the regional (7.9%) and national (7.2%) rates.

KKP identifies there are 82 affiliated clubs playing in Bolton producing 318 teams in the 2013/14 season<sup>5</sup>.

Table 2.5: Summary of teams playing in Bolton

Analysis area	Adult teams		Youth teams		Mini teams
	Senior men	Senior women	Boys	Girls	Mini soccer <sup>6</sup>
Astley Bridge and Smithills	8	-	18	-	9
Crompton and Halliwell	3	1	7	-	7
Farnworth and Kearsley	8	-	12	-	6
Heaton & Lostock and Hulton	1	-	12	1	7
Leverhulme	25	-	36	-	21
South	10	1	9	-	1
South Turton	6	-	15	1	11
Two Towns	10	-	14	-	26
Westhoughton with Chew Moor	6	1	9	-	16
<b>BOLTON</b>	<b>77</b>	<b>3</b>	<b>132</b>	<b>2</b>	<b>104</b>

<sup>5</sup> FA Data on Demand information formed basis of club/team numbers, complimented by information received from league and club consultation.

<sup>6</sup> Girls and boys play alongside each other in mini soccer at U7s – U10s i.e. ages 6-9 years old.

# BOLTON METROPOLITAN BOROUGH COUNCIL

## PLAYING PITCH ASSESSMENT

Of these, 39 teams are identified as playing competitively on AGPs in Bolton. The majority of these are mini teams, competing in the floodlit league, playing at various venues around the Borough, predominately Bolton Arena and Powerleague Soccer Centre. Three adult teams, playing for University of Bolton and one adult team playing for Ladybridge FC also play on 3G pitches. However, it is not common in Bolton for adult matches to be played on 3G pitches.

The largest number of teams (48 in total) play in Leverhulme which is where there is the largest number of junior 'boys' football teams (28) and adult football teams (15). Most mini teams play in Astley Bridge and Smithills.

There are an additional three teams (two seniors and one youth boys) playing on Thomasson Fold adult pitch, and another two senior teams playing on Ainsworth Hall Road, which are outside of the Bolton study area but are considered to service Bolton.

The majority of clubs that responded to the survey report that team numbers for adult, youth and mini soccer teams have 'stayed the same' in the last three years. Of the clubs that responded, 66% report that the number of senior teams has stayed the same (20% has increased and 14% decreased). Similar figures are reported for youth football, although there has been a bigger increase, with 25% of clubs reporting that the number of teams has increased, 58% has stayed the same and 17% has decreased. Again, the majority of clubs report that the number of mini soccer teams (59%) stayed the same (23% increased and 18% decreased).

Of the clubs that reported a decrease in the number of teams the main reasons given were financial problems, moved away to university or lost interest. The reasons given for an increase in number of teams (particularly mini soccer) is through word of mouth, effective club promotion and coach development.

Two girls' and three senior women's teams presently operate in Bolton. The two girls' teams play Bromley Cross FC and Ladybridge FC respectively (it should be noted that junior girls' play competitively in mini soccer teams up to the age of 10). Bolton Wanderers Ladies FC, Oxford Grove FC and Chew Moor Brook FC each field one women's team.

### **Leagues**

There are four main leagues that service Bolton.

League	Comments
Bolton & Bury District Football League	<p>This junior league is a Charter Standard (quality accreditation award from The FA) junior league with teams ranging from mini soccer through to Under 18 level. There are around 600 teams currently playing in the League (203/2014).</p> <p>The mini soccer teams (U7 and U8) all play at central venues at Bolton Arena and PowerLeague on 3G pitches. Clubs have voted to revert back to playing on a home and away basis as of next season. This will likely result in demand for grass pitches increasing again and an increase in the number of teams playing as it will be more affordable if grass pitches can be hired (although some will continue to play on the 3G pitches).</p> <p>Due to growth at U17 and U18 age groups, the League is considering introduction of an U21 league playing on a Saturday afternoon in order to be able to access pitches (i.e. off peak). Despite this, at present time only the Lancashire Amateur League has been granted permission from the FA to run an Under 21 league in the Bolton area.</p>

## BOLTON METROPOLITAN BOROUGH COUNCIL PLAYING PITCH ASSESSMENT

League	Comments
Bolton Sports Federation Over 35's Football League	<p>The League has 28 teams, 11 of which play on grass pitches in Bolton. It reports that matches played on council-owned pitches are cancelled on a fairly regular basis due to excessive rain during the week and cautious action by the Council to protect the quality of pitches.</p>
Bolton & District Sunday Football League	<p>The League currently has two divisions consisting of 24 clubs all of whom come from the Bolton area. There has been a decrease in the number of clubs in the last three years, mainly because clubs have found it difficult to be financially viable, which is partly due to the decline in sponsorship.</p> <p>It also reports a decrease in pitch availability and a decline in the quality of changing facilities, some of which are now deemed unusable by clubs.</p> <p>Clubs in this league often travel outside of their local catchment to use pitches due to availability. This has affected clubs in terms of attracting players from their local community and it's also affected the levels of support from the community. For example, Darcy Lever FC now plays at Moss Bank Park which is approximately five miles from Darcy Lever. Also, due to a lack of available pitches, Farnworth United FC (a Bolton based team) is playing several miles away in Little Hulton (Salford Council).</p> <p>The League reports that areas of Farnworth, Great Lever and Deane have a shortage of pitches. This season, it notes five clubs from the Deane area that were unable to play on a pitch in or close to Deane.</p> <p>The League intends to increase the number of teams by setting up an intermediate section of the league, which will attract at least ten new teams.</p>
Lancashire Amateur League	<p>The League operates eight divisions, consisting of 38 clubs with approximately 100 teams, of which, 11 clubs and 28 teams originate from the Bolton area. There has been a slight increase in the number of teams competing due to a new club joining and another club increasing its team numbers.</p> <p>It has a stringent policy on which clubs (and associated pitches and changing facilities) can enter the league and a team is only accepted once it has been approved by the Ground and Facility Sub Committee. The requirement of facilities for teams seeking promotion to the Premier Division is higher.</p> <p>It reports that, in general, the quality of pitches in Bolton has declined in the last three years. Although improvements have been made to pitches and facilities at some sites through investment from the Football Foundation. It reports concerns regarding maintenance work on pitches during the season and at the end of the season.</p> <p>There is demand from the League for better quality pitches and facilities available to teams in Bolton on Saturday afternoon. There are some pitches available, but these do not meet league requirements.</p> <p>The league has recently been awarded Charter Standard status (quality accreditation award from The FA) and under agreement will develop the league by increasing the number of teams. It is currently in the process of establishing an Intermediate League at Under 21 age group.</p>

### ***Unmet demand***

Unmet demand is existing demand that is not getting access to pitches. It is usually expressed, for example, when a team is already training but is unable to access a match pitch, or when a league has a waiting list due to a lack of pitch provision, which in turn is hindering the growth of the league. There is no unmet demand expressed by clubs or by the league (i.e. no waiting lists).

## BOLTON METROPOLITAN BOROUGH COUNCIL PLAYING PITCH ASSESSMENT

### *Latent demand*

Clubs were asked that if more pitches were available, at the club or in the local area, could they develop more teams in the future (latent demand). The table below highlights latent demand expressed by the clubs, and the additional teams that could *potentially* be fielded if more pitches were available.

*Table 2.7: Summary of latent demand expressed by clubs*

Club	Latent demand	Analysis area	Pitch requirement	
			Number <sup>7</sup>	Type
Ringley Park Rangers FC	1 mini soccer and 4 youth teams	Leverhulme Farnworth and Kearsley	0.5 2	Mini Youth
Tonge Juniors FC	2 mini soccer teams	South Turton and Leverhulme	1	Mini
FC Sharples	2 mini soccer teams	Astley Bridge and Smithills	1	Mini
Moss Bank Junior FC	3 mini soccer and 12 youth teams	Astley Bridge and Smithills Leverhulme	1.5 6	Mini Youth
Little Lever Sports Club FC	2 senior teams	Farnworth and Kearsley	1	Senior
Oxford Grove JFC	2 youth teams	Crompton and Halliwell	1	Youth
Horwich RMI AFC	2 youth teams	Two Towns	1	Youth
Farnworth Town FC	1 senior and 1 youth team	Farnworth and Kearsley	0.5 0.5	Senior Youth
Bolton Wyresdale AFC	1 youth team	Leverhulme	0.5	Youth
Castle Hill FC	1 youth and 1 senior team	Leverhulme	0.5 0.5	Youth Senior
Chew Moor Brook FC	1 mini soccer, 3 youth teams and 1 senior team	Westhoughton with Chew Moor	0.5 1.5 0.5	Mini Youth Senior
<b>Totals</b>			<b>2.5</b>	<b>Senior</b>
			<b>13</b>	<b>Youth</b>
			<b>4.5</b>	<b>Mini</b>

The table above highlights latent demand for 2.5 senior, 13 youth and 4.5 mini pitches, equating to 40 teams that could potentially play if more pitches were available. Latent demand appears to be highest in Leverhulme.

In addition, 18 clubs report that better ancillary facilities would enable them to run more teams. Facility requirements such as 3G pitches for training, floodlights and clubhouse improvements were reported but the biggest improvement required was changing room provision with 10 clubs (56%) reporting that they would have more teams if changing facilities were created/ improved.

<sup>7</sup> Two teams require one pitch to account for playing on a home and away basis. Therefore 0.5 pitches can be seen in the table where there is latent demand for one team.

## BOLTON METROPOLITAN BOROUGH COUNCIL PLAYING PITCH ASSESSMENT

In addition to latent demand identified by clubs, Sport England's Segmentation Tool enables analysis of 'the percentage of adults that would like to participate in football but are not currently doing so'. The tool identifies latent demand of 2,605 people. 23.0% of the population that would like to participate in football is the segment 'Jamie - sports team lads'. Of the 2,605 people, 202 (7.8%) are females; the largest segments of which is 'Leanne - supportive singles'.

### ***Displaced demand***

Displaced demand refers to Bolton registered teams that are currently accessing pitches outside of the Area for their home fixtures, normally because their pitch requirements cannot be met, which is usually because of pitch supply or quality issues. Farnworth United FC (one adult team) would prefer to play in Bolton but report that there are no pitches with changing facilities available. Therefore the Club now use pitches in Little Hulton which falls within neighbouring Salford.

Although not displaced demand per se, a number of clubs (24%) report that they are not currently playing at their preferred home ground. Reasons include; wanting to play at sites with better quality pitches and/or changing facilities and wanting their own ground.

### ***Future demand***

Future demand can be defined in two ways, through participation increases and using population forecasts.

A number of clubs (17) report plans to increase the number of teams they provide. One club reports not knowing where teams will be accommodated but the majority of teams have identified which sites additional teams will be accommodated at. Where quantified, clubs plan to provide an additional seven men's, one women's, 27 youth (boys), four youth (girls) and 28 mini teams.

Bolton & District Sunday Football League intends to increase the number of teams by setting up an intermediate section of the league, which will attract at least ten new teams.

Team generation rates are used below as the basis for calculating the number of teams likely to be generated in the future based on population growth.

*Table 2.8: Team generation rates*

Age group	Current population within age group	Current no. of teams	Team Generation Rate	Future population within age group	Predicted future number of teams	Additional teams that may be generated from the increased population
Senior Mens (16-45)	55,479	82	677	56,034	82.8	0.8
Senior Women (16-45)	55,854	3	18618	54,897	3.0	0
Boys (10-15)	11,058	133	83	11,729	141.1	8.1
Girls (10-15)	10,205	2	5102	11,015	2.2	0.2
Mini-Soccer Mixed (6-9)	13,574	104	131	17,415	133.4	29.4

# BOLTON METROPOLITAN BOROUGH COUNCIL

## PLAYING PITCH ASSESSMENT

The additional future teams would equate to the need for 4.5 youth and 14.5 mini pitches to be provided at peak time. In the current situation, these teams could be accommodated on the current stock. Albeit further investigation is required to assess the quality and accessibility of these sites to accommodate the demand expressed.

### 2.4: Capacity analysis

The capacity for pitches to regularly provide for competitive play, training and other activity over a season is most often determined by quality. As a minimum, the quality and therefore the capacity of a pitch affects the playing experience and people's enjoyment of playing football. In extreme circumstances it can result in the inability of the pitch to cater for all or certain types of play during peak and off peak times.

As a guide, The FA has set a standard number of matches that each grass pitch type should be able to accommodate without adversely affecting its current quality (pitch capacity). It is important to note that the Bolton area experiences higher rates of rainfall than several other local areas due to its location nearby the Pennines. This may contribute to no council pitches being rated above standard quality. Taking into consideration the guidelines on capacity the following was concluded in Bolton:

Adult pitches		Youth pitches		Mini pitches	
Pitch quality	Matches per week	Pitch quality	Matches per week	Pitch quality	Matches per week
Good	3	Good	4	Good	6
Standard	2	Standard	2	Standard	4
Poor	1	Poor	1	Poor	2

### Education sites

To account for curricular/extra-curricular use of education pitches it is likely that the carrying capacity at such sites will need to be adjusted. The only time this would not happen is when a school does not use its pitches at all and the sole use is community use.

Where local information was available from a school and/or users, an informed judgement has been made to adjust the pitch capacity to one which reflects the carrying capacity for community use. For example; at Bolton School's grass pitches are available for community use. The site has little, if any capacity for community use due to the amount school fixtures accommodated and wanting to retain some spare capacity to ensure quality of pitches is sustained.

At education sites where there is no information available on school usage and the ability of pitches to carry additional community use the following capacity table has been used to identify the carrying capacity of pitches:

Adult pitches		Youth pitches		Mini pitches	
Pitch quality	Matches per week	Pitch quality	Matches per week	Pitch quality	Matches per week
Good	2	Good	3	Good	5
Standard	1	Standard	1	Standard	3
Poor	0	Poor	0	Poor	1



## BOLTON METROPOLITAN BOROUGH COUNCIL PLAYING PITCH ASSESSMENT

---

Table 2.8 overleaf applies the above pitch ratings against the actual level of weekly play recorded to determine a capacity rating as follows:

Potentially able to accommodate some additional play (current use falls below the carrying capacity)	
Being played to the level the site can sustain (current use matches the carrying capacity)	
Being overplayed (current use exceeds the carrying capacity)	

### ***Is spare capacity at a site including during the peak period***

The next step is to ascertain whether or not any identified 'potential capacity' can be deemed 'spare capacity'. There may be situations where, although a site is highlighted as potentially able to accommodate some additional play, this should not be recorded as spare capacity against the site. For example, a site may be managed to regularly operate slightly below full capacity to ensure that it can cater for a number of regular friendly matches and activities that take place but are difficult to quantify on a weekly basis.

### ***Defining the peak period***

Most teams across all forms of football in Bolton play on a Saturday morning. This is most pronounced for youth and mini teams and means that there is significant pressure on the availability of pitches at one time. However, for adult football, there is also a significant amount of play on Saturday afternoon. Therefore, when considering the peak time, Saturday as a whole is used.

**BOLTON METROPOLITAN BOROUGH COUNCIL  
PLAYING PITCH ASSESSMENT**

Table 2.9: Football pitch capacity analysis

Site ID	Site name	Management	Level of community use <sup>8</sup>	Analysis area	Pitch type	Pitch size	Quality rating <sup>9</sup>	No. of pitches	Match equivalent sessions (per week)	Recommended Site capacity (sessions per week)	Capacity rating (sessions per week)	Availability in the peak period (pitches)
3	Newhouse Farm	Council	Secured	Leverhulme	Adult		Standard	4	3	8	-5	3
3	Newhouse Farm	Council	Secured	Leverhulme	Mini	(7v7)	Standard	2	0	4	-4	1.5
3	Newhouse Farm	Council	Secured	Leverhulme	Youth	(9v9)	Standard	2	2	4	-2	0
3	Newhouse Farm	Council	Secured	Leverhulme	Youth	(11v11)	Standard	2	2	4	-2	0
4	Bolton County AFC	Community Sports Club	Secured	Leverhulme	Adult		Good	2	1.5	6	-4.5	1
5	Little Lever Sports Club	Community Sports Club	Secured	Leverhulme	Adult		Good	2	1.5	6	-4.5	0.5
6	Meadow Close Playing Fields	Council	Secured	Leverhulme	Adult		Standard	1	0.5	2	-1.5	1
7	Longsight Park	Council	Secured	South Turton	Adult		Standard	2	3	4	-1	2
7	Longsight Park	Council	Secured	South Turton	Youth	(11v11)	Standard	1	3	2	1	
7	Longsight Park	Council	Secured	South Turton	Youth	(9v9)	Standard	1	0.5	2	-1.5	0.5
9	Fern Street Playing Fields / Old Farnworth Grammar School	Council	Unsecured	Farnworth and Kearsley	Youth	(11v11)	Standard	1	1.5	2	-0.5	0.5
9	Fern Street Playing Fields / Old Farnworth Grammar School	Council	Unsecured	Farnworth and Kearsley	Youth	(9v9)	Standard	1	0.5	2	-1.5	0.5
11	Darley Park	Council	Secured	Farnworth and Kearsley	Adult		Poor	1	0.5	1	-0.5	1
15	Bradford Street Park	Council	Secured	Farnworth and Kearsley	Youth	(11v11)	Good	1	1	3	-2	0
16	Harper Green School	Education	Unsecured	Farnworth and Kearsley	Adult		Good	1	2	2	0	
16	Harper Green School	Education	Unsecured	Farnworth and Kearsley	Youth	(11v11)	Standard	2	2.5	2	0.5	
17	Harper Green Playing Fields	Council	Secured	South	Adult		Standard	4	6	8	-2	3
17	Harper Green Playing Fields	Council	Secured	South	Youth	(11v11)	Standard	2	2	4	-2	1
18	Doe Hey Recreation Ground	Council	Secured	Farnworth and Kearsley	Adult		Standard	1	2	2	0	
19	Walkers Playing Field	Council	Secured	South	Adult		Standard	1	2	2	0	
21	Sunnyside Park	Council	Secured	South	Youth	(11v11)	Standard	1	0.5	2	-1.5	0.5
22	Deane & Derby CC	Community Sports Club	Secured	South	Youth	(9v9)	Good	1	1	4	-3	0
23	Vicarage Road	Council	Secured	Two Towns	Adult		Standard	1	2.5	2	0.5	
27	Green Lane Playing Field	Council	Secured	Two Towns	Adult		Standard	1	2	2	0	
28	Ridgmont Park	Council	Secured	Two Towns	Mini	(7v7)	Standard	1	0.5	2	-1.5	0.5
28	Ridgmont Park	Council	Secured	Two Towns	Youth	(9v9)	Standard	1	0.5	2	-1.5	0.5
29	Moss Bank Park	Council	Secured	Astley Bridge and Smithills	Adult		Standard	1	1.5	2	-0.5	0
30	Captains Clough	Council	Secured	Astley Bridge and Smithills	Youth	(11v11)	Standard	1	1.5	2	-0.5	0.5
30	Captains Clough	Council	Secured	Astley Bridge and Smithills	Youth	(9v9)	Standard	1	1.5	2	-0.5	0.5
31	Church Road Playing Fields	Council	Secured	Astley Bridge and Smithills	Adult		Standard	1	2	2	0	
31	Church Road Playing Fields	Council	Secured	Astley Bridge and Smithills	Mini	(7v7)	Standard	2	2.5	4	-1.5	1

<sup>8</sup> For secured sites there is a good degree of certainty that the pitch will be available to the community for at least the following three years.

<sup>9</sup> Quality ratings were derived from non technical site assessments carried out in October 2013 and have been adjusted (where required) to ensure that the quality rating given to a pitch is a true reflection of its usual quality at mid season based on club and Council advice.

**BOLTON METROPOLITAN BOROUGH COUNCIL  
PLAYING PITCH ASSESSMENT**

Site ID	Site name	Management	Level of community use <sup>8</sup>	Analysis area	Pitch type	Pitch size	Quality rating <sup>9</sup>	No. of pitches	Match equivalent sessions (per week)	Recommended Site capacity (sessions per week)	Capacity rating (sessions per week)	Availability in the peak period (pitches)
34	Tempest Utd	Community Sports Club	Secured	Westhoughton with Chew Moor	Adult		Good	1	1	3	-2	0
36	Mill Street Playing Field	Council	Secured	Westhoughton with Chew Moor	Adult		Standard	1	0.5	2	-1.5	1
43	Barlow Park	Council	Secured	Astley Bridge and Smithills	Adult		Standard	2	3.5	4	-0.5	1
43	Barlow Park	Council	Secured	Astley Bridge and Smithills	Youth	(7v7)	Good	1	1	3	-2	0
45	Brook Street Park	Council	Secured	Farnworth and Kearsley	Adult		Standard	1	1	2	-1	1
48	Hilton Estate Playing Fields	Community Sports Club	Secured	Two Towns	Adult		Standard	2	2.5	4	-1.5	0.5
50	Queens Park Playing Fields	Council	Secured	Crompton and Halliwell	Adult		Standard	1	2	2	0	
54	Westhoughton Central Park	Council	Secured	Westhoughton with Chew Moor	Youth	(7v7)	Poor	1	1	1	0	
59	Smithills Secondary School/ Smithills Dean Road	Council/Education	Unsecured	Astley Bridge and Smithills	Youth	(11v11)	Standard	3	1.5	6	-4.5	0.5
60	Ladybridge High School	Education	Unsecured	Heaton & Lostock and Hulton	Youth	(7v7)	Standard	1	1	1	0	
67	Canon Slade Secondary School	Education	Unsecured	South Turton	Adult		Standard	3	2	3	-1	1
67	Canon Slade Secondary School	Education	Unsecured	South Turton	Youth	(9v9)	Standard	1	1.5	1	0.5	
68	St James Secondary School	Education	Unsecured	Farnworth and Kearsley	Youth	(11v11)	Poor	3	2.5	0	2.5	
69	Rivington and Blackrod Secondary School	Education	Unsecured	Two Towns	Youth	(9v9)	Good	1	2	3	-1	0
77	Leverhulme Community Primary School	Education	Unsecured	Leverhulme	Youth	(9v9)	Standard	3	3.5	3	0.5	
90	Beaumont Primary School	Education	Unsecured	Heaton & Lostock and Hulton	Mini	(7v7)	Standard	1	1	3	-2	0
96	Castle Hill School	Education	Unsecured	Leverhulme	Adult		Standard	1	1.5	1	0.5	
99	Chorley New Road Primary School	Education	Unsecured	Two Towns	Youth	(7v7)	Poor	1	1	0	1	
102	Claypool Primary School	Education	Unsecured	Two Towns	Youth	(7v7)	Good	1	0.5	3	-2.5	0.5
111	Hardy Mill Primary School	Education	Unsecured	South Turton	Mini	(7v7)	Standard	1	0.5	3	-2.5	0.5
112	Harwood Meadows Primary School	Education	Unsecured	South Turton	Mini	(7v7)	Standard	1	1	3	-2	0
126	Moorgate Primary School	Education	Unsecured	Leverhulme	Youth	(9v9)	Good	1	0.5	3	-2.5	0.5
129	Oxford Road Primary School	Education	Unsecured	Crompton and Halliwell	Mini	(7v7)	Standard	1	1.5	3	-1.5	0
134	Red Lane Primary School	Education	Unsecured	Leverhulme	Youth	(9v9)	Standard	2	2	2	-2	0
135	Sharples PS Primary School	Education	Unsecured	Astley Bridge and Smithills	Youth	(7v7)	Good	1	0.5	3	-2.5	0.5
136	Spindle Point Primary School	Education	Unsecured	Farnworth and Kearsley	Youth	(7v7)	Standard	1	1	1	0	
140	Tonge Moor Primary School	Education	Unsecured	Leverhulme	Youth	(7v7)	Standard	1	1	1	0	
141	Top o 'the' Brow Primary School	Education	Unsecured	South Turton	Mini	(7v7)	Standard	1	1	3	-2	0
142	Washacre Primary School	Education	Unsecured	Westhoughton with Chew Moor	Youth	(9v9)	Standard	1	0.5	1	-0.5	0.5
160	St Matthew Bolton Primary School	Education	Unsecured	Crompton and Halliwell	Youth	(9v9)	Good	1	0.5	3	-2.5	0.5

**BOLTON METROPOLITAN BOROUGH COUNCIL  
PLAYING PITCH ASSESSMENT**

Site ID	Site name	Management	Level of community use <sup>8</sup>	Analysis area	Pitch type	Pitch size	Quality rating <sup>9</sup>	No. of pitches	Match equivalent sessions (per week)	Recommended Site capacity (sessions per week)	Capacity rating (sessions per week)	Availability in the peak period (pitches)
178	Our Lady of Lourdes Primary School	Education	Unsecured	Farnworth and Kearsley	Mini	(5v5)	Standard	1	0.5	3	-2.5	0.5
181	St Bernard Primary School	Education	Unsecured	Heaton & Lostock and Hulton	Youth	(7v7)	Standard	1	1	1	0	
186	St John Bromley Cross Primary School	Education	Unsecured	South Turton	Youth	(11v11)	Good	1	1.5	3	-1.5	0
186	St John Bromley Cross Primary School	Education	Unsecured	South Turton	Youth	(9v9)	Good	1	1.5	3	-1.5	0
187	St Joseph Primary School	Education	Unsecured	Crompton and Halliwell	Mini	(5v5)	Good	1	1.5	5	-3.5	0.5
195	Bolton Wyresdale AFC	Community Sports Club	Secured	Leverhulme	Adult		Standard	2	3	4	-1	0
197	Hatfield Road	Council	Secured	Crompton and Halliwell	Youth	(9v9)	Standard	1	2.5	2	0.5	
214	Lancashire Pipe and Tube Company Sports Ground	Community Sports Club	Secured	Crompton and Halliwell	Adult		Good	1	1	3	-2	1
216	Ron Tucker Sports Ground / Bolton Lads & Girls Club	Community Sports Club	Secured	Leverhulme	Adult		Good	1	1	3	-2	0.5
216	Ron Tucker Sports Ground / Bolton Lads & Girls Club	Community Sports Club	Secured	Leverhulme	Youth	(11v11)	Good	1	2	4	-2	0
216	Ron Tucker Sports Ground / Bolton Lads & Girls Club	Community Sports Club	Secured	Leverhulme	Youth	(7v7)	Good	1	1	4	-3	0
219	Bolton Arena	Commercial Sports Facility	Secured	Two Towns	Adult		Good	1	0.5	3	-2.5	1
221	High View	Education	Secured	Astley Bridge and Smithills	Youth	(7v7)	Standard	1	1.5	2	-0.5	0
235	Ladybridge Lane	Community Sports Club	Secured	Heaton & Lostock and Hulton	Youth	(9v9)	Good	1	1	4	-3	0
238	Shepherd Cross St Playing Fields	Council	Secured	Crompton and Halliwell	Youth	(9v9)	Good	2	2.5	6	-3.5	0.5
240	Moss Park / Brightmet FC	Community Sports Club	Secured	Leverhulme	Adult		Good	1	2.5	3	-0.5	0
244	Eagley Sports Club	Community Sports Club	Secured	South Turton	Adult		Good	1	1.5	3	-1.5	0
244	Eagley Sports Club	Community Sports Club	Secured	South Turton	Youth		Good	2	1.5	8	-6.5	0
256	Daisy Hill FC / New Sirs	Community Sports Club	Secured	Westhoughton with Chew Moor	Adult		Good	1	1	3	-2	0.5
256	Daisy Hill FC / New Sirs	Community Sports Club	Secured	Westhoughton with Chew Moor	Youth	(9v9)	Good	1	1.5	4	-2.5	0
320	Stapleton Avenue	Council	Secured	Heaton & Lostock and Hulton	Adult		Standard	2	3	4	-1	2
321	Thomasson Fold	Community Sports Club	Secured	OUTSIDE	Adult		Good	1	1.5	3	-1.5	0
370	Chew Moor Brook FC	Community Sports Club	Secured	Westhoughton with Chew Moor	Adult		Good	2	1	6	-5	1.5
370	Chew Moor Brook FC	Community Sports Club	Secured	Westhoughton with Chew Moor	Youth	(11v11)	Good	1	1	4	-3	0
370	Chew Moor Brook FC	Community Sports Club	Secured	Westhoughton with Chew Moor	Youth	(9v9)	Good	1	2	4	-2	0

**BOLTON METROPOLITAN BOROUGH COUNCIL  
PLAYING PITCH ASSESSMENT**

Site ID	Site name	Management	Level of community use <sup>8</sup>	Analysis area	Pitch type	Pitch size	Quality rating <sup>9</sup>	No. of pitches	Match equivalent sessions (per week)	Recommended Site capacity (sessions per week)	Capacity rating (sessions per week)	Availability in the peak period (pitches)
375	Bolton St Catherine's Academy	Education	Unsecured	Leverhulme	Youth	(11v11)	Standard	2	1	2	-1	1
375	Bolton St Catherine's Academy	Education	Unsecured	Leverhulme	Youth	(9v9)	Poor	2	1	0	1	
377	Ainsworth Hall Road	Community Sports Club	Secured	OUTSIDE	Adult		Standard	2	1.5	4	-2.5	

The following table details sites which are available for community use but which we have not identified community usage:

Site ID	Site name	Management	Level of community use	Analysis area	Pitch type	Pitch Size	Quality rating	No. of pitches	Match equivalent sessions (per week)	Recommended Site capacity (sessions per week)	Capacity rating	Availability in the peak period (pitches)
1	Leverhulme Park (Long Lane)	Council	Unsecured	Leverhulme	Adult		Standard	1	0	2	-2	1
24	Scott Lane	Council	Unsecured	Two Towns	Youth	(9v9)	Poor	1	0	1	-1	1
31	Church Road Playing Fields	Council	Unsecured	Astley Bridge and Smithills	Youth	(11v11)	Good	2	0	8	-8	2
43	Barlow Park	Council	Unsecured	Astley Bridge and Smithills	Mini	(5v5)	Good	1	0	6	-6	1
53	Leverhulme Park (Tonge Fold)	Council	Unsecured	Leverhulme	Youth	(11v11)	Poor	1	0	2	-2	1
84	Bolton School	Education	Unsecured	Crompton and Halliwell	Adult		Good	1	0	0	0	
84	Bolton School	Education	Unsecured	Crompton and Halliwell	Youth	(11v11)	Good	1	0	0	0	
84	Bolton School	Education	Unsecured	Crompton and Halliwell	Youth	(7v7)	Good	1	0	0	0	
116	High Lawn Primary School	Education	Unsecured	Astley Bridge and Smithills	Youth	(9v9)	Good	2	0	6	-6	2
174	Walmsley Primary School	Education	Unsecured	South Turton	Youth	(7v7)	Standard	1	0	1	-1	1
306	Blackrod Bypass, North of	Council	Unsecured	Two Towns	Adult		Poor	1	0	1	-1	1
213	John Street	Council	Secured	South Turton	Adult		Good	1	0	3	-3	1

**BOLTON METROPOLITAN BOROUGH COUNCIL  
PLAYING PITCH ASSESSMENT**

The following table details sites which are unavailable for community use:

Site ID	Site name	Analysis area	Pitch type	Pitch Size	Quality rating	No. of pitches	Recommended Site capacity (sessions per week)	Capacity rating	Reason for not being available for community use
57	Little Lever Secondary School	Leverhulme	Mini	(5v5)	Standard	1	3	-3	
57	Little Lever Secondary School	Leverhulme	Youth	(7v7)	Standard	1	1	-1	
57	Little Lever Secondary School	Leverhulme	Youth	(9v9)	Standard	1	1	-1	
58	Sharples Secondary School	Astley Bridge and Smithills	Youth	(11v11)	Standard	2	2	-2	
58	Sharples Secondary School	Astley Bridge and Smithills	Youth	(9v9)	Standard	1	1	-1	
61	Turton High School	South Turton	Youth	(11v11)	Standard	3	3	-3	
62	Westhoughton High School	Westhoughton with Chew Moor	Youth	(7v7)	Poor	1	0		Poor quality pitch
64	Mount St Joseph's Secondary School	South	Adult		Poor	2	0		Poor quality pitch
64	Mount St Joseph's Secondary School	South	Youth	(9v9)	Poor	1	0		Poor quality pitch
65	St Joseph's Secondary School	Two Towns	Adult		Standard	3	3	-3	
66	Thornleigh Salesian College	Astley Bridge and Smithills	Youth	(11v11)	Standard	3	3	-3	
69	Rivington and Blackrod Secondary School	Two Towns	Youth	(11v11)	Good	2	6	-6	
91	Blackrod Primary School	Two Towns	Adult		Standard	1	1	-1	
91	Blackrod Primary School	Two Towns	Youth	(9v9)	Poor	1	0		Poor quality pitch
93	Bowness Primary School	Leverhulme	Youth	(9v9)	Standard	2	2	-2	
98	Cherry Tree Primary School	South	Youth	(7v7)	Good	1	3	-3	
98	Cherry Tree Primary School	South	Youth	(9v9)	Good	1	3	-3	
106	Eatock Primary School	Westhoughton with Chew Moor	Mini	(5v5)	Good	1	5	-5	
108	The Gates Primary School	Westhoughton with Chew Moor	Youth	(9v9)	Good	1	3	-3	
109	Gaskell Primary School	Crompton and Halliwell	Youth	(7v7)	Standard	1	1	-1	Access Issues
114	Heathfield Primary School	Heaton & Lostock and Hulton	Mini	(5v5)	Standard	1	3	-3	Used by after school clubs
115	Highfield Primary School	South	Youth	(7v7)	Good	1	3	-3	No local demand
123	Lostock Primary School	Heaton & Lostock and Hulton	Mini	(7v7)	Good	1	5	-5	No local demand/access issues
146	All Saints Primary School	Farnworth and Kearsley	Adult		Standard	1	1	-1	
153	St Catherine Primary School	Two Towns	Youth	(7v7)	Standard	1	1	-1	
161	St Matthew Little lever Primary School	Leverhulme	Youth	(9v9)	Standard	1	1	-1	
162	St Maxentius Primary School	South Turton	Youth	(7v7)	Poor	1	0		Poor quality pitch
169	St Stephen Kearsley Moor Primary School	Farnworth and Kearsley	Mini	(5v5)	Standard	1	3	-3	
171	St Thomas Chequerbent Primary School	Westhoughton with Chew Moor	Adult		Standard	1	1	-1	No local demand
171	St Thomas Chequerbent Primary School	Westhoughton with Chew Moor	Mini	(5v5)	Standard	1	3	-3	No local demand
171	St Thomas Chequerbent Primary School	Westhoughton with Chew Moor	Youth	(7v7)	Standard	1	1	-1	No local demand
171	St Thomas Chequerbent Primary School	Westhoughton with Chew Moor	Youth	(9v9)	Standard	1	1	-1	No local demand
176	Blackrod Church Primary School	Two Towns	Youth	(9v9)	Standard	1	1	-1	Neighbourhood Complaints
192	St Thomas of Canterbury Primary School	Heaton & Lostock and Hulton	Adult		Standard	1	1	-1	No local demand
192	St Thomas of Canterbury Primary School	Heaton & Lostock and Hulton	Youth	(7v7)	Standard	1	1	-1	No local demand
373	The Valley Community School	Crompton and Halliwell	Mini	(5v5)	Standard	1	3	-3	
373	The Valley Community School	Crompton and Halliwell	Youth	(7v7)	Standard	1	1	-1	
373	The Valley Community School	Crompton and Halliwell	Youth	(9v9)	Standard	1	1	-1	

# BOLTON METROPOLITAN BOROUGH COUNCIL PLAYING PITCH ASSESSMENT

## 2.5: Supply and demand analysis

Actual spare capacity has been aggregated up by area and by pitch type in the table below. Pitches that are of poor quality do not have actual spare capacity as they are perceived by clubs as undesirable and therefore not included in the table below.

Table 2.10: Actual spare capacity summary

Analysis area	Pitches available in the peak period		
	Adult	Youth	Mini
Astley Bridge and Smithills	1	6	2
Crompton and Halliwell	1	1	0.5
Farnworth and Kearsley	1	1	0.5
Heaton & Lostock and Hulton	2	-	-
Leverhulme	7	1.5	1.5
South	3	1.5	-
South Turton	4	1.5	0.5
Two Towns	1.5	1	0.5
Westhoughton with Chew Moor	3	0.5	-
<b>BOLTON</b>	<b>23.5</b>	<b>14</b>	<b>5.5</b>

The amount of actual spare capacity in Bolton is affected by the availability of ancillary facilities such as changing and car parking.

In addition, there is a significant amount of actual spare capacity expressed on school sites, particularly primary schools where there is only a small amount of play.

Some sites are also likely to retain spare capacity as a matter of practise to allow pitches to rest and rotate, particularly at private sites such as Daisy Hill FC (New Sirs).

### Overplay

Overplay occurs when there is more play accommodated than the site is able to sustain (which is often dependent upon pitch quality). In summary, six sites are overplayed in Bolton. Most overplay is recorded on youth pitches (8.5 sessions per week) and at Newhouse Farm (4 sessions per week) as a result of poor quality.

Table 2.11: Overplay summary

Site ID	Site name	Analysis area	Pitch type	No pitches	Capacity rating
7	Longsight Park	South Turton	Youth (11v11)	1	1
16	Harper Green School	Farnworth and Kearsley	Youth (11v11)	2	0.5
23	Vicarage Road	Two Towns	Adult	1	0.5
67	Canon Slade Secondary School	South Turton	Youth (9v9)	1	0.5
68	St James Secondary School	Farnworth and Kearsley	Youth (11v11)	3	2.5

## BOLTON METROPOLITAN BOROUGH COUNCIL PLAYING PITCH ASSESSMENT

Site ID	Site name	Analysis area	Pitch type	No pitches	Capacity rating
77	Leverhulme Community Primary School	Leverhulme	Youth (9v9)	3	0.5
96	Castle Hill School	Leverhulme	Adult	1	0.5
99	Chorley New Road Primary School	Two Towns	Youth (7v7)	1	1
197	Hatfield Road	Crompton and Halliwell	Youth (9v9)	1	0.5
375	Bolton St Catherine's Academy	Leverhulme	Youth (9v9)	2	1

Poor quality is also a significant factor in some pitches being overplayed in Bolton and although actual spare capacity could accommodate demand from overplay, investigation is required to assess the quality and accessibility of these sites to accommodate the demand expressed.

### *Poor quality*

In most instances pitches with spare capacity are also poor quality and therefore there is not enough capacity at peak time for pitches to accommodate play from poor quality sites should these sites be removed.

Poor scoring pitches are located at the following sites:

- ✦ Darley Park
- ✦ Westhoughton Central Park
- ✦ St James Secondary School
- ✦ Chorley New Road Primary School
- ✦ Bolton St Catherine's Academy
- ✦ Scott Lane (unused)
- ✦ Leverhulme Park, Tonge Fold (unused)
- ✦ Blackrod Bypass, North of (unused)

### *Latent demand*

A total of 2.5 senior, 13 youth and 4.5 mini pitches are required to meet latent demand in Bolton. The amount of actual spare capacity expressed is enough to accommodate all of the latent demand expressed. Albeit further investigation is required to assess the quality and accessibility of these sites to accommodate the demand expressed.

### *Displaced demand*

Farnworth United FC report displaced demand. The Club has one adult team that plays in Salford due to a lack of pitches with access to changing in Bolton.

### *Future demand*

A total of 4.5 youth and 14.5 mini pitches are required at peak time to meet future demand.



## BOLTON METROPOLITAN BOROUGH COUNCIL PLAYING PITCH ASSESSMENT

### To what extent can current provision accommodate current and future demand?

The tables below identify the overall spare capacity in each of the analysis areas for the different pitch types, based on match equivalent sessions.

#### Summary of current and future provision of adult pitches

Analysis area	Actual spare capacity <sup>10</sup> (match sessions)	Demand (match sessions per week)					
		Overplay	Latent demand	Displaced demand	Total (current)	Future demand	Total <sup>11</sup> (future)
Astley Bridge and Smithills	1	-	-	-	1	0.1	0.9
Crompton and Halliwell	1	-	-	-	1	-	1
Farnworth and Kearsley	1	-	1.5	0.5	-1	0.1	-1.1
Heaton & Lostock and Hulton	2	-	-	-	2	-	2
Leverhulme	7	0.5	0.5	-	6	0.2	5.8
South	3	-	-	-	3	0.1	2.9
South Turton	4	-	-	-	4	0.1	3.9
Two Towns	1.5	0.5	-	-	1	0.1	0.9
Westhoughton with Chew Moor	3	-	0.5	-	2.5	0.1	2.4
<b>BOLTON</b>	<b>23.5</b>	<b>1</b>	<b>2.5</b>	<b>0.5</b>	<b>19.5</b>	<b>0.8</b>	<b>18.7</b>

The table highlights that overall in Bolton there are sufficient adult pitches available to meet current and future demand; although there is overplay on pitches in Farnworth and Halliwell.

#### Summary of current and future provision of youth pitches

Analysis area	Actual spare capacity <sup>12</sup> (match sessions)	Demand (match sessions per week)					
		Overplay	Latent demand	Displaced demand	Total (current)	Future demand	Total <sup>13</sup> (future)
Astley Bridge and Smithills	6	-	6	-	0	1.1	-1.1
Crompton and Halliwell	1	0.5	1	-	-0.5	0.5	-1
Farnworth and Kearsley	1	3	2.5	-	-4.5	0.9	-5.4
Heaton & Lostock and Hulton	-	-	-	-	-	-	-
Leverhulme	1.5	1.5	1	-	-1	2.4	-3.4
South	1.5	-	-	-	1.5	0.7	0.8
South Turton	1.5	1.5	-	-	0	1.2	-1.2
Two Towns	1	1	1	-	-1	1.0	-2
Westhoughton with Chew Moor	0.5	-	1.5	-	-1	0.5	-1.5
<b>BOLTON</b>	<b>14</b>	<b>7.5</b>	<b>13</b>	<b>0</b>	<b>-6.5</b>	<b>8.3</b>	<b>-14.8</b>

<sup>10</sup> In match equivalent sessions

<sup>11</sup> Figures rounded up

<sup>12</sup> In match equivalent sessions

<sup>13</sup> Figures rounded up

## BOLTON METROPOLITAN BOROUGH COUNCIL PLAYING PITCH ASSESSMENT

The table highlights that overall in Bolton there is a shortfall of youth pitches to service both current and future demand, however in the South analysis area; there is sufficient youth pitches to meet current and future demand.

### Summary of current and future provision of mini pitches

Analysis area	Actual spare capacity <sup>14</sup> (match sessions)	Demand (match sessions per week)					
		Overplay	Latent demand	Displaced demand	Total (current)	Future demand	Total <sup>15</sup> (future)
Astley Bridge and Smithills	2	-	2	-	0	2.2	-2.2
Crompton and Halliwell	0.5	-	-	-	0.5	1.6	-1.1
Farnworth and Kearsley	0.5	-	-	-	0.5	1.6	-1.1
Heaton & Lostock and Hulton	-	-	-	-	-	1.9	-1.9
Leverhulme	1.5	-	1.5	-	0	5.7	-5.7
South	-	-	-	-	-	0.1	-0.1
South Turton	0.5	-	0.5	-	0	4.4	-4.4
Two Towns	0.5	-	-	-	0.5	8.1	-7.6
Westhoughton with Chew Moor	-	-	0.5	-	-0.5	3.8	-4.3
<b>BOLTON</b>	<b>5.5</b>	<b>0</b>	<b>4.5</b>	<b>0</b>	<b>1</b>	<b>29.4</b>	<b>-28.4</b>

The table highlights that overall in Bolton there are sufficient mini pitches available to service current demand, however there is significant future demand; resulting in a significant shortfall of mini soccer pitches in the future.

<sup>14</sup> In match equivalent sessions

<sup>15</sup> Figures rounded up

# BOLTON METROPOLITAN BOROUGH COUNCIL

## PLAYING PITCH ASSESSMENT

---

### **Football – grass pitch summary**

- ◀ The audit identifies a total of 192 football pitches in Bolton. Of these, 177 are available, at some level, for community use.
- ◀ Almost a third of pitches (32%) in Bolton are of a 'standard' quality and a further 14% are rated as 'poor' quality. Although clubs generally believe that pitch quality has increased, pitches of notable concern for poor drainage include Barlow Park, Green Lane in Horwich, Longsight Park and Darley Park. In addition, pitches at Longsight Park, Harper Green Playing Fields and Doe Hey are also rated poorly.
- ◀ Changing facilities is an issue at many football sites in Bolton. Many of the facilities are described as poor quality by users (particularly on council sites). There is no changing provision at Harper Green Playing Fields or Barlow Park (due to vandalism) and changing facilities at Walker Avenue are poor quality.
- ◀ Farnworth United FC report displaced demand. The Club plays in Salford due to a lack of pitches with access to changing in Bolton.
- ◀ There are 107 pitches across 72 sites that express potential spare capacity. However, most actual spare capacity is a result of a lack of demand for certain sites due to poor quality pitches and ancillary facilities.
- ◀ Six sites are overplayed with most recorded on youth pitches (8.5 sessions per week) and at Newhouse Farm (4 sessions per week) as a result of poor quality.
- ◀ A total of 2.5 senior, 13 youth and 4.5 mini pitches are required to meet latent demand in Bolton. The amount of actual spare capacity expressed is enough to accommodate all of the latent demand expressed. Albeit further investigation is required to assess the quality and accessibility of these sites to accommodate the demand expressed.
- ◀ Future demand equates to the need for 4.5 youth and 14.5 mini pitches to be provided at peak time.
- ◀ In the current situation, there is an oversupply of adult football pitches with no significant future demand. However, there is an undersupply of youth football pitches at present which is due to worsen in the in future. There is currently a sufficient number of mini soccer pitches in Bolton, however there is significant future demand forecasted.

# BOLTON METROPOLITAN BOROUGH COUNCIL PLAYING PITCH ASSESSMENT

## 2.6 Artificial grass pitches (AGPs) for football

### *Introduction*

There are several surface types that fall into the category of artificial grass pitch or AGP. The three main groups are rubber crumb (3G), sand (filled or dressed) and water based.

Only competition up to (but not including) regional standard can take place on a 40mm pile. Football training can take place on sand and water based surfaces but is not the preferred option.

*Table 2.13: AGP type and sport suitability*

Surface	Category	Comments
Rubber crumb	Long pile 3G (65mm with shock pad)	Rugby surface – must comply with IRB type 22 Football surface
Rubber crumb	Medium pile 3G (55-60mm)	Preferred football surface
Rubber crumb	Short pile 3G (40mm)	Acceptable surface for some competitive football
Sand	Sand filled	Competitive hockey and football training
Sand	Sand dressed	Preferred hockey surface and suitable for football training
Water	Water based	Preferred hockey surface and suitable for football training if irrigated.

### *Current provision*

The table below provides a list of the current supply of full size AGPs identified in Bolton.

*Table 2.14: AGPs in Bolton*

Site ID	Site name	Analysis area	Number	Pitch type	Floodlit	Year built (refurbished)	Assessed quality
17	Harper Green Community Leisure Centre	South	1	Sand Filled	Yes	1993 (2007)	Standard
32	Ladybridge Football Club	Westhoughton with Chew Moor	1	Rubber crumb pile (3G)	Yes	2013	Good
56	ESSA Academy	South	1	Rubber crumb pile (3G)	Yes	2009	Good
58	Sharples Community Leisure Centre	Astley Bridge and Smithills	1	Sand Filled	Yes	2006	Standard

## BOLTON METROPOLITAN BOROUGH COUNCIL PLAYING PITCH ASSESSMENT

Site ID	Site name	Analysis area	Number	Pitch type	Floodlit	Year built (refurbished)	Assessed quality
66	Thornleigh Salesian College	Astley Bridge and Smithills	1	Sand Dressed	Yes	2003	Standard
67	Canon Slade CofE School	South Turton	1	Sand Filled	Yes	2000	Standard
219	Bolton Arena	Two Towns	1	Rubber crumb pile (3G)	Yes	2005	Good
259	Horwich Leisure Centre	Two Towns	1	Sand Filled	Yes	1996 (2007)	Standard
375	Bolton St Catherine's Academy	Leverhulme	1	Rubber crumb pile (3G)	Yes	2012	Good

There are nine full sized AGPs in Bolton. Five are sand filled/dressed and four are 3G rubber crumb.

An additional 14 sites with smaller AGPs were also identified but have been excluded from the analysis because they are too short and narrow to be used for competitive play. However, these surfaces may be used by clubs for training purposes:

*Table 2.15: Small AGPs in Bolton*

Site ID	Site	Analysis area	Number	Type	Floodlit	Year built (refurbished)	Assessed quality
47	Heywood Park	South	1	Sand based	Yes	2013	Standard
60	Ladybridge Leisure Centre (Ladybridge High School)	Heaton & Lostock and Hulton	1	Sand Filled	Yes	2005	Standard
61	Turton High School Media Arts College	South Turton	1	Sand Filled	Yes	2006	Standard
68	St James's Church Of England School & Sports College	Farnworth and Kearsley	1	Sand Filled	Yes	2008	Standard
71	Lever Park School	Two Towns	1	Sand Filled	Yes	2009	Standard

## BOLTON METROPOLITAN BOROUGH COUNCIL PLAYING PITCH ASSESSMENT

Site ID	Site	Analysis area	Number	Type	Floodlit	Year built (refurbished)	Assessed quality
96	Castle Hill Youth Centre	Leverhulme	2	Rubber crumb pile (3G)	Yes	2008	Standard
98	Cherry Tree Primary School	South	1	Sand Filled	Yes		Good
106	Eatock Primary School	Westhoughton with Chew Moor	1	Sand Filled	Yes		Good
117	Johnson Fold Primary School	Astley Bridge and Smithills	1	Rubber crumb pile (3G)	Yes	1990 (2008)	Good
217	Bolton Lads & Girls Club	Crompton and Halliwell	1	Rubber crumb pile (3G)	Yes	2005	Standard
219	Bolton Arena	Two Towns	5	Rubber crumb pile (3G)	Yes	2005	Good
240	Moss Park	Leverhulme	1	Rubber crumb pile (3G)	Yes	2000 (2005)	Standard
373	The Valley Community School	Crompton and Halliwell	1	Sand Filled	Yes		Standard
374	Lucozade Powerleague Soccer Centre (Bolton)	Leverhulme	10	Rubber crumb pile (3G)	Yes	1996 (2007)	Good



# **BOLTON METROPOLITAN BOROUGH COUNCIL PLAYING PITCH ASSESSMENT**

---

## **2.7 Availability**

Table 2.14 summarises the availability of AGPs for community use in Bolton. In addition, it records the availability of provision within the peak period based on information given by the organisation during consultation. Sport England recommends an overall peak period for AGPs of 34 hours a week (Monday to Thursday 17:00-21:00; Friday 17:00-19:00; Saturday and Sunday 09:00-17:00). This has been applied in conjunction with findings from consultation to provide a total number of hours available for community use per week during peak periods.

In the main, availability of provision in the peak period is generally good. Where there is provision on education sites, this is generally made available after school and at weekends.

## **2.8 Usage**

Research conducted by Sport England into the use of AGPs suggests that provision has two principal roles: midweek training for football and hockey and weekend matches for hockey. Pitches are often sub-divided for training purposes.

We have identified 39 football teams playing competitively on AGPs in Bolton. The majority of these are mini teams, competing in the floodlit league, playing at various venues around the Borough, predominately Bolton Arena and Powerleague Soccer Centre. Three adult teams, playing for University of Bolton and one adult team playing for Ladybridge FC also play on 3G pitches. However, it is not common in Bolton for adult matches to be played on 3G pitches.

Football training tends to dominate use of AGPs in Bolton and are in high demand for mid-week football training. Peak hours are 6pm – 9pm Tuesday to Thursday and some clubs report that provision is not accessible at this time. In addition to this, however, some clubs report that price is also a restricting factor.



## BOLTON METROPOLITAN BOROUGH COUNCIL PLAYING PITCH ASSESSMENT

Table 2.14: Full-size AGPs usage in Bolton

Site ID	Site name	Surface type	Secured community use?	Quality <sup>16</sup>	Total number of hours available for community use during peak period	Football usage	Other usage*	Spare capacity
17	Harper Green Community Leisure Centre	Sand Filled	Secured	Standard	29.5	45%	45%	10%
32	Ladybridge Football Club	Rubber crumb pile (3G)	Secured	Good	34	100%	-	0%
56	ESSA Academy	Rubber crumb pile (3G)	Secured	Good	24	80%	15%	5%
58	Sharples Community Leisure Centre	Sand Filled	Secured	Standard	25	85%	5%	10%
66	Thornleigh Salesian College	Sand Dressed	Secured	Standard	23	35%	22%	43%
67	Canon Slade CofE School	Sand Filled	Secured	Standard	30	40%	27%	33%
219	Bolton Arena	Rubber crumb pile (3G)	Secured	Good	34	50%	6%	44%
259	Horwich Leisure Centre	Sand Filled	Secured	Standard	34	45%	45%	10%
375	Bolton St Catherine's Academy	Rubber crumb pile (3G)	Secured	Good	34	53%	-	47%

\*Other usage – includes usage from rugby, hockey or athletics clubs, sports camps, coaching courses and schools.

<sup>16</sup> Quality is assessed via a combination of non technical assessments carried out by KKP but also take account of user views and opinions.

# BOLTON METROPOLITAN BOROUGH COUNCIL

## PLAYING PITCH ASSESSMENT

---

### ***Supply and demand analysis***

#### *The FA model*

The FA considers high quality third generation artificial grass pitches as an essential tool in promoting coach and player development. The FA can support intensive use and as such are great assets for both playing and training. Primarily such facilities have been installed for community use and training, however, are increasingly used for competition which The FA wholly supports.

The FA's long term ambition is to provide every affiliated team in England the opportunity to train once per week on floodlit 3G surface, together with priority access for every Charter Standard Community Club through a partnership agreement. The FA standard is calculated by using the latest Sport England research 'AGPs State of the Nation March 2012' assuming that 51% of AGP usage is by sports clubs when factoring in the number of training slots available per pitch type per hour from 5pm-10pm Monday-Friday and 9am-5pm Saturday and Sundays. It is estimated that one full size AGP can service 60 teams.

On the basis there are 318 teams playing competitive football in Bolton, there is a recommended need for five full size 3G pitches. There are currently four within the Borough.

#### *New AGPs*

Bolton Arena is to undergo facility improvements as part of The Middlebrook Masterplan, which in conjunction with Bolton Wanderers FC, will see the creation of two additional 5v5 3G AGPs. These pitches will be predominately used by small-sided league teams and by 11-a-side football teams for training sessions.

#### **Football – AGP summary**

- ◀ The FA model suggests a need for one more full size floodlit 3G pitch to service current football training demand in Bolton. This is further reiterated through local demand, although pricing is also a key factor for clubs.
- ◀ There is a growing demand for competitive fixtures to be played on 3G pitches in Bolton, particularly at mini age groups. In addition, if the quality of grass pitches continues to deteriorate there may be a future increase in demand to play matches on 3G pitches.

# BOLTON METROPOLITAN BOROUGH COUNCIL

## PLAYING PITCH ASSESSMENT

---

### PART 3: CRICKET

#### 3.1: Introduction

The Lancashire County Cricket Board (LCCB) is the main governing and representative body for cricket within the County, including Bolton. Its aim is to promote the game at all levels through partnerships with professional and recreational cricketing clubs, and other appropriate agencies.

#### **Consultation**

In addition to face to face consultation with key cricket clubs, an electronic survey was also distributed by email. Responses were gained from 15 out of the 20 clubs playing in Bolton equating to 75% response rate. Results are used to inform key issues within this section of the report.

#### 3.2: Supply

In total, there are 29 cricket pitches (28 senior and one junior) all of which are available for community use.

*Table 3.1: Summary of pitches*

<b>Analysis area</b>	<b>Number of pitches</b>
Astley Bridge and Smithills	6
Crompton and Halliwell	2
Farnworth and Kearsley	3
Heaton & Lostock and Hulton	0
Leverhulme	5
South	3
South Turton	3
Two Towns	4
Westhoughton with Chew Moor	3
<b>BOLTON</b>	<b>29</b>

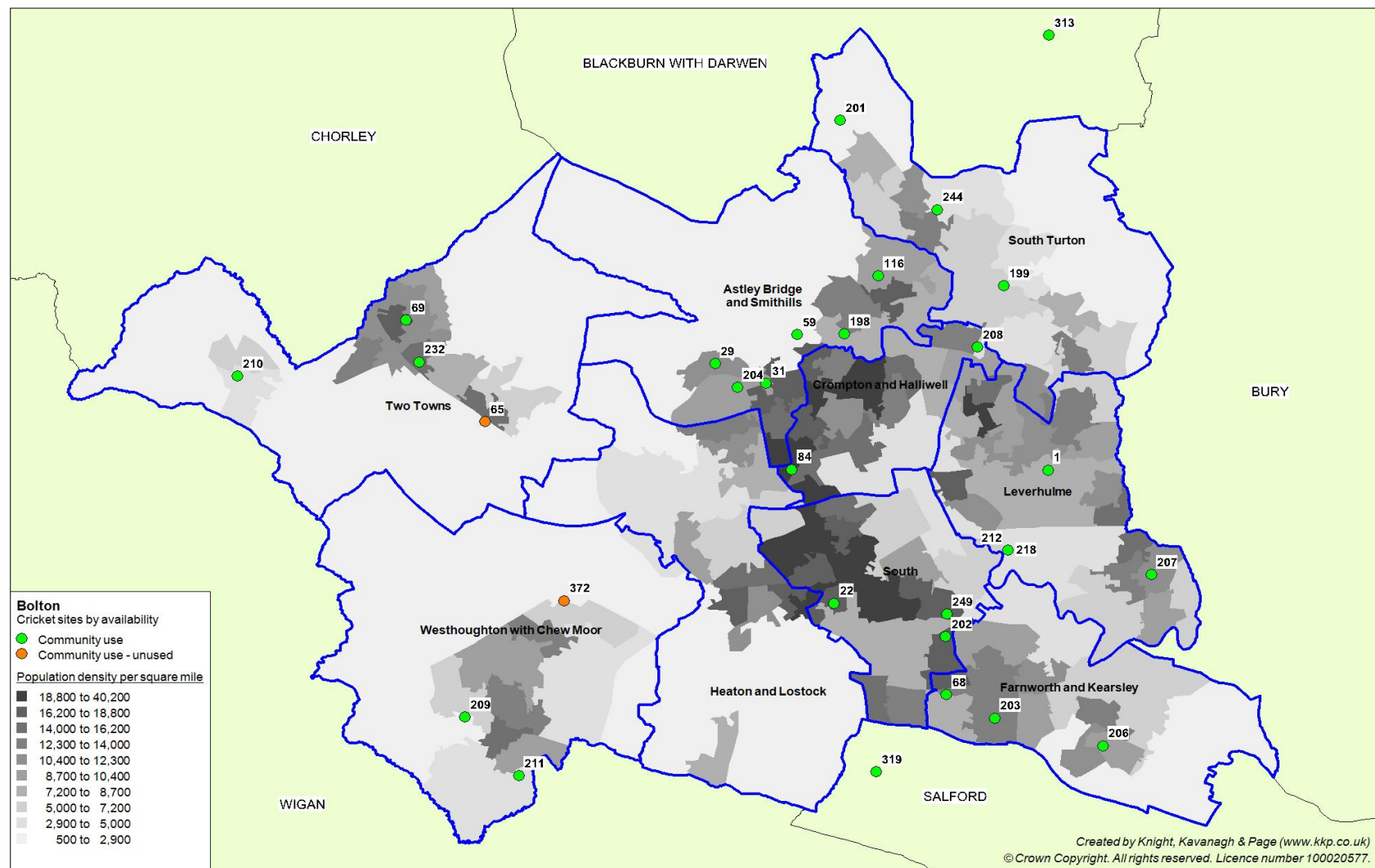
There is one site, Barlow Memorial Institute, which is mapped as being outside of the Bolton boundary but is considered to service Bolton.

All of the pitches are available for community use; however, six are currently unused. Five of these pitches are located at school sites and one is currently under construction so will not be used until 2015 (at Lostock Cricket Club).

All analysis areas apart from Heaton & Lostock and Hulton are served with cricket pitches. The largest number of pitches is provided in Astley Bridge and Smithills which has six; however, High Lawn Primary School is located in this area which has only an artificial wicket and a small-sized (junior) outfield.

# BOLTON METROPOLITAN BOROUGH COUNCIL PLAYING PITCH ASSESSMENT

Figure 3.1: Location of cricket pitches in Bolton



# BOLTON METROPOLITAN BOROUGH COUNCIL PLAYING PITCH ASSESSMENT

Table 3.2: Key to map of cricket pitches

Site ID	Site name	Analysis area	Community use	Pitches	Number of wickets	
					Natural	Artificial
1	Leverhulme Park (Long Lane)	Leverhulme	Yes	2	6	1
					7	-
22	Deane & Derby CC	South	Yes	1	7	-
29	Moss Bank Park	Astley Bridge and Smithills	Yes	1	5	-
31	Church Road Playing Fields	Astley Bridge and Smithills	Yes	1	7	-
59	Smithills Secondary School	Astley Bridge and Smithills	Yes-unused	1	1	-
65	St Joseph's Secondary School	Two Towns	Yes-unused	1	-	1
68	St James Secondary School	Farnworth and Kearsley	Yes-unused	1	-	1
69	Rivington and Blackrod Secondary School	Two Towns	Yes-unused	1	-	1
84	Bolton School	Crompton and Halliwell	Yes	1	12	-
116	High Lawn Primary School	Astley Bridge and Smithills	Yes-unused	1 (junior)	-	1
198	Astley Bridge CC / Sharples Park	Astley Bridge and Smithills	Yes	1	10	1
199	Bradshaw CC / The Rigbys	South Turton	Yes	1	8	1
201	Egerton CC	South Turton	Yes	1	10	-
202	Farnworth CC / Bridgeman Park	South	Yes	1	14	-
203	Farnworth Social Circle CC / Piggot Park	Farnworth and Kearsley	Yes	1	14	1
204	Heaton CC	Astley Bridge and Smithills	Yes	1	18	1
206	Kearsley CC	Farnworth and Kearsley	Yes	1	12	-
207	Little Lever CC	Leverhulme	Yes	1	15	-
208	Tonge CC	Crompton and Halliwell	Yes	1	12	1
209	Westhoughton CC	Westhoughton with Chew Moor	Yes	1	20	-
210	Blackrod CC	Two Towns	Yes	1	14	1
211	Daisy Hill CC	Westhoughton with Chew Moor	Yes	1	8	1
212	Darcy Lever CC	Leverhulme	Yes	1	14	-
218	Bolton Indians CC	Leverhulme	Yes	1	14	-

## BOLTON METROPOLITAN BOROUGH COUNCIL PLAYING PITCH ASSESSMENT

Site ID	Site name	Analysis area	Community use	Pitches	Number of wickets	
					Natural	Artificial
232	Horwich RMI Club	Two Towns	Yes	1	8	1
244	Eagley Sports Club	South Turton	Yes	1	12	-
249	Bolton CC	South	Yes	1	16	-
313	Barlow Memorial Institute	Outside	Yes	1	10	-
372	Lostock Cricket Club	Westhoughton with Chew Moor	Yes unused (currently being constructed)	1	12	-

Just over half of sites (53%) in Bolton are managed and maintained by clubs which either own the land or hire the land from the Council on a season by season basis. There is also a large proportion of pitches are on school sites (20%).

## BOLTON METROPOLITAN BOROUGH COUNCIL PLAYING PITCH ASSESSMENT

Lostock Cricket Club new ground is currently being constructed as its old ground has been lost to development. The Club's two senior teams currently play Haydock Cricket Club in St Helens (outside of Bolton) and four junior teams play at Bolton School. The new ground will be completed for the beginning of the 2015 season; however, the Club hopes to be able to use the clubhouse and playing fields in 2014. The ground will accommodate one cricket pitch (not overmarked) with ancillary facilities, which will be shared with Lostock Rugby Club.

There has previously been a cricket pitch at Barlow Park, used often by Bolton Metropolitan Cricket League. This is a poor quality council owned site and the pitch has been out of use since around May 2012 due to drainage issues. The league has this season expanded from 8 to 10 teams however may yet have to reverse their decision dependant on whether the pitch which is due to undergo drainage work will be ready in time. The Council have made improvements to the pitch and it will be back in use for the 2014 season.

### **Pitch quality**

The audit of cricket pitches in Bolton found nearly half of pitches (13) to be 'good' quality. Furthermore, 14 pitches (47%) were rated as 'standard' and one received a 'poor' rating. LCCB believes that in terms of quality, pitches generally meet the demands of the clubs and the respective leagues that they play in. The table below summarises the pitch quality assigned to sites.

*Table 3.3: Pitch quality of all pitches*

Good	Standard	Poor
13	14	1

Cricket pitches owned/maintained by clubs in Bolton are generally of a higher quality than local authority provision. Most clubs are responsible for maintaining their own facilities and have designated grounds men to carry out cutting and maintenance.

*Table 3.4: Pitch quality by site*

Good	Standard	Poor
<ul style="list-style-type: none"> <li>◀ Leverhulme Park (Long Lane)</li> <li>◀ Deane &amp; Derby CC</li> <li>◀ Church Road Playing Fields</li> <li>◀ Egerton CC</li> <li>◀ Farnworth CC / Bridgeman Park</li> <li>◀ Heaton CC</li> <li>◀ Little Lever CC</li> <li>◀ Westhoughton CC</li> <li>◀ Blackrod CC</li> <li>◀ Darcy Lever CC</li> <li>◀ Bolton Indians CC</li> <li>◀ Eagley Sports Club</li> </ul>	<ul style="list-style-type: none"> <li>◀ Leverhulme Park (Long Lane)</li> <li>◀ Moss Bank Park</li> <li>◀ High Lawn Primary School (junior)</li> <li>◀ Astley Bridge CC / Sharples Park</li> <li>◀ Bradshaw CC / The Rigbys</li> <li>◀ Farnworth Social Circle CC / Piggot Park</li> <li>◀ Tonge CC</li> <li>◀ Daisy Hill CC</li> <li>◀ Horwich RMI Club</li> <li>◀ Eagley Sports Club</li> </ul>	<ul style="list-style-type: none"> <li>◀ St James Secondary School</li> </ul>

# BOLTON METROPOLITAN BOROUGH COUNCIL PLAYING PITCH ASSESSMENT

Good	Standard	Poor
<ul style="list-style-type: none"> <li>◀ Bolton CC</li> <li>◀ Kearsley CC</li> <li>◀</li> </ul>	<ul style="list-style-type: none"> <li>◀ St Joseph's Secondary School</li> <li>◀ Smithills Secondary School</li> <li>◀ Rivington and Blackrod Secondary School</li> <li>◀ Bolton School</li> </ul>	

Good pitch quality has been assumed at Lostock Cricket Club. Although not yet constructed, this purpose built facility will be built to ECB standards.

Maintaining high pitch quality is the most important aspect of cricket. If the wicket is poor, it can affect the quality of the game and can, in some instances, become dangerous. To obtain a full technical assessment of wicket and pitches, the ECB recommends a Performance Quality Standard Assessment (PQS). The PQS looks at a cricket square to ascertain whether the pitch meets the Performance Quality Standards which are benchmarked by the Institute of Groundsmanship. The report identifies surface issues and suggests options for remediation together with likely costs. For further guidance on this, please contact the ECB.

There is a high proportion (87%) of club owned/managed sites in Bolton that are rated as 'good' quality. This may be a result of stringent league requirements, which only allow teams to join the league if they play on a club-owned site and only if specific facilities requirements are met.

The ground grading requirements of leagues, such as Bolton and District Cricket Association, states that teams participating must have access to a number of facilities including sight screens, covers and umpires room, which means that teams have better quality pitches and facilities.

Bolton Cricket League has key criteria for clubs entered in this league that include facilities that meet the minimum standard of an ECB Premier League. As a result, pitches and facilities of clubs in this league are of a 'good' quality.

The sites rated as 'standard' are owned/managed by a range of owners; seven (50%) are located on club sites, five sites (36%) are located at schools and two pitches (14%) are on council-owned sites. There is only one pitch in Bolton rated as 'poor' quality which, although available for community use, is currently unused.

## ***Ancillary facilities***

All of the clubs that responded to our survey report access to onsite changing facilities, however, a large proportion (60%) of these sites have suffered from vandalism in the last year.

Two of the four leagues in Bolton require clubs to own their own pitch and ancillary facilities and/or have a minimum standard of an ECB Premier League. The remaining two leagues do accept clubs that use council-owned pitches and ancillary facilities, however, it reports that there are either unsuitable changing facilities or there are no changing facilities at these sites in Bolton. Historically, cricket teams have declined to use (and pay for) changing accommodation at a number of Council grounds.



# BOLTON METROPOLITAN BOROUGH COUNCIL

## PLAYING PITCH ASSESSMENT

---

### ***Security of tenure***

In total, half of clubs own their own cricket ground, 43% lease their site from the Council on a long term lease agreement and the remainder rent or hire from others. All of the clubs manage and maintain the pitch and ancillary facilities.

Kearsley Cricket Club is one club in the area with some uncertainty regarding future tenure of its home ground, which is leased from the Council. Only three or four years remain on the thirty five year lease and the Club is keen to purchase the land as it owns the facilities built on it including a pavilion rebuilt five years ago and a bungalow which houses the overseas professional. However, the Council is offering another twenty five year lease. As part of plans to build a new clubhouse onsite (in place of the current dated one), the Club has agreed a loan with a local brewery which requires a lease of at least forty years.

### ***Training***

Access to cricket nets is important, particularly for pre-season/winter training. Only Bolton Indians Cricket Club has access to indoor training facilities at its home ground. The remaining clubs accessing indoor provision, do so, off site.

Half of clubs report additional demand for training facilities. Almost all of these report the need for artificial practice nets and some report demand for mobile practice cages.

### ***Artificial wickets***

Competitive league play is not sanctioned on artificial wickets but informal games and other social leagues can take place, as well as Last Man Stands (LMS) competitions. There are a total of 13 artificial wickets in Bolton.

The following are standalone artificial wickets that do not form part of a square with grass wickets in Bolton.

*Table 3.5: Location of standalone artificial wickets*

<b>Site ID</b>	<b>Site name</b>	<b>Analysis area</b>	<b>No. of wickets</b>
116	High Lawn Primary School	Astley Bridge and Smithills	1
65	St Joseph's Secondary School	Two Towns	1
68	St James Secondary School	Farnworth and Kearsley	1
69	Rivington and Blackrod Secondary School	Two Towns	1

## BOLTON METROPOLITAN BOROUGH COUNCIL PLAYING PITCH ASSESSMENT

The following are sites with artificial wickets that do form part of a square with grass wickets.

Table 3.6: Location of artificial wickets

Site ID	Site name	Analysis area	No. of wickets
198	Astley Bridge Cricket Club	Astley Bridge and Smithills	1
199	Bradshaw Cricket Club	South Turton	1
203	Farnworth Social Circle Cricket Club	Farnworth and Kearsley	1
204	Heaton Cricket Club	Astley Bridge and Smithills	1
208	Tonge Cricket Club	Crompton and Halliwell	1
210	Blackrod Cricket Club	Two Towns	1
211	Daisy Hill Cricket Club	Westhoughton with Chew Moor	1
232	Horwich RMI Cricket Club	Two Towns	1

### 3.3: Demand

Cricket clubs in Bolton generally have several senior and junior teams at different age groups, although there are also two midweek leagues made up of singular team clubs and offering a shorter form of the game which are popular. Demand for competitive cricket is strong in Bolton with a total of 19 clubs generating 129 teams with peak time usage being midweek although there is also high usage on Saturday and Sunday.

Table 3.7: Summary of teams by analysis area

Analysis area	No. of competitive teams		
	Senior men	Senior women	Juniors
Astley Bridge and Smithills	5	1	10
Crompton and Halliwell	2	0	2
Farnworth and Kearsley	5	0	8
Heaton & Lostock and Hulton	0	0	0
Leverhulme	8	1	9
South	8	0	9
South Turton	6	0	16
Two Towns	8	0	10
Westhoughton with Chew Moor	7	0	14
<b>BOLTON</b>	<b>49</b>	<b>2</b>	<b>78</b>

Leverhulme has a high number of senior teams and is also a popular area for midweek teams, with the Leverhulme Park pitch being used by the Bolton Metropolitan Cricket League regularly. However, the Council has had no bookings for any midweek usage of grass squares in 2013 (or for at least 10 years) therefore there is no authorised usage at that time. Bolton has a strong junior cricket scene and in most areas there are more junior teams than seniors, with the Bolton Cricket League incorporating requirement for junior teams at each age division as part of its membership requirements.

There is a good level of junior participation in Bolton with only three identified clubs (16%) fielding less than three junior teams. Just one of those has no junior section at all, which

## **BOLTON METROPOLITAN BOROUGH COUNCIL PLAYING PITCH ASSESSMENT**

---

is Bolton CC, whilst Eagley CC provides the most junior teams with six. There are 11 clubs (58%) fielding five or more junior teams, one at each relevant age division.

In addition, of teams responding to the survey it was evident that there has been an increase in the number of junior teams playing in Bolton this season (40% increased, 13% decreased and 40% stayed the same). Several of the Bolton Cricket League teams have added U9 sections as the League has added a structured U9s division for the forthcoming 2014 season. Kearsley and Little Lever were the clubs reporting loss of junior teams at U13 and U15 level. Five clubs also report intentions to add at least one junior team moving forward.

Senior cricket in Bolton remains static with only one new senior side at Blackrod CC in order to introduce juniors into senior cricket. The vast majority of responding clubs (80%) said that the number of senior teams stayed the same.

### ***School cricket***

The Chance to Shine (C2S) programme operates in primary (and some secondary) schools in Bolton. 'Taster' sessions are delivered by the LCB cricket development officer for approximately six weeks with each age group receiving one hour of coaching each week. It aims to get more children to participate in cricket and to join local clubs. The programme is funded by the Cricket Foundation (ECB and LCB) which funds 820 coaching hours across 20 schools over a 12 month period. The clubs involved are Blackrod Cricket Club, Egerton Cricket Club, Westhoughton Cricket Club and Kearsley Cricket Club. The LCCB aims to introduce ten new players to clubs over the 12 month period.

### ***Women's and girls' cricket***

Seven clubs in Bolton have girls participating, with the largest numbers at Bradshaw Cricket Club (35 girls) and Astley Bridge Cricket Club (12 girls). Blackrod, Egerton, Farnworth Social Circle, Horwich RMI and Kearsley cricket clubs also have girls' participation in mixed gender teams. There are currently no women's teams in Bolton.

BSPAA Whole Sport Plan for cricket in Bolton aims to encourage girl's participation in cricket through taster sessions, predominately through the C2S programme. There are currently 50% participation from girls in the C2S programme, which has resulted in six girls playing county standard cricket and between 15 and 20 other girls playing at clubs in Bolton. The LCB aspires to set up girl only teams at clubs across three age groups as well as running indoor programmes during the winter (venue undecided but most likely to be at Bolton School, ESSA Academy or St. Catherine's Academy to increase girl's participation in cricket by the 2014 season. There is a longer term goal for the LCCB of creating a Borough-wide (best players in Bolton) team for girls, as this has proven successful with boys in Bolton.

### ***Last Man Stands (LMS)***

LMS is the widest reaching amateur cricket league in the world. The game is eight aside T20, played on artificial pitches and lasts about two hours. All eight wickets must be taken to bowl a team out. This format of the game has encouraged more people to play the sport as the game is less formal and is shorter than a full game of cricket and is very popular.

## BOLTON METROPOLITAN BOROUGH COUNCIL PLAYING PITCH ASSESSMENT

The LMS initiative in Bolton was introduced in the 2013 season and was hosted at Bolton Indians Cricket Club. The competition was well attended and it is hoped that participation will grow in season 2014 through better links with Bolton Metropolitan League, whose teams play on park pitches and are ideal for the competition.

### **Leagues**

Four main leagues service Bolton on Saturdays and Sundays.

*Table 3.8: Summary of the key leagues*

<b>League</b>	<b>Comments</b>
Bolton Cricket League	This League is deemed one of the top five leagues in Lancashire. There are 14 clubs in it (12 from within Bolton) with each club fielding a minimum of two senior teams and four junior teams. Key criteria for clubs entered in this league are commitment to junior cricket and facilities that meet the minimum standard of an ECB Premier League. The League receives approximately four new applications from clubs to participate in the league; however, it has no plans to expand.
Bolton Cosmopolitan Cricket League	The League has one division comprising between eight and ten teams (varies each season – no specific reason for this), all of which come from Bolton. It may expand by two or three teams in the 2014 season; however, there are reports of difficulty with obtaining pitches so the number of teams in the League is limited. Teams in this League hire council-owned pitches or private club-owned pitches, but it has concerns over the poor quality of council pitches and therefore favours the use of club pitches.  It also reports a decrease in the number of pitches available for use by its teams and that the poorly maintained council-owned pitches with unsuitable changing facilities is preventing club development. The League would like to expand; however, the lack of quality facilities is limiting team numbers.
Bolton and District Cricket Association	Four Bolton teams are amongst the eighteen that make up the League, which covers as far as Wigan, Bury, Chorley and Salford. These are Darcy Lever, Blackrod, Daisy Hill and Lostock, with the latter scheduled to move into new premises for the 2015 season. The number of teams has increased for the forthcoming 2014 season by four, in preparation for a split to form two divisions in 2015 so to make the number of games played more manageable. This influx of teams comes as a result of the Manchester & District Cricket Association folding due to some teams leaving after the 2012 season, prompting others to look at changing league also, against LCB recommendation. This left six remaining teams and the MDCA has since folded. The decision by the BDCA to split into two divisions meant it could then accommodate these teams. Since the decision was made, the folding of the MDCA has left three Bolton based with no league, Bolton CC was one of these and had its request to join BDCA turned down as the League felt it was full. All must have their own ground as per league regulations, as well as changing rooms, umpires changing, scoreboard and kitchen for teas. Pitches are reported as good and all clubs have a dedicated grounds person in some capacity whether paid or volunteer in order to ensure expected standards are met, as pitches are inspected by the league twice each season. Ancillary facilities are also generally of a good standard and clubs work hard to improve them where possible.

## BOLTON METROPOLITAN BOROUGH COUNCIL PLAYING PITCH ASSESSMENT

League	Comments
Bolton Metropolitan Cricket League	Play on Council sites at Leverhulme Park, Church Road, Moss Bank Park and Barlow Park. Predominantly a group of Asian cricketers which play formal and informal cricket. Increased teams for 2014 season from 8 to 10 although may be forced to remain at eight if the Barlow Park pitch is not available after being out of use due to drainage issues since mid 2011. The League has unmet demand but cannot add more teams as they report being held back by a lack of available pitches. None of its used pitches have changing facilities. It has plans to run an indoor league at Bolton Arena. LCB is keen to work with the League to try and establish a link with the Last Man Stands as those playing the informal game indoors could also play the game outdoors.

### ***Unmet demand***

Bolton Metropolitan Cricket League reports that it cannot add more teams due to a lack of available pitches. In addition, none of its used pitches have changing facilities.

Bolton Cosmopolitan Cricket League reports a decrease in the number of pitches available for use by its teams and that the poorly maintained Council-owned pitches with unsuitable changing facilities is preventing club development. It would like to expand; however, the lack of quality facilities is limiting team numbers.

There is also the possibility of clubs wanting to switch leagues from the Manchester & District Cricket Association to play in Bolton leagues. Bolton Indians CC, Bolton CC and Deane & Derby CC are all based within the Bolton area and are currently members of the League which now only has three other member clubs and it continues to receive support from the LCCB regarding league participation. It is unclear whether these clubs intend on changing leagues if any of the Bolton leagues consider expansion or whether it will remain to play in the MDCA as it attempts to restructure.

Unmet demand for cricket in Bolton is difficult to quantify accurately in parts particularly because much of the known unmet demand is from 'casual, non-affiliated' cricketers. Despite this, the folding of the Manchester & District Cricket Association has left three teams without a league to play in, these are; Bolton Indians, Bolton CC and Deane & Derby CC. These clubs are subsequently at risk of losing teams and possibly folding, as remarked on by Bolton CC which had a further application to the Bolton & District Cricket Association turned down. The Club has increased the availability of the ground for rounders yet if the Club folds may be in danger of losing it completely. Several of its players come from outside of Bolton such as from Burnley and Manchester and it fears that they may look elsewhere, with the teams possibly having to disband.

### ***Displaced and imported demand***

Only Lostock CC accesses facilities outside of Bolton, playing in St Helens at Haydock CC. It does so due to links with the grounds staff at Haydock, rather than other pitches that may be closer or others within the area. This is in preparation for its new home ground which is currently under construction as part of the development at Chew Moor Lane, expected to be ready for the 2015 season.

# BOLTON METROPOLITAN BOROUGH COUNCIL

## PLAYING PITCH ASSESSMENT

---

### 3.4: Capacity analysis

Capacity analysis for cricket is measured on a seasonal rather than weekly basis. This is due to playability (i.e., only one match is generally played per pitch per day at weekends or weekday evening). Wickets are rotated throughout the season to reduce wear and allow repair. Therefore, it is more accurate to assess capacity seasonally rather than weekly. The capacity of a pitch to accommodate matches is driven by the number and quality of wickets. This section presents the current pitch stock available for cricket in Bolton. It illustrates the:

- ◀ Number of grass and artificial cricket wickets per pitch
- ◀ Number of competitive matches per season per pitch

To help calculate pitch capacity, the ECB suggests that a good quality wicket should be able to take:

- ◀ 5 matches per season per grass wicket (adults).
- ◀ 60 matches per season per synthetic wicket (adults).

This information is used to allocate capacity ratings as follows:

<b>Potential capacity</b>	Play is below the level the site could sustain
<b>At capacity</b>	Play matches the level the site can sustain
<b>Overused</b>	Play exceeds the level the site can sustain

Please note that there are no competitive matches taking place on synthetic wickets in Bolton.

## BOLTON METROPOLITAN BOROUGH COUNCIL PLAYING PITCH ASSESSMENT

Table 3.9: Cricket pitch capacity

Site ID	Site name	Analysis area	Level of security	No. of pitches	Pitch quality	No. of grass wickets	Actual play (sessions per season)	Capacity (sessions per season)	Capacity rating (sessions per season)
1	Leverhulme Park	Leverhulme	Unsecured	1	Standard	6	17	30	-13
				1	Good	7	0	35	-35
22	Deane & Derby CC	South	Secured	1	Good	7	36	35	1
29	Moss Bank Park	Astley Bridge & Smithills	Unsecured	1	Standard	5	17	25	-8
31	Church Road Playing Fields	Astley Bridge & Smithills	Unsecured	1	Good	7	17	35	-18
84	Bolton School	Crompton & Halliwell	Unsecured	1	Standard	12	20	60	-40
198	Astley Bridge CC / Sharples Park	Astley Bridge & Smithills	Secured	1	Standard	10	80	50	30
199	Bradshaw CC / The Rigbys	South Turton	Secured	1	Standard	8	75	40	35
201	Egerton CC	South Turton	Secured	1	Good	10	45	50	-5
202	Farnworth CC / Bridgeman Park	South	Secured	1	Good	14	76	70	6
203	Farnworth Social Circle / Piggot Park	Farnworth & Kearsley	Secured	1	Standard	14	50	70	-20
204	Heaton CC	Astley Bridge & Smithills	Secured	1	Good	18	60	90	-30
206	Kearsley CC	Farnworth & Kearsley	Secured	1	Good	12	85	60	25
207	Little Lever CC	Leverhulme	Secured	1	Good	15	34	75	-41
208	Tonge CC	Crompton & Halliwell	Secured	1	Standard	12	50	60	-10
209	Westhoughton CC	Westhoughton with Chew Moor	Secured	1	Good	20	60	100	-40
210	Blackrod CC	Two Towns	Secured	1	Good	14	64	70	-6

## BOLTON METROPOLITAN BOROUGH COUNCIL PLAYING PITCH ASSESSMENT

Site ID	Site name	Analysis area	Level of security	No. of pitches	Pitch quality	No. of grass wickets	Actual play (sessions per season)	Capacity (sessions per season)	Capacity rating (sessions per season)
211	Daisy Hill CC	Westhoughton with Chew Moor	Secured	1	Standard	8	60	40	20
212	Darcy Lever CC	Leverhulme	Secured	1	Good	14	35	70	-35
218	Bolton Indians CC	Leverhulme	Secured	1	Good	14	40	70	-30
232	Horwich RMI Club	Two Towns	Secured	1	Standard	8	60	40	20
244	Eagley Sports Club	South Turton	Secured	1	Good	12	70	60	10
249	Bolton CC	South	Unsecured	1	Good	16	40	80	-40
313	Barlow Memorial Institute	Outside	Unknown	1	Not Assessed	10	0	0	0



# BOLTON METROPOLITAN BOROUGH COUNCIL PLAYING PITCH ASSESSMENT

## 3.5: Supply and demand analysis

### *Spare capacity*

The next step is to ascertain whether or not any identified 'potential capacity' can be deemed 'spare capacity'. There may be situations where, although a site is highlighted as potentially able to accommodate some additional play, this should not be recorded as spare capacity against the site. For example, a site may be managed to regularly operate slightly below full capacity to ensure that it can cater for a number of regular training sessions, or to protect the quality of the site.

Although there are 15 pitches which express spare capacity, only three pitches have actual spare capacity in the peak period (midweek) as summarised below.

*Table 3.10: Actual spare capacity*

PPS Site	Site name	Analysis area	No. of pitches	Spare capacity (sessions per season)	Pitches available in peak period
208	Tonge CC	Crompton & Halliwell	1	-10	0.5
218	Bolton Indians CC	Leverhulme	1	-30	0.5
249	Bolton CC	South	1	-40	1

Although spare capacity is often as a result of a lack of demand for grass pitches, there are some sites that are likely to retain spare capacity as a matter of practise to allow pitches to rest and rotate.

### **Scenarios**

#### *Unmet demand*

Unmet demand for cricket in Bolton is difficult to quantify accurately in parts particularly because much of the known unmet demand is from 'casual, non-affiliated' cricketers. Despite this, the folding of the Manchester & District Cricket Association has left three teams without a league to play in. In addition, midweek leagues report that poor quality pitches and ancillary facilities is inhibiting further growth, if not reducing it. It is clear that there is not enough spare capacity at peak time to accommodate unmet demand. At least three good quality pitches/sites would be required to meet this level of demand.

#### *Displaced demand*

Displaced demand expressed by Lostock CC will be met through provision of its new home ground which is currently under construction as part of the development at Chew Moor Lane, expected to be ready for the 2015 season.

# BOLTON METROPOLITAN BOROUGH COUNCIL

## PLAYING PITCH ASSESSMENT

### Future demand

Future demand can be defined in two ways, through participation increases and using population forecasts. Team generation rates are used below as the basis for calculating the number of teams likely to be generated in the future based on population growth.

Table 3.11: Team generation rates

Age group	Current population within age group	Current no. of teams	Team Generation Rate	Future population within age group	Predicted future number of teams	Additional teams that may be generated from the increased population
Senior Mens (18-55)	69,956	49	1:1428	71,549	50.1	1.1
Senior Womens (18-55)	70,995	2	1:35498	71,290	2.0	0.0
Junior Boys (7-17)	20,061	78	1:257	21,934	85.3	7.3
Junior Girls (7-17)	18,614	0	0	20,597	0.0	0.0

The additional future teams would equate to the need for one senior and seven junior teams. In the current situation, these teams could not be accommodated on the current pitch stock.

In addition, four responding clubs plan to increase teams; Little Lever CC, Horwich RMI CC, Lostock CC and Kearsley CC. It is however, notable that Little Lever CC and Kearsley CC also report a decrease in teams and that these additional teams are a likely reinstatement of those. In total this would mean an additional two senior teams and four new junior teams although it is likely that these will be accommodated on the current pitch stock (playing off peak).

Bolton Cricket League has for 2014 introduced an Under 9s League which could represent an increase of matches played on sites and subsequent decrease in capacity, as games are played on a fixed rather than friendly basis.

### Overplay

Overplay occurs when more play is accommodated at a site than it is able to sustain. In summary, eight sites are overplayed by a total of 147 match sessions per season.

Table 3.12: Overplay summary

Site ID	Site name	Analysis area	No pitches	Capacity rating
22	Deane & Derby CC	South	1	1
198	Astley Bridge CC / Sharples Park	Astley Bridge & Smithills	1	30
199	Bradshaw CC / The Rigbys	South Turton	1	35
202	Farnworth CC / Bridgeman Park	South	1	6
206	Kearsley CC	Farnworth & Kearsley	1	25
211	Daisy Hill CC	Westhoughton with Chew Moor	1	20
232	Horwich RMI Club	Two Towns	1	20
244	Eagley Sports Club	South Turton	1	10

## BOLTON METROPOLITAN BOROUGH COUNCIL PLAYING PITCH ASSESSMENT

As summarised below, overall in Bolton there is a shortfall of cricket pitches to accommodate the amount of overplay expressed and in most instances overplay is not expressed in areas where there is peak time capacity. Even if demand is for Saturday cricket, there is still not enough pitches to satisfy demand.

Table 3.13: Overplay summary

Analysis area	Actual spare capacity (sessions per season)	Overplay (sessions per season)
Astley Bridge and Smithills	-	30
Crompton and Halliwell	10	-
Farnworth and Kearsley	-	25
Heaton & Lostock and Hulton	-	-
Leverhulme	30	-
South	40	7
South Turton	-	45
Two Towns	-	20
Westhoughton with Chew Moor	-	20
<b>BOLTON</b>	<b>80</b>	<b>147</b>

### Cricket summary

- ◀ In total, there are 29 cricket pitches (28 senior and one junior) all of which are available for community use. However, six are currently unused. Five of these pitches are located at school sites and one is currently under construction so will not be used until 2015 (at Lostock Cricket Club).
- ◀ The audit of cricket pitches in Bolton found half of pitches (14) to be 'good' quality with the majority of these being located at private sports clubs.
- ◀ Half of clubs report additional demand for training facilities. Almost all of these report the need for artificial practice nets and some report demand for mobile practice cages.
- ◀ Demand for competitive cricket is strong in Bolton with a total of 19 clubs generating 129 teams with peak time usage being midweek.
- ◀ Poor quality pitches and ancillary facilities, particularly on parks pitches is inhibiting the growth of local leagues and as a result high levels of unmet demand are expressed. At least three good quality pitches/sites would be required to meet this level of demand.
- ◀ Overall in Bolton there is a shortfall of cricket pitches to accommodate the amount of overplay expressed and in most instances overplay is not expressed in areas where there is peak time capacity. Even if demand is for Saturday cricket, there is still not enough pitches to satisfy demand.
- ◀ Although future demand expressed by clubs can be accommodated at off peak times at club sites, other future demand generated through population increases requires new pitches to be provided.

# BOLTON METROPOLITAN BOROUGH COUNCIL

## PLAYING PITCH ASSESSMENT

---

### PART 4: RUGBY UNION

#### 4.1: Introduction

The Lancashire Rugby Football Union (RFU) administers rugby in Bolton. A full-time development officer is responsible for the Greater Manchester Region and works closely with the clubs to maximise their potential. This involves working with community coaches which host taster sessions at schools in Bolton to increase participation in rugby union and encourage more players to join clubs.

#### **Consultation**

There are two clubs in Bolton as well as teams at Bolton University. Face to face consultation was completed with all clubs and the findings inform the key issues presented within this section of the report.

#### 4.2: Supply

In total, nine rugby union pitches are located across six sites in Bolton. Of these, three pitches are available for community use and used. The remaining six senior pitches are available for community use but unused. There are no sites that are unavailable for community use.

*Table 4.1: Summary of grass rugby union pitches*

Analysis area	No. of available pitches	No. of available but unused pitches
Astley Bridge and Smithills	-	1
Crompton and Halliwell	3	1
Farnworth and Kearsley	-	-
Heaton & Lostock and Hulton	-	1
Leverhulme	-	-
South	-	-
South Turton	-	1
Two Towns	-	-
Westhoughton with Chew Moor	-	2
<b>BOLTON</b>	<b>3</b>	<b>6</b>

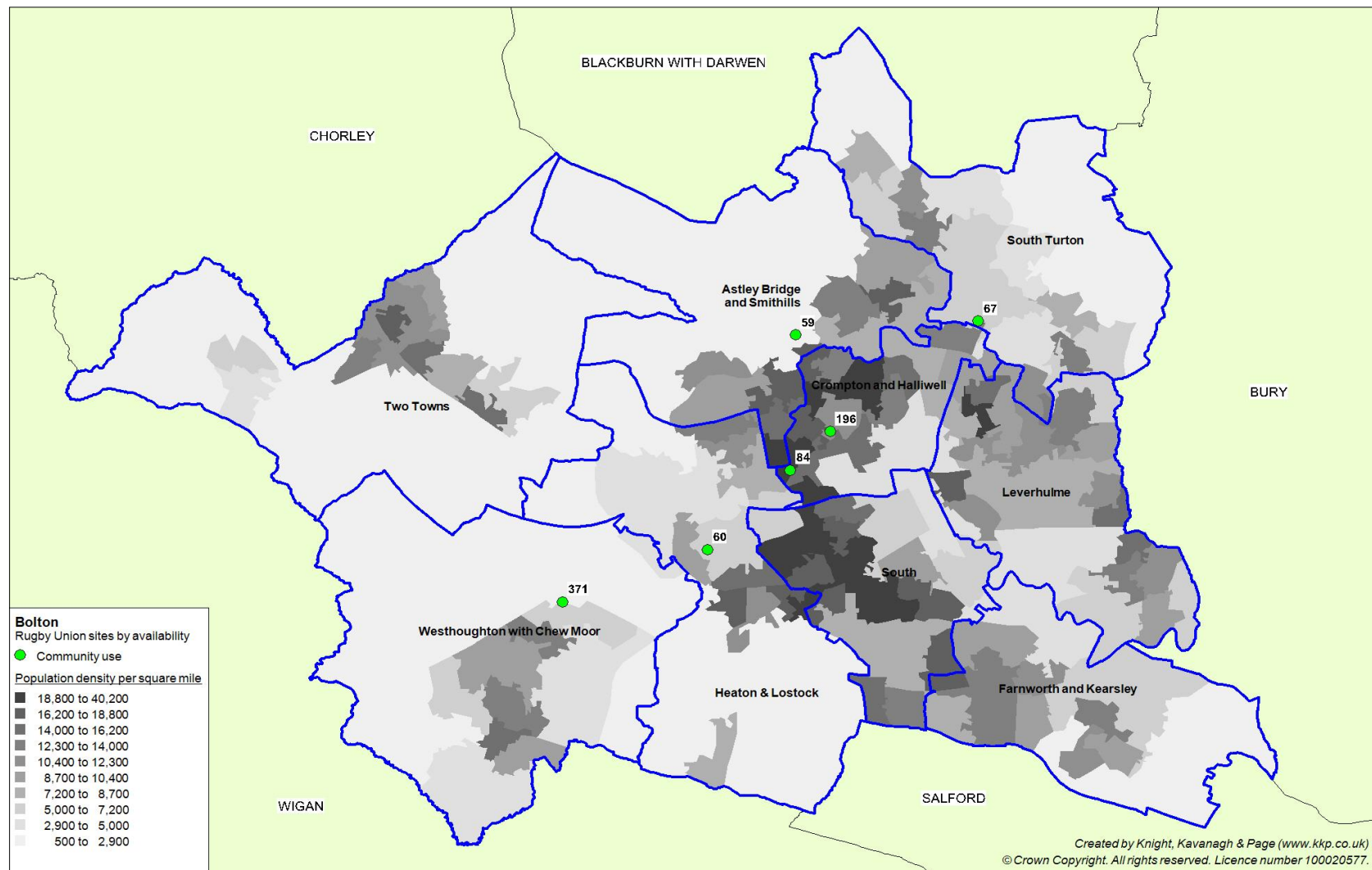
NB: The audit only identifies dedicated, line marked pitches. For rugby union pitch dimension sizes please refer to the RFU guidelines; 'Grass Pitches for Rugby' at [www.rfu.com](http://www.rfu.com)

The three pitches available and used for community use are located at Bolton RFC in the Crompton and Halliwell Analysis Area. The pitches that are available for community use but unused are all located at school sites.

There are currently two senior grass pitches being developed at the new ground of Lostock RFC in the Westhoughton with Chew Moor Analysis Area, which are to be available for community use in 2014/15 season.

# BOLTON METROPOLITAN BOROUGH COUNCIL PLAYING PITCH ASSESSMENT

Figure 4.1: Location of rugby union pitches in Bolton



# BOLTON METROPOLITAN BOROUGH COUNCIL PLAYING PITCH ASSESSMENT

Table 4.2: Key to map

Site ID	Site name	Analysis area	Community use category	No. of pitches
59	Smithills Secondary School	Astley Bridge and Smithills	Yes - unused	1
60	Ladybridge High School	Heaton & Lostock and Hulton	Yes - unused	1
67	Canon Slade Secondary School	South Turton	Yes - unused	1
84	Bolton School	Crompton and Halliwell	Yes - unused	1
196	Bolton RFC	Crompton and Halliwell	Yes - secured	3
371	Lostock RFC	Westhoughton with Chew Moor	Yes - Currently being constructed	2

## Ownership/management

Bolton RFC leases its pitches and ancillary facilities from the Council on a newly extended 25 year lease. During the off-season in summer 2013, the Club carried out significant pitch improvements funded through awards from various grant-giving organisations.

Lostock RFC is due to play on pitches which are currently being developed by Persimmon Homes Ltd at Chew Moor Lane. The Club relocated when developers bought land upon which the Club was located, with the agreement of using that site as an enabling development for a new rugby facility in Lostock. The facilities will be completed for the beginning of 2014/15 season and will be shared with Lostock Cricket Club which will co-manage the facilities alongside the rugby club.

## Pitch quality

The methodology for assessing rugby pitch quality looks at two key elements; the maintenance programme and the level of drainage. Each is scored and classified in one of three categories. These represent actions required to improve pitch quality. A breakdown for each of the two scoring elements and three respective categories is provided.

Table 4.3: Definition of maintenance categories

Category	Definition
M0	Action is significant improvements to maintenance programme
M1	Action is minor improvements to maintenance programme
M2	Action is no improvements to maintenance programme

Table 4.4: Definition of drainage categories

Category	Definition
D0	Action is pipe drainage system is needed on pitch
D1	Action is slit drainage is needed on pitch
D2	No action is needed on pitch drainage

## BOLTON METROPOLITAN BOROUGH COUNCIL PLAYING PITCH ASSESSMENT

Site assessments show that five pitches in Bolton (including two pitches at Bolton RFC) are M2/D2 i.e. requiring no improvements to maintenance and drainage. It is also expected that the two newly constructed pitches at Lostock RFC will require no improvements to maintenance and drainage. The third pitch at Bolton RFC is M1/D1 i.e. requires minor improvements to maintenance and slit drainage is needed, one pitch is M1/DO i.e. requires minor improvements to maintenance but no action to drainage and one pitch is D0/M0 which suggests that significant improvements are needed to maintenance programmes and pipe drainage is also needed.

Table 4.5: Pitch assessments following site visits

Rugby pitches	D0	D1	D2
M0	1	-	-
M1	1	1	-
M2	-	-	6

The pitch assessment scores can be translated to provide an overall pitch quality rating and these can be seen in the table below:

Table 4.6: Pitch assessments following site visits

		Maintenance		
		Poor (M0)	Adequate (M1)	Good (M2)
Drainage	Natural Inadequate (D0)	Poor	Poor	Standard
	Natural Adequate or Pipe Drained (D1)	Poor	Standard	Good
	Pipe and Slit Drained (D2)	Standard	Standard	Good

Table 4.7: Pitch quality assessments of community use pitches following site visits

Senior pitches		
Good	Standard	Poor
6	1	2

Bolton RFC (two pitches), Bolton School and Canon Slade Secondary School rate the quality of their pitches as 'good'. Lostock RFC expects its pitches to be rated as 'good' quality once constructed. The third pitch at Bolton RFC is rated as 'standard' quality. However, Ladybridge School and Smithills Secondary School express the need for improvements to be made as the quality of pitches are rated as 'poor'.

### Ancillary facilities

Bolton RFC has on-site changing room provision for home games. The quality of which is deemed to be good quality with sufficient space to service teams using the pitches. It is also expected that the changing rooms at Lostock RFC will be of excellent quality.

# BOLTON METROPOLITAN BOROUGH COUNCIL PLAYING PITCH ASSESSMENT

## 4.3: Demand

Demand for rugby pitches in Bolton tends to fall within the categories of organised competitive play and organised training.

### *Competitive play*

Bolton RFC has four senior and 12 junior teams. The pitches nearing full capacity, however, the RFU hope that the need for extra pitches will be met by the new pitches at Lostock RFC.

At present, Lostock RFC does not field a team but meets regularly for social events. It is expected that the new facility at Chew Moor Lane will be completed in time for the beginning of next season (2014/15) and that the Club will field one adult team. It has aspirations to develop a junior section and is most likely to begin with an U12 team and grow year on year.

Bolton University has one team that plays mid-week games at Bolton RFC ground. The team also trains with Bolton RFC once a week. Bolton RFC fourth team consists predominately of University students which compete in a local Saturday league.

Table 4.8: Summary of demand by analysis area

Analysis area	No. of competitive rugby union teams			
	Senior	Colts	Youth	Mini
Astley Bridge and Smithills	-	-	-	-
Crompton and Halliwell	4	1	6	6
Farnworth and Kearsley	-	-	-	-
Heaton & Lostock and Hulton	-	-	-	-
Leverhulme	-	-	-	-
South	-	-	-	-
South Turton	-	-	-	-
Two Towns	-	-	-	-
Westhoughton with Chew Moor	1 <sup>17</sup>	-	-	-
<b>BOLTON</b>	<b>5</b>	<b>1</b>	<b>6</b>	<b>6</b>

Peak time access to senior rugby union pitches in Bolton is considered to be Saturday afternoons for senior rugby and Sunday morning for youth and mini/midi rugby.

### *Training*

All teams at Bolton RFC and at Bolton University train at Bolton RFC ground. During the winter, the Club trains on its third senior pitch which is floodlit. The Club has expressed a need for better access to 3G AGPs, especially for junior training sessions.

<sup>17</sup> Based on Lostock RFC competing at new ground for season 2014/15



# BOLTON METROPOLITAN BOROUGH COUNCIL

## PLAYING PITCH ASSESSMENT

---

### ***Unmet demand***

Unmet demand is existing demand that is not getting access to pitches. It is usually expressed, for example, where a team is already training but is unable to access a match pitch or where a league has a waiting list due to a lack of pitch provision which in turn is hindering its growth. Lostock RFC is the only club that reports unmet demand in Bolton. However, as previously explained in this section of the report, Lostock RFC is currently developing pitches in conjunction with a developer and Lostock Cricket Club.

### ***Displaced demand***

Displaced demand generally relates to play by teams or other users of playing pitches from within the study area which takes place outside the area. There is no displaced demand identified in Bolton for rugby union.

### ***Latent demand***

Clubs were asked that if they had more pitches would they have more teams. Bolton RFC and the RFU say that there is high demand in Bolton for a women's and girls' team, as there are no other teams located nearby. However, this is not due to the lack of pitches at the Club, but the limitations of its changing facility.

In addition to latent demand identified by Bolton RFC, Sport England's Segmentation Tool enables analysis of 'the percentage of adults that would like to participate in rugby union but are not currently doing so'. The tool identifies latent demand of 659 people. 21.9% of the population that would like to participate in rugby union is the segment 'Jamie - sports team lads'. Of the 569 people, 30 (4.6%) are females; the largest segment of which is 'Chloe - young image-conscious females keeping fit and trim'.

## **4.4: Capacity analysis**

The capacity for pitches to regularly accommodate competitive play, training and other activity over a season is most often determined by quality. As a minimum, the quality, and therefore the capacity, of a pitch affect the playing experience and people's enjoyment of playing rugby. In extreme circumstances it can result in the inability of the pitch to cater for all or certain types of play during peak and off peak times. To enable an accurate supply and demand assessment of rugby pitches, the following assumptions are applied to site by site analysis:

- ◀ All sites that are used for competitive rugby matches (regardless of whether this is secured community use) are included on the supply side.
- ◀ All competitive play is on senior sized pitches (except for where mini pitches are provided).
- ◀ From U13 upwards, teams play 15 v15 and use a full pitch.
- ◀ Mini teams (U7-12) play on half of a senior pitch i.e. two teams per senior pitch.
- ◀ For senior and youth teams the current level of play per week is set at 0.5 for each match played based on all teams operating on a traditional home and away basis (assumes half of matches will be played away).
- ◀ For mini teams, play per week is set at 0.25 for each match played based on all teams operating on a traditional home and away basis and playing across half of one adult team.
- ◀ All male adult club rugby takes place on a Saturday afternoon.
- ◀ All U13-18 rugby takes place on a Sunday morning.

## BOLTON METROPOLITAN BOROUGH COUNCIL PLAYING PITCH ASSESSMENT

- ◀ Training that takes place on club pitches is reflected by the addition of team equivalents.
- ◀ Team equivalents have been calculated on the basis that 30 players (two teams) train on the pitch for 90 minutes (team equivalent of one) per night.

As a guide, the RFU has set a standard number of matches that each pitch should be able to accommodate. Capacity is based upon a basic assessment of the drainage system and maintenance programme ascertained through a combination of the quality assessment and the club survey as follows:

*Table 4.9: Pitch capacity based on quality assessments*

		Maintenance		
		Poor (M0)	Adequate (M1)	Good (M2)
Drainage	Natural Inadequate (D0)	0.5	1.5	2.0
	Natural Adequate or Pipe Drained (D1)	1.5	2.0	3.0
	Pipe and Slit Drained (D2)	2.0	3.0	3.5

This guide should only be used as a very general measure of potential pitch capacity and does not account for specific circumstances at time of use and assumes average rainfall and an appropriate end of season rest and renovation programme.

The figures are based upon a pipe drained system at 5m centres that has been installed in the last eight years and a slit drained system at 1m centres completed in the last five years.

### ***The peak period***

In order to fully establish actual spare capacity, the peak period needs to be established. Peak time access to senior rugby union pitches in Bolton is considered to be Saturday afternoons for senior rugby and Sunday morning for youth and mini/midi rugby.

## BOLTON METROPOLITAN BOROUGH COUNCIL PLAYING PITCH ASSESSMENT

Table 4.10: Rugby union provision and level of community use

Site ID	Site name	Community Use	Security of tenure	Analysis area	Pitch type	Quality rating <sup>18</sup>	No. of pitches	Match equivalent sessions (per week)	Site capacity (sessions per week)	Capacity rating
196	Bolton RFC	Yes	Yes	Crompton and Halliwell	Senior	Good/Standard	3	12.5	13	-0.5
59	Smithills Secondary School	Yes - unused	Yes	Astley Bridge and Smithills	Senior	Poor	1	1.5	1.5	0
60	Ladybridge High School	Yes - unused	Yes	Heaton & Lostock and Hulton	Senior	Poor	1	0.5	0.5	0
67	Canon Slade Secondary School	Yes - unused	Yes	South Turton	Senior	Good	1	5	5	0
84	Bolton School	Yes - unused	Yes	Crompton and Halliwell	Senior	Good	1	5	5	0
371	Lostock RFC <sup>19</sup>	Yes - unused	Yes	Westhoughton with Chew Moor	Senior	Good	2	1.5	10	-8.5

The pitches located at schools are not used by the community; however, the pitches are used by school teams for matches and training and therefore are at capacity.

All junior play takes place on adult pitches and this has been added to calculate the total play on sites. Team equivalents for training sessions taking place on match pitches have also been added.

<sup>18</sup> Derived based on non technical assessments and taking account of club comments.

<sup>19</sup> Based on completion of new ground for season 2014/15

## BOLTON METROPOLITAN BOROUGH COUNCIL PLAYING PITCH ASSESSMENT

---

### 4.5: Supply and demand analysis

#### *Spare capacity*

The next step is to ascertain whether or not any identified 'potential capacity' can be deemed 'actual capacity'. There may be situations where, although a site is highlighted as potentially able to accommodate some additional play, this should not be recorded as spare capacity against the site. For example, a site may be managed to regularly operate slightly below full capacity to ensure that it can cater for a number of regular friendly matches and activities that take place but are difficult to quantify on a weekly basis.

Only one site in Bolton shows some spare capacity. The extent of whether this is within the stated peak time is quantified below.

*Table 4.11: Actual spare capacity*

Site ID	Site name	Analysis area	Pitch type	No. of pitches	Capacity rating (match sessions)	Pitches available in peak period
196	Bolton RFC	Crompton and Halliwell	Senior	3	-0.5	1

In addition, it is likely that the new pitches at Lostock RFC will also generate some spare capacity to accommodate more matches.

# BOLTON METROPOLITAN BOROUGH COUNCIL PLAYING PITCH ASSESSMENT

---

## **Scenarios**

### *Future demand*

The amount of additional future teams generated by future population is not significant enough in Bolton to generate the need for more pitches. However, future demand is expressed by Bolton RFC for a womens/girls team which would generate the need for access to 0.5 pitches.

#### **Rugby union summary**

- ◀ In total, nine senior rugby union pitches are located on six sites in Bolton. Of these, three pitches are available for community use and used.
- ◀ Of those nine pitches, two senior pitches will be provided at Lostock RFC new ground on Chew Moor Lane for the 2014/15 season and will be available for community use. The remaining pitches are on education sites.
- ◀ The majority of pitches are assessed as good quality. One pitch is of standard quality and two pitches are of poor quality.
- ◀ There are 18 teams in Bolton. 16 teams play for Bolton RFC, one team for Bolton University and one team to be reformed at Lostock RFC.
- ◀ Although pitches at education sites are available for community use, they are used to capacity for school training and matches.
- ◀ There is currently 0.5 spare capacity at Bolton RFC. Future demand is expressed by Bolton RFC for a womens/girls team which would generate the need for access to 0.5 pitches which could be accommodated at the Club site.

# BOLTON METROPOLITAN BOROUGH COUNCIL

## PLAYING PITCH ASSESSMENT

---

### PART 5: RUGBY LEAGUE

#### 5.1: Introduction

The Rugby Football League (RFL) is the governing body for Rugby League football in Britain and Ireland. It administers the England national rugby league team, the Challenge Cup, Super League and the Championships which form the professional and semi-professional structure of the game structure in the UK.

The RFL also administers the amateur and junior game across the country in association with the British Amateur Rugby League Association (BARLA).

#### **Consultation**

There are two clubs playing in Bolton, both were consulted through face to face meetings and findings are used to inform key issues within this section of the report.

#### 5.2: Supply

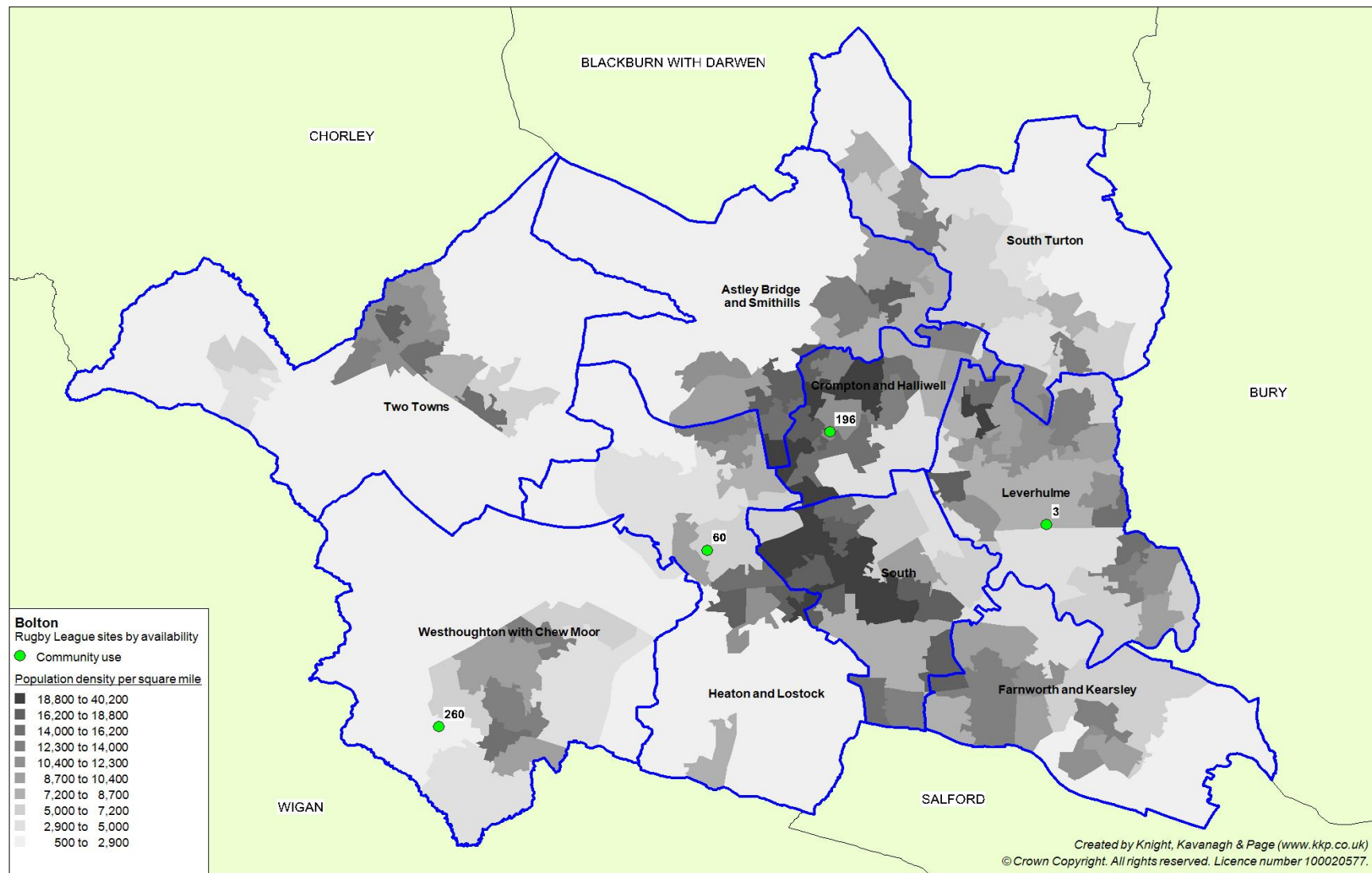
There are five rugby league pitches in Bolton (four senior, one junior) across four sites. Of these, four pitches are available for community use and used, and one pitch is available for community use but unused.

*Table 5.1: Summary of grass rugby league pitches*

Analysis area	No. of available pitches and used	No. of available pitches but unused
Astley Bridge and Smithills	-	-
Crompton and Halliwell	1	-
Farnworth and Kearsley	-	-
Heaton & Lostock and Hulton	1	-
Leverhulme	-	1
South	-	-
South Turton	-	-
Two Towns	-	-
Westhoughton with Chew Moor	1 senior and 1 junior	-
<b>BOLTON</b>	<b>4</b>	<b>1</b>

# BOLTON METROPOLITAN BOROUGH COUNCIL PLAYING PITCH ASSESSMENT

Figure 5.1 Location of rugby league pitches



# BOLTON METROPOLITAN BOROUGH COUNCIL PLAYING PITCH ASSESSMENT

Table 5.2: Key to map

Site ID	Site name	Analysis area	Community use category	No. of senior pitches	No. of junior pitches
3	Newhouse Farm	Leverhulme	Yes - unused	1	-
60	Ladybridge High School	Heaton & Lostock and Hulton	Yes	1	-
196	Bolton RFC	Crompton and Halliwell	Yes	1	-
260	Westhoughton RLFC	Westhoughton with Chew Moor	Yes	1	1

## Ownership/management

Two of the sites are owned by the Council but managed by clubs through a lease agreement. Both Westhoughton RLFC and Bolton RFC are leased from the Council on 25 year leases. One pitch and changing facilities at Bolton RFC are rented annually by Bolton Mets RLFC.

Newhouse Farm is council-owned and managed; however, there is currently no community use of this pitch. Due to limited changing facilities at the club, the senior team at Westhoughton RLFC use the pitch and changing rooms at Ladybridge School during the middle part of the season.

## Pitch quality

Non-technical site assessments were carried out for all rugby league pitches in Bolton and assessed as one of three categories, 'good', 'standard' or 'poor'. Carrying capacity of a pitch is dependent upon the quality of a pitch which is outlined below:

Category	Capacity
Good	3 matches per week
Standard	2 matches per week
Poor	1 match per week

Three of the five rugby league pitches in Bolton are rated as 'standard' quality. Two of these pitches are located at Westhoughton RLFC, which last season (2013) improved the quality of pitches in conjunction with the RFL through its pitch mediation scheme. The quality of pitches has also improved due to reverting from a winter to a summer league two years ago, resulting in less damage to the pitches from play during poor weather conditions. The other 'standard' quality pitch in Bolton is at Ladybridge School.

The pitch at Newhouse Farm is standard quality, which although currently has no community use was formerly used (up until the end of season 2012) by Bolton Mets RLFC. The Club now uses a pitch at Bolton RFC (rated as 'good' quality) and says the main reasons for moving were that the pitches had poor drainage which caused a large number of games to be cancelled, as well as pitch damage from horse riders, dog fouling and unofficial use.



# BOLTON METROPOLITAN BOROUGH COUNCIL

## PLAYING PITCH ASSESSMENT

### **Ancillary facilities**

Ancillary facilities for rugby league pitches in Bolton are generally poor. Bolton RFC and Ladybridge School have adequate changing facilities; however, Westhoughton RLFC and Newhouse Farm have particularly poor ancillary facilities which hinder the development of rugby league at those sites.

Westhoughton RLFC's site has two metal containers which act as changing rooms, but are hardly used due to its unsuitability and the lack of running water and electricity. The Club reports a loss of approximately 20 players (to nearby clubs in Hindley and Leigh) in the last few years due to a lack of appropriate changing facilities. Its senior team is able to play at the site at the beginning and end of the season, as uses changing facilities at nearby Westhoughton Cricket Club. However, once the cricket season begins, the team relocates to use the pitch and changing facilities at Ladybridge School. The Club plans to submit a planning application for development of a £1 million changing facility which it hopes will be externally funded by numerous grant-giving organisations.

Newhouse Farm changing facilities are also extremely poor and contributed to the relocation of Bolton Mets RLFC. Changing provision for match officials was particularly inadequate as there is no dedicated match officials' changing room.

### **5.3: Demand**

Demand for rugby league pitches in Bolton tends to fall within the categories of organised competitive play and organised training.

#### **Competitive play**

There are a total of eight rugby league teams competing for two clubs in Bolton. This is made up of two senior (one at Bolton Mets RLFC and one at Westhoughton RLFC), six junior (U13-U18) and four primary (U7-U12) teams. All junior and primary teams are based at Westhoughton RLFC.

The University of Bolton formerly fielded a rugby league team but folded last season due to a lack of demand.

*Table 5.3: Summary of demand by analysis area*

Analysis area	No. of competitive rugby league teams		
	Senior	Junior	Primary
Astley Bridge and Smithills	-	-	-
Crompton and Halliwell	1	-	-
Farnworth and Kearsley	-	-	-
Heaton & Lostock and Hulton	-	-	-
Leverhulme	-	-	-
South	-	-	-
South Turton	-	-	-
Two Towns	-	-	-
Westhoughton with Chew Moor	1	2	4
<b>BOLTON</b>	<b>2</b>	<b>2</b>	<b>4</b>

## **BOLTON METROPOLITAN BOROUGH COUNCIL PLAYING PITCH ASSESSMENT**

---

Peak time for seniors to play is Saturday afternoons and for juniors is Sunday mornings.

### ***Training***

Summer training for Bolton Mets RLFC is held at Bolton RFC once a week (mid-week). Winter rugby training is accommodated at ESSA Academy, where the Club uses the tennis/netball court area for an hour and the AGP for an hour once a week.

At Westhoughton RLFC, summer training sessions are held four times a week (mid-week and Saturdays) at the Club's site (some training takes place on the match pitches). During the winter, junior teams train at Westhoughton Leisure Centre (although reported as poor quality) and St Joseph's School (limited access – just one slot available per week). The senior team uses the gym at a nearby hotel and the car parking area if outdoor work is required.

### ***Future demand***

Bolton Mets RLFC has expressed aspirations for a second senior team, as well as establishing a junior section. It is expected that new teams will be catered for at Bolton RFC.

Westhoughton RLFC anticipates having an additional two junior teams as of next season (2014). These teams will be accommodated at the club's site, although it is reported that the site will then be operating at full capacity.

### ***Unmet demand***

Unmet demand is existing demand that is not getting access to pitches. It is usually expressed, for example, when a team is already training but is unable to access a match pitch, or when a league has a waiting list due to a lack of pitch provision, which in turn is hindering the growth of the league. There are no actual reports of unmet demand in Bolton.

### ***Latent demand***

Latent demand is determined as if more pitches were available, at the club or in the local area, could the club develop more teams. There is no specific latent demand expressed by clubs in Bolton.

Sport England's Segmentation Tool enables analysis of 'the percentage of adults that would like to participate in rugby league but are not currently doing so'. The tool identifies latent demand of 296 people. 30.7% of the population that would like to participate in rugby league is the segment 'Jamie - sports team lads'. Of the 296 people, 32 (10.8%) are females; the largest segment of which is 'Leanne - supportive singles'.

### ***Displaced demand***

Although all clubs are currently accommodated within Bolton, due to unsuitable changing facilities, approximately 20 players left Westhoughton RLFC in the last few seasons to join clubs in Hindley and Leigh.

# BOLTON METROPOLITAN BOROUGH COUNCIL PLAYING PITCH ASSESSMENT

## 5.4: Capacity analysis

The capacity for pitches to regularly provide for competitive play, training and other activity over a season is most often determined by quality. As a minimum, the quality and therefore the capacity of a pitch affects the playing experience and people's enjoyment of playing. In extreme circumstances it can result in the inability of the pitch to cater for all or certain types of play during peak and off peak times.

As a guide, The RFL has set a standard number of match sessions that each grass pitch type should be able to accommodate without adversely affecting its current quality (pitch capacity). Taking into consideration the guidelines on capacity the following was concluded in Bolton:

Pitch quality	Sessions per week
Good	3
Standard	2
Poor	1

Table 5.4 overleaf applies the above pitch ratings against the actual level of weekly usage (including training) recorded to determine a capacity rating as follows:

<b>Potential capacity</b>	Play is below the level the site could sustain
<b>At capacity</b>	Play matches the level the site can sustain
<b>Overused</b>	Play exceeds the level the site can sustain

### ***The peak period***

In order to fully establish actual spare capacity, the peak period needs to be established. For senior rugby league pitches the peak period is considered to be both Saturday PM and Sunday AM because match play is split almost evenly between the two periods; seniors play Saturday PM and U13-U18s (playing on senior pitches) Sunday AM.

## BOLTON METROPOLITAN BOROUGH COUNCIL PLAYING PITCH ASSESSMENT

Table 5.4: Rugby league capacity table

Site ID	Site name	Analysis area	Pitch type	Quality rating	No. of pitches	Peak season usage	Match equivalent sessions (per week)	Site capacity (sessions per week)	Capacity rating
3	Newhouse Farm	Leverhulme	Senior	Standard	1	N/A	0	2	-2
60	Ladybridge High School	Heaton & Lostock and Hulton	Senior	Standard	1	Summer	0.5	2	-1.5
196	Bolton RFC	Crompton and Halliwell	Senior	Good	1	Summer	1.5	3	-1.5
260	Westhoughton RLFC	Westhoughton with Chew Moor	Senior	Standard	1	Summer	3	2	1
260	Westhoughton RLFC	Westhoughton with Chew Moor	Junior	Standard	1	Summer	4	2	2

There is no current play at Newhouse Farm as Bolton Mets RLFC relocated to Bolton RFC due to poor condition of ancillary facilities

# BOLTON METROPOLITAN BOROUGH COUNCIL PLAYING PITCH ASSESSMENT

## 5.5: Supply and demand analysis

The next step is to ascertain whether or not any identified 'potential capacity' can be deemed 'actual capacity'. There may be situations where, although a site is highlighted as potentially able to accommodate some additional play, this should not be recorded as spare capacity against the site. For example, a site may be managed to regularly operate slightly below full capacity to ensure that it can cater for a number of regular friendly matches and activities that take place but are difficult to quantify on a weekly basis.

### ***Spare capacity***

A number of sites are shown to have potential spare capacity but not all is actual spare capacity. For example, Ladybridge High School and Bolton RFC are used at peak time (Saturday afternoon).

*Table 5.5: Actual spare capacity summary*

<b>Analysis area</b>	<b>Pitches available in the peak period</b>
Astley Bridge and Smithills	-
Crompton and Halliwell	0.5
Farnworth and Kearsley	-
Heaton & Lostock and Hulton	0.5
Leverhulme	1
South	-
South Turton	-
Two Towns	-
Westhoughton with Chew Moor	-
<b>BOLTON</b>	<b>2</b>

Only senior pitches express actual spare capacity. Although there is some actual spare capacity in Bolton this is on 'poor' or 'standard' quality pitches and in reality it is likely that those pitches are unable to accommodate further play without improvements to quality.

There are 0.5 matches per week expressed as spare capacity in Crompton and Halliwell (Bolton RFC) which could accommodate additional play at peak time without improvements to the pitch quality.

### ***Scenarios***

#### *Overplay*

Westhoughton RLFC senior and junior pitches are overplayed by one and two matches per week respectively. Overplay at this site is due to 'standard' pitch quality combined with training taking place on the match pitches.

There is not enough spare capacity at peak time to accommodate (or in the right location) to meet the level of overplay expressed in Bolton.

# BOLTON METROPOLITAN BOROUGH COUNCIL

## PLAYING PITCH ASSESSMENT

---

### *Future demand*

The amount of additional future teams generated by future population is not significant enough in Bolton to generate the need for more pitches.

#### **Rugby league summary**

- ◀ There are five rugby league pitches in Bolton (four senior and one junior) across four sites. Four of these pitches are available for community use and used one pitch is available for community use but unused.
- ◀ Three of the six pitches are of 'standard' quality and one is 'good' quality.
- ◀ Changing facilities at Newhouse Farm are poor contributing to its lack of use. There are no changing rooms at Westhoughton RLFC, prompting the senior mens team to play at Ladybridge High School. The Club has plans to build changing facilities onsite at their own ground.
- ◀ There are two rugby league clubs in Bolton. These comprise two senior, six junior and four primary teams. All junior and primary teams are based at Westhoughton RLFC.
- ◀ Training takes largely takes place on the pitches or grassed areas beside them. Bolton Mets use the AGP and tennis courts at ESSA Academy whilst Westhoughton RLFC uses Westhoughton Leisure Centre and St Joseph's School.
- ◀ Two pitches are available in the peak period, however, in reality it is likely that those pitches are unable to accommodate further play without improvements to quality.
- ◀ Westhoughton RLFC pitches are overplayed by three match sessions per week respectively. Overplay is attributed to 'standard' pitch quality combined with training taking place on the match pitches.
- ◀ Overplay could be dealt with by improving quality and/or providing more training pitches as there is not enough spare capacity expressed in the respective areas to meet this level of demand.

# BOLTON METROPOLITAN BOROUGH COUNCIL

## PLAYING PITCH ASSESSMENT

---

### PART 6: HOCKEY

#### 6.1: Introduction

Governance of the sport is devolved by England Hockey (EH) at a regional and local level to regional and county associations. The game is played predominantly on sand based/filled AGPs. Competitive play cannot take place on third generation turf pitches (3G) although 40mm pitches may be suitable, in some instances, for beginner training and are preferred to poor grass or tarmac surfaces.

#### **Consultation**

The sole club (affiliated) in Bolton was consulted face to face. Results were used to inform key issues within this section of the report.

#### 6.2: Supply

There are five full sized sand based AGPs in Bolton, all of which are capable of accommodating hockey and are available for community use but not necessarily used for hockey.

*Table 6.1: Key to AGP location map*

Site ID	Site name	Analysis area	Pitch size	No. of AGPs	Floodlighting
17	Harper Green Playing Fields	South	Full size	1	Yes
58	Sharples Secondary School	Astley Bridge & Smithills	Full size	1	Yes
66	Thornleigh Salesian College	Astley Bridge & Smithills	Full size	1	Yes
67	Canon Slade Secondary School	South Turton	Full size	1	Yes
259	Horwich Leisure Centre	Two Towns	Full size	1	Yes

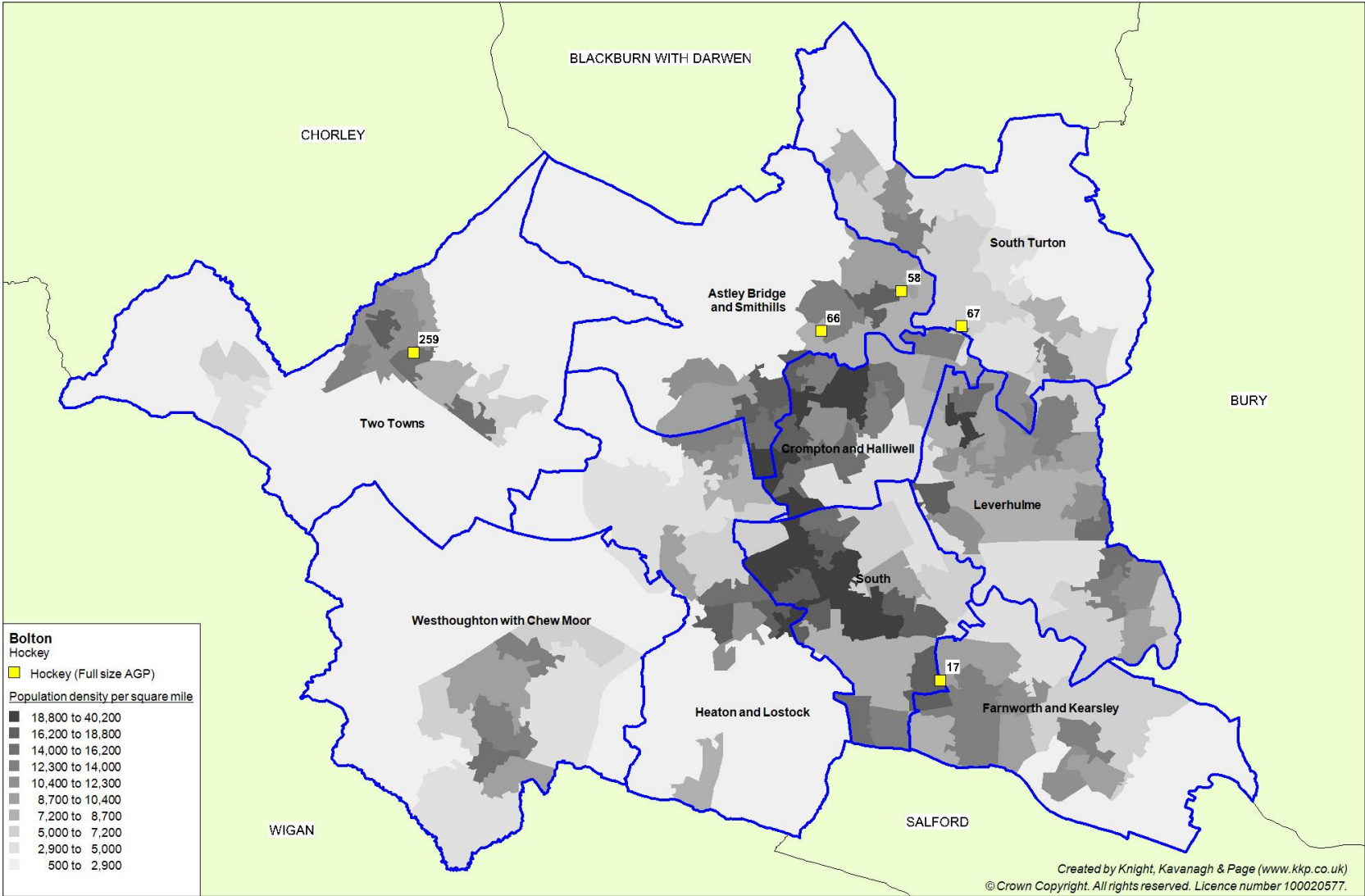
Bolton Hockey Club has aspirations to build an AGP in partnership with Bolton School. The Club would like to be based at the school as it would provide one venue from which the Club would be based. The Club has found it difficult to develop further without the consistency of one homeground and social base.

Plans include building a clubhouse and would also be supported by England Lacrosse which is also played at the School.

The Club has formalised its partnership with the School, which includes delivering curriculum hockey coaching. The Club hopes to provide an exit route for junior players, thus increasing its own demand in the future.

# BOLTON METROPOLITAN BOROUGH COUNCIL PLAYING PITCH ASSESSMENT

Figure 6.1: Location of full size sand based AGPs in Bolton





# BOLTON METROPOLITAN BOROUGH COUNCIL

## PLAYING PITCH ASSESSMENT

---

### ***Ownership/management***

Almost all sand based AGPs in Bolton are located on education sites. The exceptions are at Horwich Leisure and Harper Green Playing Fields, although the latter neighbours Harper Green School which make use of it. Bolton University identifies this as a problem due to playing midweek afternoon fixtures and found that the school use made pitch availability limited. The remaining pitches are managed individually by the respective school or college. Hockey clubs in Bolton are therefore largely reliant on education provision to participate in hockey.

### **6.3: Demand**

Demand for hockey pitches in Bolton tends to fall within the categories of organised competitive play and organised training.

### ***Competitive play***

*Table 6.2: Number of teams playing competitive hockey fixtures in Bolton*

<b>Team type</b>	<b>Number</b>
Senior mens	7
Senior ladies	16
Juniors	3
6 a side	12
<b>Total</b>	<b>38</b>

There is only one hockey club in the area affiliated to EH, which is Bolton Hockey Club. All senior (single sex) play takes place on Saturdays and the majority of junior play is on a friendly or festival basis, often outside of Bolton at Belle Vue or beyond at Junior Development Centres. Mens hockey takes place at Harper Green Playing Fields, whilst the ladies team use both Canon Slade School and Horwich Leisure Centre. Bolton University competes in the British University & Colleges Sport (BUCS) competition on Wednesdays.

There is also a ladies league playing small sided hockey run by Bolton Sports Federation in which there are 12 teams, which despite not being affiliated to EH is still recognised as contributing towards the development of hockey within Bolton. These games are played at central venues, midweek at Harper Green and a separate weekend division involving the same teams is played between Canon Slade School and Thornleigh School. During summer they run another small sided midweek league in Bury made up of the same teams.

### ***Training***

Bolton Hockey Club mens team trains at Harper Green Playing Fields midweek and express various issues with the facilities. The AGP itself is reported to be poorly maintained and subject to vandalism, evidenced by the pavilion which was burnt down. This is something Bolton University Hockey teams remarked on as they also train here midweek.

## **BOLTON METROPOLITAN BOROUGH COUNCIL PLAYING PITCH ASSESSMENT**

---

The ladies team trains at Canon Slade School and although the surface is fairly old it believes it is the best site it accesses. There are some issues regarding access and the fact that the floodlights are switched off at 9pm preventing later use.

The junior section trains at Thornleigh School and experiences a similar problem as the floodlights are turned off at the same time. The Club suggest availability is limited and that pricing is costly, especially given there is no cheaper rate for junior use.

### ***Unmet demand***

There is no real unmet demand from teams within Bolton, instead the main issue expressed by Bolton Hockey Club is the distance between sites used in Bolton and being quite far apart means the Club finds problems developing socially within and between teams.

The Premier League 4 Sport Scheme that Bolton Hockey Club is currently involved with has recently taken place at ESSA Academy where there is a short pile 3G pitch. This surface may not be appropriate for match play; however, it is available for community use and could be use for training. The only issues surrounding this are cost and EH commented that most teams cannot afford to hire the pitch because prices are considered high.

There is some exported demand from the Bolton Sports Federation Ladies League as they play summer league fixtures in Bury. It is not known as to whether this is due to a lack of facilities pitches at that time or if it is through choice, as several teams participating are based in Bury.

### ***Latent demand***

Clubs were asked that if more pitches were available, at the club or in the local area, could they develop more teams in the future (latent demand).

There is only one team at Bolton University which expresses unmet demand. Having previously had a ladies team, it has since folded due to not being able to access pitches within the Bolton area and the travelling to pitches across the other side of Bolton and to Belle Vue in Manchester put many girls off playing. If there was another accessible AGP pitch in Bolton, it would be able to restart the ladies team.

In addition to latent demand identified by clubs, Sport England's Segmentation Tool enables analysis of 'the percentage of adults that would like to participate in hockey but are not currently doing so'. The tool identifies latent demand of 367 people. 11.4% of the population that would like to participate in hockey is the segment 'Leanne - supportive singles'. Of the 367 people, 205 (55.9%) are females.

# **BOLTON METROPOLITAN BOROUGH COUNCIL PLAYING PITCH ASSESSMENT**

---

## ***Future demand***

Bolton Hockey Club works in conjunction with Bolton Wanderers Community Trust as part of the Premier League 4 Sport scheme, going into local schools to coach key hockey skills. The scheme has engaged with 271 young girls in Bolton since 2009 and most recently completed six weeks at ESSA Academy where 150 young girls learned hockey skills before taking part in festival held by the academy. Success of this scheme helps to develop hockey within the area and could lead to the increase of participants in Bolton. Subsequently this could potentially have an effect on the number of teams and demand for pitches in the future.

## ***Displaced/Imported demand***

The only team accessing pitches outside of the area is Bolton University Hockey Club mens team. It usually plays fixtures at Harper Green AGP but currently travels to Manchester to play at Belle Vue Hockey Centre due to a floodlight being out of use, a requirement of BUCS leagues. The University did also have a ladies team, however, the intimidating youths at Harper Green and the distance travelled caused many girls to stop playing.

## **6.4: Availability**

The following table summarises the availability of full size AGPs for community use in Bolton. In addition, it records the availability of provision within the peak period. Sport England's Facilities Planning Model applies an overall peak period for AGPs of 34 hours a week (Monday to Thursday 17:00-21:00; Friday 17:00-19:00; Saturday and Sunday 09:00-17:00).

## BOLTON METROPOLITAN BOROUGH COUNCIL PLAYING PITCH ASSESSMENT

Table 6.3: Community opening times and usage of full size AGPs

Site name	Secured community use?	Quality <sup>20</sup>	Total number of hours available for community use during peak period	Hockey usage	Other usage*	Spare capacity	Comments
Harper Green Community Leisure Centre	Secured	Standard	29.5	45%	45%	10%	The pitch is used heavily by Bolton Hockey and all Mens games are played here at weekends as well as midweek training. Also used by Harper Green School, Bolton University Hockey training and matches.
Sharples Community Leisure Centre	Secured	Standard	25	5%	85%	10%	The pitch is available for community use throughout the week and at the weekend.
Thornleigh Salesian College	Secured	Standard	23	22%	35%	43%	The pitch is available for community use throughout the week and at the weekend and is used for training by Bolton Hockey Club Juniors as well as BSF Hockey League matches.
Canon Slade CofE School	Secured	Standard	30	27%	40%	33%	The pitch is available for community use and is currently used by football clubs for training including Bolton County FC and FC Strikerz. Bolton Hockey Club Ladies 1 <sup>st</sup> team use the pitch on Saturdays and the ladies squad trains here midweek. BSF Hockey League also plays matches here.

<sup>20</sup> Quality is assessed via a combination of non technical assessments carried out by KKP but also take account of user views and opinions.

## BOLTON METROPOLITAN BOROUGH COUNCIL PLAYING PITCH ASSESSMENT

Site name	Secured community use?	Quality <sup>21</sup>	Total number of hours available for community use during peak period	Hockey usage	Other usage*	Spare capacity	Comments
Horwich Leisure Centre	Secured	Standard	34	45%	45%	10%	The pitch is available throughout the week including during the day and also weekends. Bolton Hockey club Ladies teams play here on Saturdays and it is used for Football team training on weeknights. Horwich RMI FC train here. The pitch can be subject to frequent unofficial use due to its location by a playground and roadside.

\*Other usage – includes usage from rugby, football or athletics clubs, sports camps, coaching courses and schools.

<sup>21</sup> Quality is assessed via a combination of non technical assessments carried out by KKP but also take account of user views and opinions.

# BOLTON METROPOLITAN BOROUGH COUNCIL

## PLAYING PITCH ASSESSMENT

---

### 6.5: Usage

Research conducted by Sport England into use of AGPs suggests that provision has two principal roles: midweek training for football and hockey, and weekend matches for hockey. Pitches are often sub-divided for training purposes. Football training tends to dominate use of a proportion of hockey suitable AGPs in Bolton (e.g., Canon Slade School).

### 6.6: Quality

Perception amongst clubs that the quality of AGPs suitable for hockey in Bolton is variable, ranging from pitches being not maintained well enough such as Harper Green, to that at Canon Slade which despite its years is in good condition and maintained well. Feedback was more focused on the quantity of hockey suitable AGPs rather than the quality, with Bolton Hockey Club and Bolton University saying that there is not enough pitches close enough to them which are easy to access and travel to.

From the site quality assessments, all pitches were assessed as 'standard' quality. There are, however, some issues regarding ancillary facilities at some sites, most notably Harper Green where the pavilion was burnt down and the Bolton University hockey team using the pitch on weekday afternoons must subsequently access changing rooms which pass through the Harper Green School building, presenting a potential child welfare issue of some concern.

Only one AGP in Bolton has known plans for refurbishment. This is the pitch at Canon Slade School which was built in 2000 and despite being well maintained is due for a new carpet to be laid. The School is currently in the process of applying for funding which has not yet been secured. The typical life span of an AGP carpet is 10-12 years, but this depends heavily on the type of sub base used, quality of the carpet installed, usage levels and maintenance quality. Most of the remaining pitches in Bolton are around six or seven years old, with the exception of Thornleigh School which was built in 2003. Most do not (in the short) need replacing due to good maintenance and pitch quality still being adequate, or have already been refurbished in recent years.

### 6.7: Supply and demand analysis

#### **Scenarios**

##### *Latent demand*

If there was another accessible AGP pitch in Bolton, Bolton University would be able to restart its ladies team. In addition, the Active People Survey suggests there is further latent demand equating to 0.5 teams.

It is likely that this level of latent demand could be accommodated on existing provision if accessibility was improved.

# BOLTON METROPOLITAN BOROUGH COUNCIL PLAYING PITCH ASSESSMENT

---

## *Displaced demand*

Bolton University Hockey Club mens team currently travels into Manchester to access a pitch due to floodlighting issues at Harper Green. If this issue was resolved, the Club could be accommodated in Bolton.

## *Future demand*

It is likely that future demand could be accommodated on existing provision if access and quality issues were resolved.

### **Hockey summary**

- ◀ There are five full sized sand based AGPs (all floodlit) in Bolton suitable to accommodate competitive hockey, only two of which are not located on education sites.
- ◀ All sites are available for community use in the evenings throughout the week between 6pm-9pm and weekend use. Most common users are football teams training and hockey training and fixtures
- ◀ There are 38 teams playing competitive hockey in Bolton. The main affiliated club Bolton Hockey Club fields 13 teams.
- ◀ All AGPs are rated as standard quality, however, maintenance at Harper Green is reported to be unsatisfactory.
- ◀ Only one AGP at Canon Slade School has plans for refurbishment.
- ◀ One new full size pitch is planned to be built at Bolton School, where Bolton Hockey Club intend to build a clubhouse.
- ◀ If existing sand based AGP stock was maximised for hockey usage (notwithstanding quality issues), all displaced, latent and future demand could be accommodated within Bolton.

# BOLTON METROPOLITAN BOROUGH COUNCIL PLAYING PITCH ASSESSMENT

## PART 7: TENNIS

### 7.1 Supply

The vast majority of tennis courts in Bolton are located on either educational or council owned land. Nevertheless, the main focus of tennis within Bolton is Bolton Arena, an LTA International Performance Centre for tennis and host venue for tournaments including the Davis Cup.

Bolton Arena has eight indoor courts and two outdoor courts. The two outdoor courts are both floodlit and are available for community use via pay and play. Community access is, however, restricted to certain times as members may book courts in advance. In addition, the outdoor courts are also regarded as a key facility for use by performance programme players for tournament preparation.

David Lloyd Health Club (Bolton) has five outdoor courts and five indoor courts in addition to other indoor racquet courts. Although the outdoor courts are regarded as good quality, such courts are only available to members and are, therefore, unavailable for community use.

In total there are 78 tennis courts identified in the audit, of which, 12 are parks tennis courts. Please note that there may also be additional courts located at schools which did not respond to the survey.

*Table 7.1: Summary of tennis courts in Bolton*

Site ID	Site	Analysis area	Community use	Number of courts	Quality
15	Bradford Street Park	Farnworth and Kearsley	Yes	4	Good
17	Harper Green Playing Fields	South	Yes	2	Good
29	Moss Bank Park	Astley Bridge and Smithills	Yes	4	Poor
50	Queens Park Playing Fields	Crompton and Halliwell	Yes	1	Good
54	Westhoughton Park / Central Park	Westhoughton with Chew Moor	Yes	2	Good
57	Little Lever Secondary School	Leverhulme	No	3	Poor
58	Sharples Secondary School	Astley Bridge and Smithills	No	2	Poor
64	Mount St Joseph's Secondary School	South	No	3	Standard
69	Rivington & Blackrod High School	Two Towns	Yes	6	Poor
84	Bolton School	Astley Bridge and Smithills	Yes	15	Good/ Poor
219	Bolton Arena	Two Towns	Yes	2	Good
242	Egerton Park	South Turton	Yes	1	Good
244	Eagley Sports Club	South Turton	Yes	6	Good
249	Bolton Cricket Club	South	Yes	3	Good



## BOLTON METROPOLITAN BOROUGH COUNCIL PLAYING PITCH ASSESSMENT

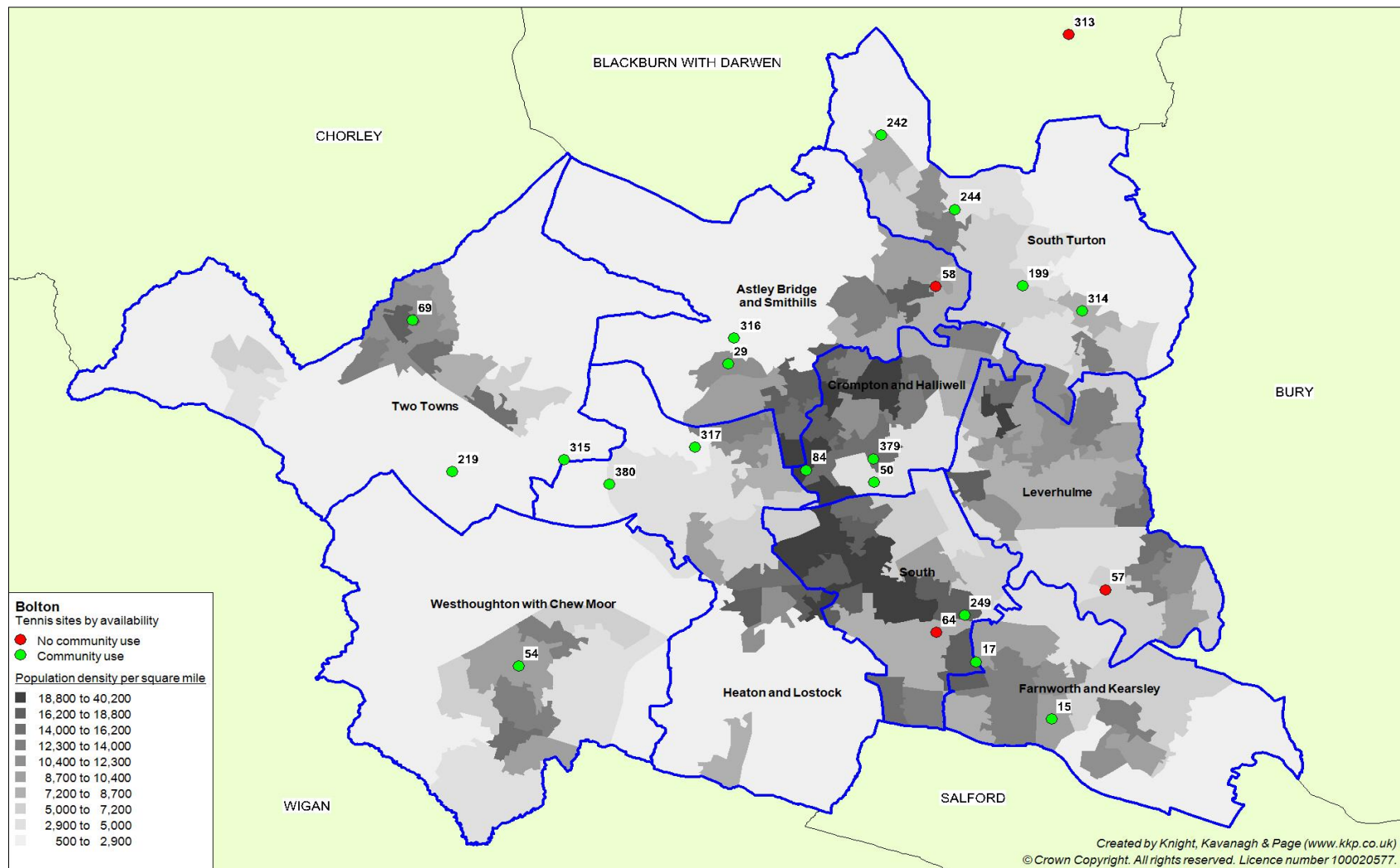
Site ID	Site	Analysis area	Community use	Number of courts	Quality
313	Barlow Memorial Institute	Outside	No	2	Good
314	Longsight Methodist Tennis Club	South Turton	Yes	2	Good
315	MeadowHill Lawn Tennis Club	Two Towns	Yes	2	Standard
316	Barrow Bridge Tennis Club	Astley Bridge and Smithills	Yes	2	Poor
317	Markland Hill Tennis Club	Heaton & Lostock and Hulton	Yes	6	Good
199	Bradshaw Cricket Club / The Rigbys	South Turton	Yes	3	Good
379	David Lloyd Bolton	Crompton & Halliwell	Yes	5	Good
380	Lostock Tennis Club	Heaton & Lostock and Hulton	Yes	2	Good

### ***Middlebrook Masterplan***

Bolton Arena is to undergo facility improvements as part of The Middlebrook Masterplan. The two existing tennis courts will be replaced by two 5v5 3G AGPs. The scheme will see the creation of additional indoor tennis courts at Bolton Arena as these are deemed more desirable by users, as demonstrated by the current indoor provision being at full capacity at peak times.

# BOLTON METROPOLITAN BOROUGH COUNCIL PLAYING PITCH ASSESSMENT

Figure 7.1: Location of tennis courts in Bolton



# **BOLTON METROPOLITAN BOROUGH COUNCIL PLAYING PITCH ASSESSMENT**

---

## ***Quality***

Quality assessments were completed for tennis courts based on a non-technical site assessment in order to assess a range of aspects such as surface quality, floodlights, nets and line marking. A percentage score was then converted into a quality rating of good, standard or poor. Of the 22 sites identified, 15 have courts that are of a good standard with five sites having poor standard courts.

Notwithstanding such quality assessments, it is reported that the perception among many clubs within the Bolton area is that the quality of courts is declining. Indeed, it is accepted that smaller clubs such as Barrow Bridge Tennis Club (shale courts) face a constant struggle to maintain their courts and rely upon a small band of volunteers.

It is worth noting, however, that Meadow Hill Lawn Tennis Club has gained two new courts in 2013. These additional courts were as a result of work undertaken by the water authority in close proximity to the Club which resulted in it losing its courts for a period of eight months while work was completed.

## **7.2 Demand**

The Bolton Sports Federation (BSF) League currently has an eight division men's league (61 teams), a five division mixed league (39 teams), a four division junior league (25 teams) and an afternoon league for over 50's (5 teams). The League reports that team numbers have remained static over the last few years with no additional clubs formed. A league requirement states that two courts must be available for league matches but it is reported that some clubs are unable to accommodate all teams due to a lack of court space. As a result, many clubs are required to use additional facilities within the Bolton area. For example, Lostock Tennis Club also uses courts at Bolton School and Longsight Methodist Tennis Club also uses additional courts at Canon Slade School.

### ***Longsight Methodist Tennis Club***

Longsight Methodist Tennis Club is expected to relocate following the summer of 2014. The Club's present site at Longsight Lane is owned by the church but has recently been sold to McCarthy and Stone property developers. Nevertheless, planning permission is yet to be granted and is dependent upon the tennis club being satisfactorily relocated. The Club reports that it wishes to be relocated to Longsight Park at the bottom of Longsight Lane but has been informed that this is not possible. It is, therefore, currently in negotiations to relocate to St. Catherine's Academy with access via Newby Road. Although this is an exposed site, the Club has agreed to three courts and are discussing the possibility of accessing toilets and changing facilities within the Academy.

# BOLTON METROPOLITAN BOROUGH COUNCIL PLAYING PITCH ASSESSMENT

---

## ***Informal usage***

All Council parks courts are free to use and are open access. The courts at Bolton Arena are also available on a pay and play basis for casual use.

Following events such as Wimbledon, demand has increased for pay and play. The LTA reports that it is difficult to measure casual use as some courts are available for free, but highlights that courts are generally busy throughout the summer months. Comprehensive research in the eight LTA pilot areas nationally has shown that 53% of people playing tennis once per week do so at public court facilities (pay and play). As shown in the Active People Survey, participation in tennis has a seasonal peak in the summer, which is particularly pronounced amongst non-club and occasional players.

Further research carried out by the LTA suggests that many more people would play tennis if they knew where courts, particularly council courts, were located. The LTA believe that better promotion would not only increase demand for courts, but also participation.

### **Tennis summary**

- ◀ In total there are 78 tennis courts identified in the audit, of which, 12 are parks tennis courts. Key sites include Bolton Arena (offering pay and play) and David Lloyd Health Club which is a member's only club.
- ◀ Of the 22 sites identified, 15 have courts that are of a good standard with five sites having poor standard courts, including Moss Bank Park Barrow Bridge Tennis Club.
- ◀ Bolton Sports Federation is a key provider of league tennis and requires clubs to have access to two courts. Therefore some clubs are unable to accommodate all teams due to a lack of court space.
- ◀ Longsight Methodist Tennis Club is expected to relocate following the summer of 2014.
- ◀ All Council parks courts are free to use and are open access.

# BOLTON METROPOLITAN BOROUGH COUNCIL PLAYING PITCH ASSESSMENT

## PART 8: ROUNDERS

### 8.1 Supply

The Bolton Sports Federation Ladies' Rounders League is the main league in the area and plays across approximately 46 sites. Sites fall within three types; Schools, privately owned cricket pitches or parks, as no marked pitches are required and playing areas are just marked out with tape on the evening. Around half of the teams play across cricket outfield as the quality is generally better and pitches are well maintained, with others preferring primary schools to secondary schools.

Another league is run throughout the winter by a different organisation, playing at central venues in Bolton. These are Bolton CC, Eagley CC, St James' School Farnworth and non-cricket pitch at Leverhulme Park. There are four matches at each venue on Sunday mornings.

Conflicts can sometimes occur when other sports have a backlog of fixtures to play at the end of the cricket season or football pitches are required for pre-season training. Better management, more communication and enforcement of pitch hire contracts would ensure that such pitch space is not double booked.

*Table 8.1: Summary of pitches available for community use by analysis area*

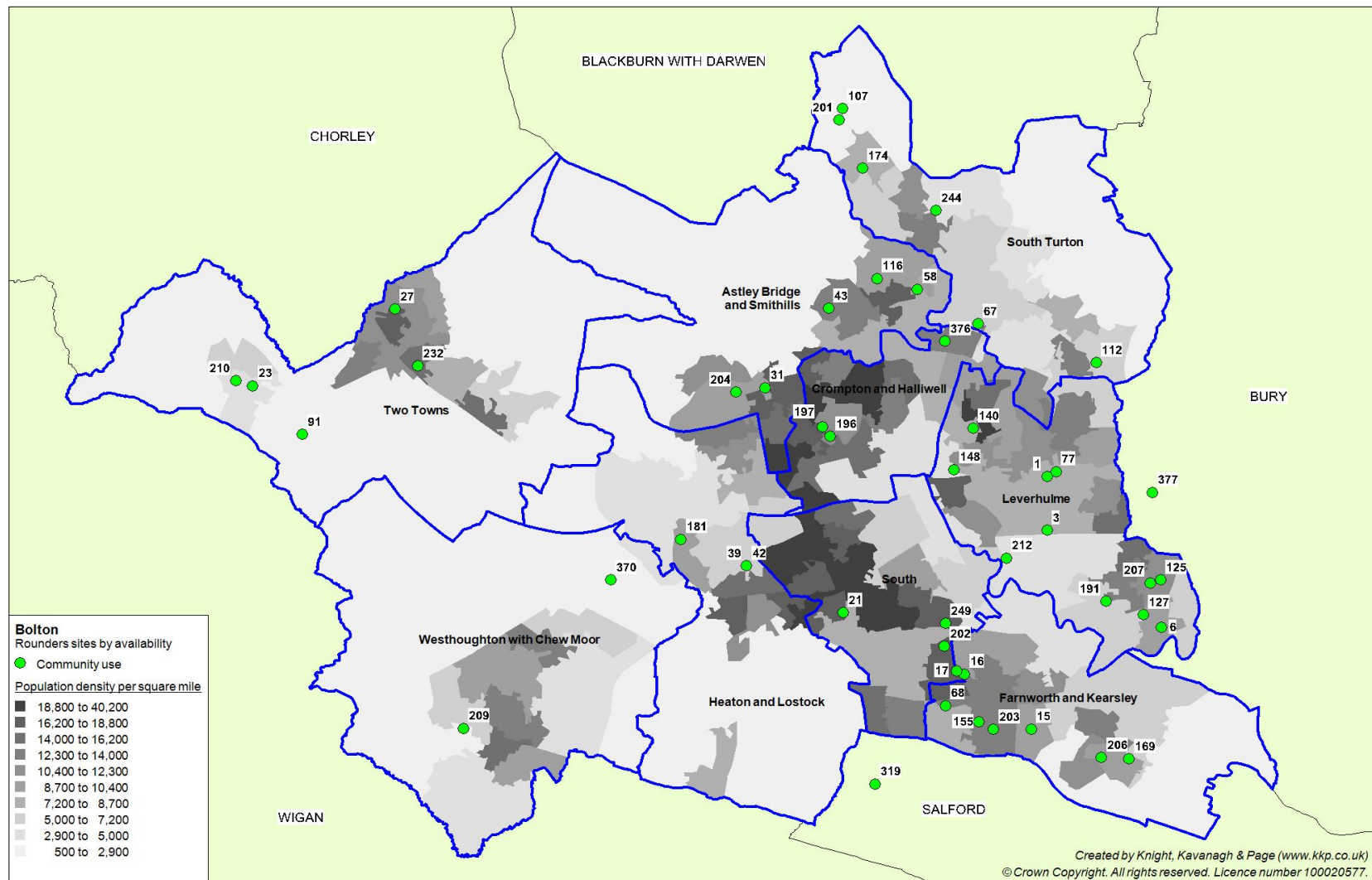
Site ID	Site name	Analysis area
3	New House Farm	Leverhulme
21	Sunnyside Park	South
23	Vicarage Road	Two Towns
27	Green Lane	Two Towns
67	Canon Slade Secondary School	South Turton
77	Leverhulme Community Primary School	Leverhulme
112	Harwood Meadows Primary School	South Turton
116	High Lawn Primary School	Astley Bridge & Smithills
140	Tonge Moor Primary School	Leverhulme
148	Bolton Parish Primary School	Leverhulme
169	St Stephen Primary School	Farnworth & Kearsley
174	Walmsley Primary School	South Turton
181	St Bernard Primary School	Heaton and Lostock & Hulton
191	St Teresa Primary School	Leverhulme
197	Hatfield Road	Crompton & Halliwell
202	Farnworth Cricket Club/ Bridgeman Park	South
203	Farnworth Social Circle CC/ Piggot Park	Farnworth & Kearsley
207	Little Lever Cricket Club	Leverhulme
210	Blackrod Cricket Club	Two Towns
249	Bolton Cricket Club	South
43	Barlow Park	Astley Bridge & Smithills
58	Sharples High School	Astley Bridge & Smithills
91	Blackrod Primary School	Two Towns
68	St James High School	Farnworth & Kearsley

## BOLTON METROPOLITAN BOROUGH COUNCIL PLAYING PITCH ASSESSMENT

Site ID	Site name	Analysis area
1	Leverhulme Park (Long Lane)	Leverhulme
125	Masefield Primary School	Leverhulme
6	Meadow Playing Fields	Leverhulme
42	Astley Bridge Park	Heaton, Lostock & Hulton
212	Darcy Lever CC	Leverhulme
16	Harper Green School	Farnworth & Kearsley
204	Heaton CC	Astley Bridge & Smithills
244	Eagley Sports Club	South Turton
201	Egerton CC	South Turton
17	Harper Green Playing Fields	Farnworth & Kearsley
31	Church Road Playing Fields	Astley Bridge & Smithills
155	St James Primary School	Farnworth & Kearsley
232	Horwich RMI Club	Two Towns
196	Bolton RUFC	Crompton & Halliwell
39	Hulton Lane Playing Fields	Heaton, Lostock & Hulton
206	Kearsley CC	Farnworth & Kearsley
107	Egerton Primary School	South Turton
127	Mytham Primary School	Leverhulme
209	Westhoughton CC	Westhoughton with Chew Moor
15	Bradford Street Park	Farnworth & Kearsley
370	Chew Moor Brook FC	Westhoughton with Chew Moor
376	Bolton Castle	Crompton & Halliwell
377	Ainsworth Hall Road	Outside

# BOLTON METROPOLITAN BOROUGH COUNCIL PLAYING PITCH ASSESSMENT

Figure 8.1: Location of rounders pitches in Bolton



# BOLTON METROPOLITAN BOROUGH COUNCIL

## PLAYING PITCH ASSESSMENT

---

### **Quality**

One good quality pitch highlighted by the League is Leverhulme Park as it is well maintained and has good parking space. It reports issues with pitch quality across the some sites, including Church Road Playing Fields which has drainage problems and Heaton CC as notably poor quality pitches.

The main issues surround the quality of ancillary facilities, particularly changing rooms and car parking. More teams have moved to play on private sites despite the increased cost due to the higher standard of facilities and better maintenance.

### **8.2 Demand**

The BSF League has approximately 150 teams playing each weeknight Monday to Thursday. There are also cup finals and inter-league held on Friday evenings, with an additional handicap competition involving 70 teams taking place on Sundays. There has been no change in the amount of teams but an increase has been seen in number of players.

The League has no plans or funds to develop facilities for rounders provision in Bolton. Instead its focus is to keep the sport as affordable as possible by which to increase participation as evidenced by the number of teams playing. Despite this, it doesn't feel the growth of rounders in the area is inhibited or held back by sites with poor ancillary facilities or council sites. The Council itself is planning renovation of sites and so five teams at Hulton Lane and two teams at Green Lane, Blackrod will need to find alternative pitches for the 2014 season.

Bolton Cricket Club is amongst the number of sites used by teams in both summer and winter to play matches. The Club currently is not registered to a cricket league and had an application to the Bolton and District Cricket Association turned down. Without matches to play or training, there is currently increased capacity for rounders teams to use the pitch. Conversely, should the cricket club fold then the teams which already play there could find themselves without a pitch, resulting in potential unmet demand.

#### **Rounders summary**

- ◀ The Bolton Sports Federation Ladies Rounders League is the focal point of rounders in the area and main league. It has 150 teams playing over approximately 46 sites, primarily Monday to Friday and Sundays.
- ◀ Teams are responsible for their own home pitches. Most play on schools, private cricket pitches or parks. Pitches are not lined but marked out with tape on the day.
- ◀ Teams prefer to use schools or private cricket pitches as they are well maintained, despite being more costly.
- ◀ Most issues surround ancillary facilities, particularly lack of toilet and changing facilities and car parking.
- ◀ The League has little funding to develop facilities or pitches but states this is not their priority and that they prefer to keep it affordable for participants.
- ◀ Another league runs throughout the winter, playing 16 matches weekly across four central venues on Sundays.
- ◀ The possible folding and loss of pitch at Bolton CC could see several teams needing to find another home venue. This could cause an increase in unmet demand.



# BOLTON METROPOLITAN BOROUGH COUNCIL

## PLAYING PITCH ASSESSMENT

---

### PART 9: ATHLETICS

#### 9.1 Supply

The main athletics facilities in Bolton are split between two sites at Leverhulme Park and Bolton Arena. Leverhulme Park consists of a well maintained, floodlit, eight lane 400 metre track. There is a grassed area in the middle of the track used for field events and has in the past been hired out to local sports clubs for training. Other facilities for field events include a long jump pit and hammer cage. Bolton United Harriers are based here and hire the facilities.

At Bolton Arena there is a 400 metre, floodlit, six by eight lane track which surrounds a senior grass football pitch. Field provision includes a hammer cage, long jump pit and an area used for high jump. There are also bleachers for spectator seating, a storage container and a clubhouse onsite, owned by Horwich RMI Harriers who have been based at the centre for eleven years. The Club accesses facilities hired on an annual basis as part of a signed agreement, costing approximately £12,000 each year.

Bolton Arena is to undergo facility improvements as part of The Middlebrook Masterplan. The scheme could see improvements made to the athletics facilities, however further investigation is required to understand the level of investment required and the impact on all athletics provision across the Borough.

#### *Quality*

Bolton Harriers reports the track surface at Leverhulme Park to be of poor quality and that whilst it is flat and even, the upper is lifting in several places. Despite not yet causing concern for athlete safety, it is estimated that the surface will need to be replaced in around twelve months' time. The Club also reports that the hammer cage is currently out of use due to vandals cutting the mesh, yet that the track is rarely targeted with the exception of a large paint spill in one spot. The cage is being replaced in Spring 2014.

Club users remarked that the grass area in the middle used for hammer and javelin was left overgrown at times and could be cut more, in addition to being slightly uneven due to the heated pipes underneath. The changing facilities are reported to be acceptable although the club believes the lack of parking is an issue at peak times, with members regularly having to park on the grass. Further investigation is needed into the life expectancy of the facilities at Leverhulme Park as the Club has raised capacity issues that will worsen as the facilities deteriorate.

The track at Leverhulme Park is part of the leisure centre facility and is available for public pay and play use. Those who pay to access the track do so mostly for exercise use rather than athletic training, although the inside lane does receive increased usage despite the Club displaying signage asking patrons to avoid where possible.

Conversely, Horwich RMI Harriers report the track at Bolton Arena to be of good quality, as are the changing facilities, although these are rarely used through member choice due to time constraints and maximising usage on the track. However, the Club does report current issues with regard to maintenance of the track (which is the responsibility of the Arena which employs an external cleaning company). In particular, geese often get onto the track and leave droppings. The Arena suggests that although £5,000 was spent on the track last year, a further £25,000 for refurbishment would be required, notably on the inside lane.

# BOLTON METROPOLITAN BOROUGH COUNCIL

## PLAYING PITCH ASSESSMENT

---

The biggest concern is that although the track at Bolton Arena receives consistent use for training purposes, it cannot be used for league meetings as it does not meet competition specifications due to having only six lanes with the exception of the finishing straight, whilst also having no barriers in place. The Club said it would be happy to remain at the centre if improvements were made to the track to allow league meetings to be held.

Horwich RMI Harriers use the track each evening and have a small clubhouse next to the track. It would like to develop this to include a weights room for winter training and storage space.

### **9.2 Demand**

Both sites are commercially available for pay and play hire and so aside from club users are subject to frequent but varied activity. Bolton Harriers cater for members from six years old through to senior athletes and their Hawks group for six to eight year olds has not only added an extra weekly session but currently has a waiting list of forty children. Any future availability could lead to the Club seeking extra sessions to accommodate these children alongside use of the indoor track onsite. The track is also subject to club athletes training individually throughout the week as and when they have free personal time.

Other current users at Leverhulme Park include Bolton Triathlon Club, the annual Bolton 10K race and schools track and field competitions. The track could see future usage increase as Bolton Harriers has applied for funding from UK Athletics to buy wheelchair bike conversions in order to provide for disabled participation and races. The Club also looks to form satellite clubs with Bolton Lads and Girls Club and Bolton Wanderers moving forward, as well as schools looking at increased usage for competitions. Bolton Harriers has been awarded a Sport England Grant for race wheelchairs and this development will take place at the start of training on both Tuesday and Thursday allowing a link for performers with the main club activities.

Horwich RMI Harriers has around 350 current members, split roughly equally between junior and senior athletes; however, it recalls that its senior membership is largely stable, whilst junior membership is more fluid. It uses the facilities on four weeknights but this is set to increase to every weeknight. Other users include Bolton Hot Wheels Cycling Club which has a container onsite and use the track on Saturday mornings, Chorley Harriers and various football teams use the pitch in the middle of the track.

### ***Displaced demand***

Horwich RMI Harriers currently has to hire facilities elsewhere for home meets as the Bolton Arena track is unable to host competitions. They regularly do so in Wigan, choosing to access provision outside of the area rather than travel to the already well used Leverhulme Track, as it is closer to the majority of athletes and most of the teams in the league.

# BOLTON METROPOLITAN BOROUGH COUNCIL

## PLAYING PITCH ASSESSMENT

---

### **Athletics summary**

- ◀ There are two main athletics tracks in Bolton at Leverhulme Park and Bolton Arena.
- ◀ Each of the two main clubs is based at a track; Bolton United Harriers at Leverhulme Park and Horwich RMI Harriers at Bolton Arena.
- ◀ Leverhulme Park is used heavily by the Club, with club training sessions on most weeknights and individual athletes doing their own training as and when they wish
- ◀ The track at Leverhulme Park is damaged in places and needs to be replaced within the next 12 months. The site is subject to vandalism and the hammer cage is currently out of use and needing repair.
- ◀ Horwich RMI Harriers has a clubhouse onsite at Bolton Arena. The track is good quality although costly, yet the centre would like to refurbish it.
- ◀ The Bolton Arena track does not meet competition specifications and so there is unmet demand from the club which has to access a track in Wigan in order to host competitions.

# BOLTON METROPOLITAN BOROUGH COUNCIL PLAYING PITCH ASSESSMENT

## PART 10: BOWLING GREENS

### 10.1: Introduction

The vast majority of bowling greens in Bolton are crown greens. British Crown Green Bowling Association is the governing body with overall responsibility for ensuring effective governance of crown green bowls. Bolton Bowling Club has the only flat bowling green in the Borough and the governance of flat green bowls is the responsibility of Bowls England. The bowling season for flat and crown greens run from April to September.

### Consultation

There are 69 clubs using bowling greens in Bolton and nine leagues that service these clubs. Consultation with clubs, leagues and both governing bodies inform this section of the report.

### 10.2: Supply

There are 44 bowling greens in Bolton provided across 39 sites. Of the 39 bowling green sites, the majority (59%) are owned by the Council and are mostly located on park sites. Over a third of sites (36%) are club owned and the remaining sites (5%) are located on private land (hotel and pub) that are rented by a club.

Table 10.1: Summary of the number of greens by analysis area

Analysis area	Number of crown greens	Number of flat greens
Astley Bridge and Smithills	6	-
Crompton and Halliwell	4	-
Farnworth and Kearsley	4	-
Heaton & Lostock and Hulton	3	-
Leverhulme	4	1
South	10	-
South Turton	4	-
Two Towns	5	-
Westhoughton with Chew Moor	3	-
<b>BOLTON</b>	<b>43</b>	<b>1</b>

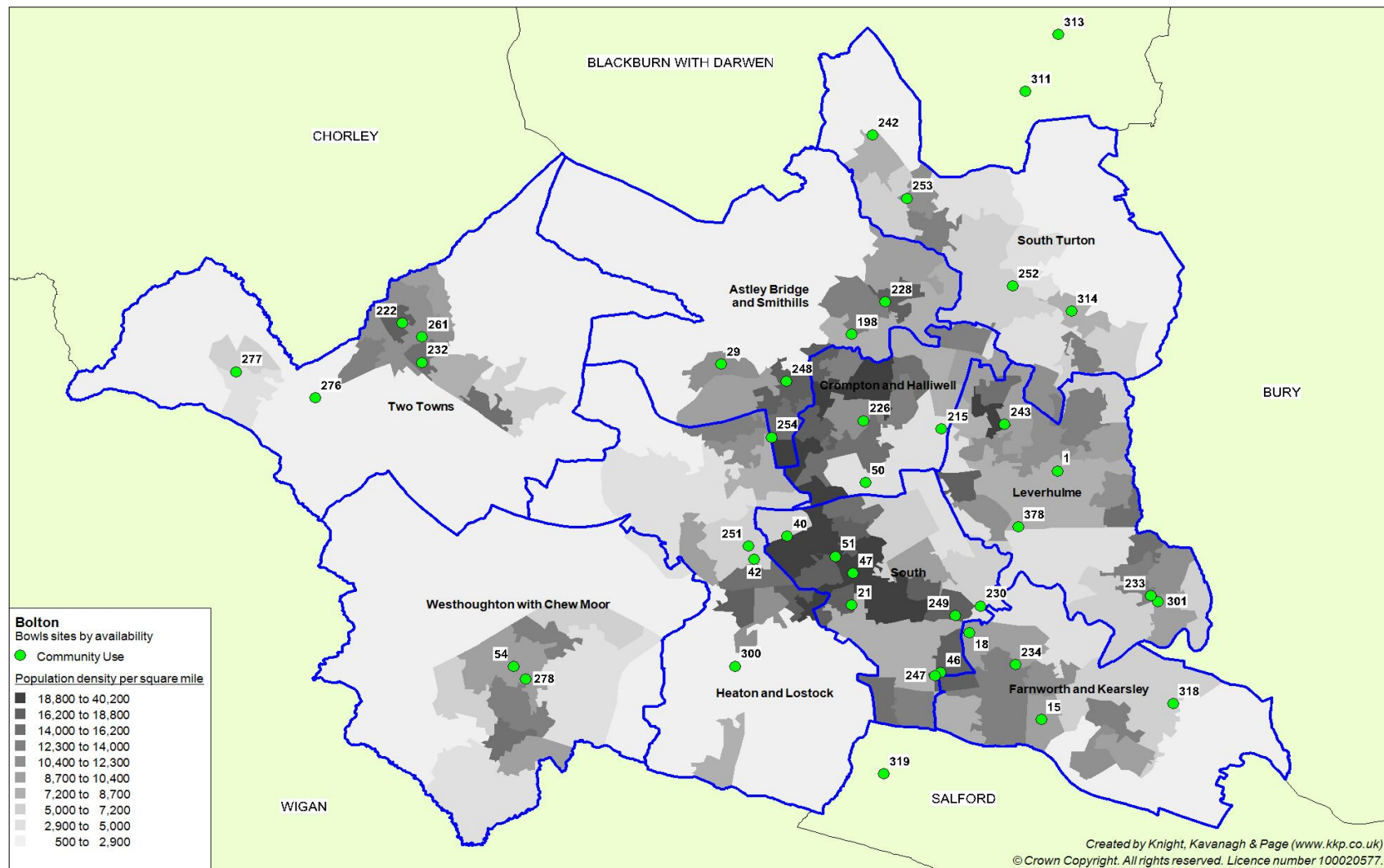
There are three greens that have been mapped but are located outside of the Bolton boundary. The greens are all crown greens and are located at Turton Bowling Club and Barlow Memorial Institute which border the north east of Bolton (Blackburn with Darwen) and Little Hulton Bowling Club which is to the south of Bolton (Salford).

There are five sites in Bolton that have two bowling greens; four sites are located at council owned park sites (Darbshire, Haslam, Moss Bank and Westhoughton) and one is located at a club site - LMRCA (Bolton Railway Club) on Green Lane.

Bowling green distribution is relatively evenly spread throughout Bolton. All analysis areas have more than two bowling greens. The area with the largest number of greens is the South; however this is also where two of the sites with dual-greens are located.

# BOLTON METROPOLITAN BOROUGH COUNCIL PLAYING PITCH ASSESSMENT

Figure 10.1: Distribution of bowling greens across Bolton



## BOLTON METROPOLITAN BOROUGH COUNCIL PLAYING PITCH ASSESSMENT

Table 10.2: Key to map

Site ID	Site name	Analysis area	No. of greens	Quality
1	Leverhulme Park (Long Lane)	Leverhulme	1	Good
15	Bradford Street Park	Farnworth and Kearsley	1	Good
18	Doe Hey Recreation Ground	Farnworth and Kearsley	1	Good
21	Sunnyside Park	South	1	Good
29	Moss Bank Park	Astley Bridge and Smithills	2	Good
40	Haslam Park	South	2	Good
42	Astley Bridge Park	Heaton & Lostock	1	Good
46	Great Lever Park	South	1	Good
47	Heywood Rec Zone / Heywood Park / Bridgeman Park	South	1	Good
50	Queens Park Playing Fields	Crompton and Halliwell	1	Good
51	Rumworth Park	South	1	Good
54	Westhoughton Park/ Central Park	Westhoughton with Chew Moor	2	Good
198	Astley Bridge CC / Sharples Park	Astley Bridge and Smithills	1	Good
215	Darbishire Park	Crompton and Halliwell	2	Good
222	Horwich Public Hall	Two Towns	1	Good
226	Thommason Park aka Merehall	Crompton and Halliwell	1	Good
228	Bar Lane Bowling Club	Astley Bridge and Smithills	1	Good
230	LMRCA, Green Lane	South	2	Good
232	Horwich RMI Club	Two Towns	1	Good
233	Little Lever Conservative Club	Leverhulme	1	Good
234	Farnworth Park	Farnworth and Kearsley	1	Good
242	Egerton Park	South Turton	1	Good
243	Tonge Park	Leverhulme	1	Good
247	Plodder Lane Conservative Club	South	1	Good
248	Hollywood Road SSC	Astley Bridge and Smithills	1	Good
249	Bolton Cricket Club	South	1	Good
251	Kings Head Hotel	Heaton & Lostock	1	Good
252	Bradshaw Bowling Club	South Turton	1	Good
253	Dunscar Conservative Club	South Turton	1	Good
254	Nuffield Bowling Club	Astley Bridge and Smithills	1	Good
261	The Bridge Inn / Horwich Conservatitve Club	Two Towns	1	Average
276	Ridgeway Arms	Two Towns	1	Good
277	Hill Top Sports & Social Club	Two Towns	1	Good
278	Westhoughton Sports & Social Club	Westhoughton with Chew Moor	1	Good
300	Over Hulton Conservative Club	Heaton & Lostock	1	Good
301	Mytham Park	Leverhulme	1	Good

## BOLTON METROPOLITAN BOROUGH COUNCIL PLAYING PITCH ASSESSMENT

Site ID	Site name	Analysis area	No. of greens	Quality
311	Turton Bowling Club	OUTSIDE	1	Average
313	Barlow Memorial Institute	OUTSIDE	1	Good
314	Longsight Bowling Club	South Turton	1	Good
318	Vale House	Farnworth and Kearsley	1	Good
319	Little Hulton CC	OUTSIDE	1	Average
378	Bolton Flat Green Bowling Club	Leverhulme	1	Good

The number of greens in Bolton has decreased in recent years following the redevelopment of some sites, for example, Bridgman Street (council owned) and numerous privately owned pub sites.

### ***Management and maintenance***

The Council maintain the majority of bowling greens that it owns. The greens are progressively mown down to the required height during March and then mown twice weekly from April until September. There is some, albeit limited, end of season renovation (coring and top dressing) carried out in October by contractors (weather permitting).

Clubs and leagues are of the view that there has been a decline in the quality of greens that are maintained by the Council. Sites that have been identified as poorly maintained through inadequate cutting are Astley Bridge Park and Tonge Park. Although the green at Horwich RMI has previously been of poor standard, club members have taken responsibility for the maintenance and the quality has subsequently improved. The maintenance of private clubs' greens is generally perceived to be a higher standard than that of council managed greens.

The Council manages the bookings of its greens made by evening teams only (39 in 2013) and the remaining teams are veteran teams whose members (approximately 1,035 individuals) purchase individual season tickets. When matches are not being played, pay and play is available on the majority of greens in Bolton. There is a small nominal fee for pay and play usage of club owned greens, however, a Bowlers Permit is required for use of council owned greens.

### ***Quality***

All but one green (The Bridge Inn/Horwich Conservative Club) in Bolton were assessed as good quality through use of a non-technical site assessments. Greens that are reported to be of particularly good quality are Moss Bank Park, LMRCA (Bolton Railway Club) and Westhoughton Sports and Social Club. Whereas, it is perceived by clubs that use Darbshire Park and Westhoughton Park that the greens are of average quality.

Club and league consultation highlights that many clubs believe that the quality of greens in Bolton have improved over recent years. There is a general perception that the quality of privately owned and club maintained greens are of a higher quality, however, although some council owned greens have deteriorated over recent years, the quality is seen as satisfactory.

There are reports of vandalism at Astley Bridge Park, Moss Bank Park and Leverhulme Park; the latter is no longer used frequently by teams, however most clubs that report any vandalism say that they are only minor acts.

# BOLTON METROPOLITAN BOROUGH COUNCIL

## PLAYING PITCH ASSESSMENT

---

### **10.3: Demand**

Generally clubs and leagues in Bolton report that membership levels have either remained static or decreased in the last three years. No clubs have a waiting list for new members and some leagues (such as Bolton Mills Bowling Competition and Bolton and District Bowling League) report a decline in the number of bowlers playing in their league. As such some clubs are struggling to find enough bowlers to compete in matches which results in most of the bowlers competing in a number of leagues organised at different times during the week.

However, three clubs (Kearsley Park Bowls Club, Lostock Bowling Club and CWU Telecom Bowling Club) report an increase in the number of members at their clubs resulting in an increase in the number of teams. Also, the majority of clubs plan to increase the number of members in the coming years; mainly through advertising, hosting events and open competitions.

Bolton Flat Green Bowling Club (the only club in Bolton with a flat green) does not participate in any external leagues as there are no other flat green clubs in the area. The Club run its own leagues open to club members. In 2013 a synthetic playing surface was installed which cost £75,000 and was funded by a loan from Bowls England, a grant from Viridor Credits and the Club's own funds.

#### ***Latent demand***

Clubs were asked if more bowling greens were available would they have more teams. None of the clubs report that they would have more teams if there were more greens.

Sport England's Segmentation Tool enables analysis of 'the percentage of adults that would like to participate in bowls but are not currently doing so'. The tool identifies latent demand of 486 people. 22.6% of the population that would like to participate in bowls is the segment 'Frank - twilight year gents'. In addition, however, the segments 'Elsie & Arnold - retirement home singles' (22.0%) and 'Roger & Joy - early retirement couples' (12.6%) would also like to participate in bowls.

Along with this, it should be considered that there is some casual recreational usage on the greens (through pay and play) which needs to be taken account for. However, clubs and leagues are of the view that all teams in Bolton are able to be accommodated on the existing stock of greens and that whilst some greens are frequently used; others are only used once or twice a week.



# BOLTON METROPOLITAN BOROUGH COUNCIL

## PLAYING PITCH ASSESSMENT

---

### **Bowls summary**

- ◀ There are 44 bowling greens in Bolton provided across 39 sites and the majority (59%) are located on council owned park sites. Over a third of sites are club owned and the remaining sites are located on private land (pub or hotel).
- ◀ Bowling green distribution is relatively evenly spread throughout Bolton. All analysis areas have more than two bowling greens; however the number of greens in Bolton has decreased in recent years following the redevelopment of some sites.
- ◀ The quality of greens in Bolton is good however there is a general perception that the quality and maintenance of privately/club owned and maintained greens are of a better standard than council owned and maintained greens. However, although some council owned greens have deteriorated over recent years, the quality is seen as satisfactory.
- ◀ There are 69 clubs using bowling greens in Bolton. Generally clubs and leagues in Bolton report that membership levels have either remained static or decreased in the last three years. Some clubs report an increase in the number of members and the majority of clubs plan to increase membership levels in the future, however no clubs report that they would have more teams if there were more greens.
- ◀ Clubs and leagues are of the view that all teams in Bolton are able to be accommodated on the existing stock of greens and that whilst some greens are well used; other are underused.

# **BOLTON METROPOLITAN BOROUGH COUNCIL PLAYING PITCH ASSESSMENT**

---

## **PART 11: NETBALL**

### ***Introduction***

England Netball is the governing body with overall responsibility for ensuring the effective governance of the sport. It is managed regionally by Netball North West and locally by Greater Manchester County Netball.

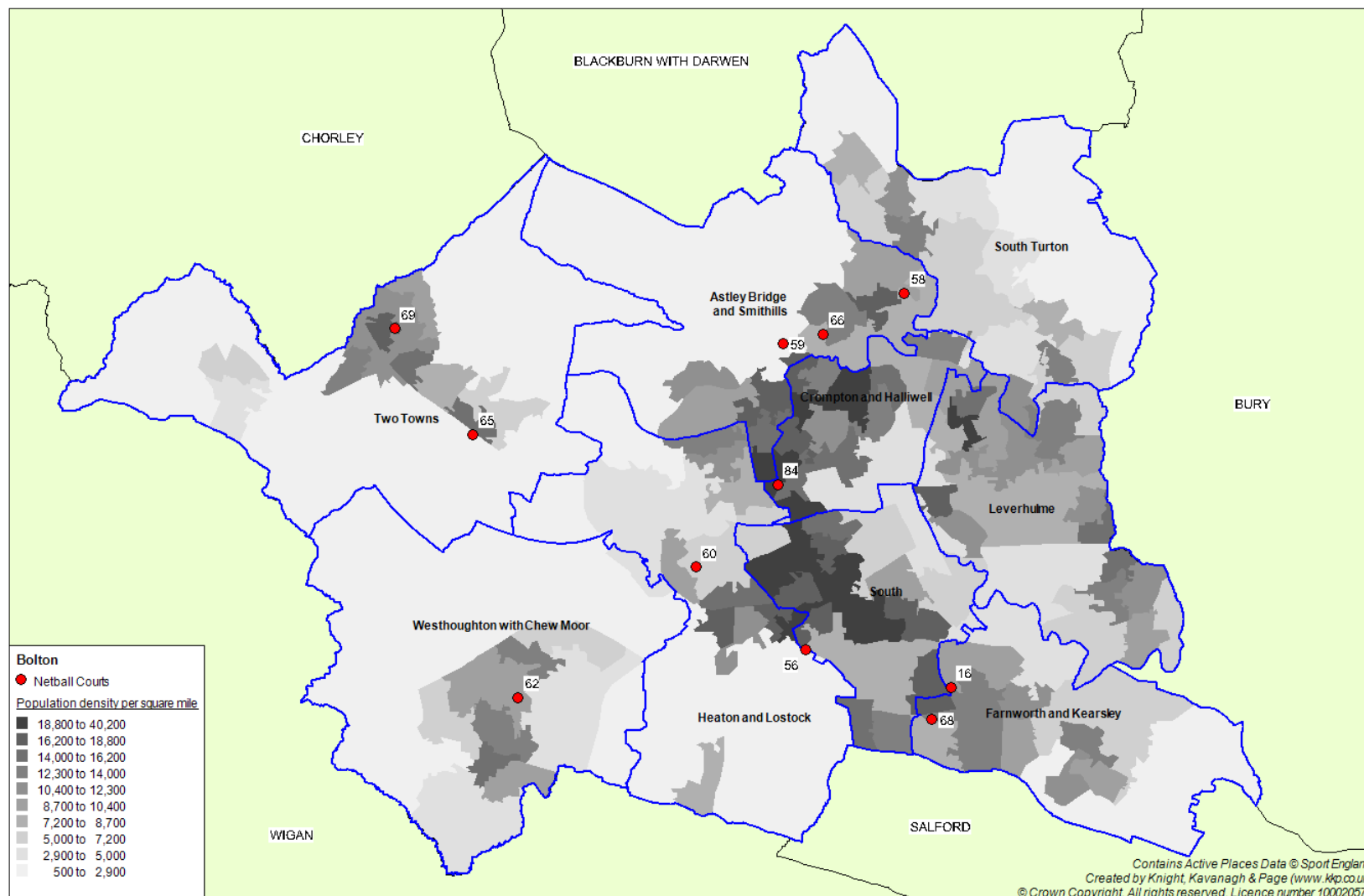
Netball clubs in Bolton participate in summer and winter leagues. The majority of play (matches and training) during the winter is done on indoor courts. During the summer clubs are unable to access courts indoor and therefore play on outdoor courts. This study is concerned with outdoor sports provision; therefore the provision of indoor netball courts has not been included within this report.

### ***Supply***

There are 45 outdoor netball courts located across 11 sites in Bolton. All the courts are located on education sites and eight of these sites are available for use by the community. There is a good spread of courts across the Borough with courts located in all but two (Leverhulme and South Turton) analysis areas. The largest amount of provision is in Astley Bridge and Smithills area (11 courts) and Farnworth and Kearsley area (10 courts).

# BOLTON METROPOLITAN BOROUGH COUNCIL PLAYING PITCH ASSESSMENT

Figure 11.1: Location of netball courts in Bolton



## BOLTON METROPOLITAN BOROUGH COUNCIL PLAYING PITCH ASSESSMENT

Table 11.1: Summary of netball courts by analysis area

Site ID	Site name	Analysis area	Community use	No. of courts	Quality rating
16	Harper Green School	Farnworth and Kearsley	Yes - unused	6	2 Good 4 poor
56	ESSA Academy	South	Yes - unused	3	Good
58	Sharples Secondary School	Astley Bridge and Smithills	No	2	Poor
59	Smithills Secondary School	Astley Bridge and Smithills	Yes	4	Good
60	Ladybridge High School	Heaton & Lostock and Hulton	No	4	Poor
62	Westhoughton High School	Westhoughton with Chew Moor	Yes - unused	4	Good
65	St Joseph's Secondary School	Two Towns	Yes	3	Standard
66	Thornleigh Salesian College	Astley Bridge and Smithills	Yes	5	Poor
68	St James Secondary School	Farnworth and Kearsley	Yes	4	Good
69	Rivington and Blackrod Secondary School	Two Towns	No	2	Poor
84	Bolton School	Crompton and Halliwell	Yes	8	Good

The majority (56%) of outdoor netball courts in Bolton are good quality and most of these courts are used by local clubs. Two courts at Harper Green School, three courts at ESSA Academy and four courts at Westhoughton High School are of good quality yet are unused by the community. Over a third (38%) of courts in Bolton are poor quality and all but Thornleigh Salesian College are therefore not available for community as the poor quality of courts are undesirable to clubs. There is just one site (St Joseph's Secondary School) that has standard quality courts and these courts are used by the community.

### **Demand**

There are two netball leagues operating in Bolton; a winter league that consists of 66 teams and a summer league that consists of 59 teams. There are three clubs in Bolton; Rivington Netball Club, Seven Stars Netball Club and Westhoughton Netball Club. There is also Krishna Temple Netball Team (14-17 year olds) and Jehovah Witness Netball Team that plays socially.

Rivington Netball Club use courts at Smithills Secondary School and at Bolton School. The Club has 65 members ranging from eight year olds to senior players that use courts six days a week, including senior and junior mid-week training and matches as well as weekend competitions. The Club is currently unable to accept new members as it cannot accommodate them on existing courts.

## BOLTON METROPOLITAN BOROUGH COUNCIL PLAYING PITCH ASSESSMENT

---

Seven Stars Netball Club complete in both summer and winter leagues with three senior teams and one junior team. The Club plays matches on Tuesdays and Wednesdays at Smithills Secondary School and Bolton University, and trains on courts at St James Secondary School. The Club currently has over 40 members and has seen an increase in the last three years due to securing grant funding which enabled it to attract new players through a 'Back to Netball' scheme. It continues to grow and intends to increase membership levels in the future, however the current provision for training and matches meets the demands of the club and future teams will also be accommodated at existing sites.

Westhoughton Netball Club previously played on outdoor courts at Westhoughton High School, however can no longer be accommodated at the School and have moved to Bolton College where they use indoor courts only.

The Summer League reports that the number of teams has increased in recent years due to the successful 'Back to Netball' schemes and therefore is currently at capacity. If the League had access to a facility that it could block book for its teams to play matches on Tuesdays and Wednesdays then it would be able to expand.

In addition to latent demand identified by clubs, Sport England's Segmentation Tool enables analysis of 'the percentage of adults that would like to participate in netball but are not currently doing so'. The tool identifies latent demand of 742 people. 25.2% of the population that would like to participate in netball is the segment 'Leanne - supportive singles'. Of the 742 people, 712 (96.0%) are females.

### **Netball summary**

- ◀ There are 45 outdoor netball courts located across 11 education sites in Bolton. There are three sites that are not available for community use; however these are all of poor quality therefore not desirable to clubs.
- ◀ The majority (56%) of outdoor netball courts in Bolton are good quality and most of these courts are used by local clubs.
- ◀ There are three netball clubs in Bolton; two of which use outdoor courts. Seven Stars Netball Club and Rivington Netball Club have expanded in recent years due to successful 'Back to Netball' schemes which attracted new members to the clubs. Westhoughton Netball Club previously played on outdoor courts at Westhoughton High School, however can no longer be accommodated at the School and have moved to Bolton College where they use indoor courts only.
- ◀ Seven Stars Netball Club are able to accommodate new players on existing provision, whereas Rivington Netball Club do not have sufficient number of courts and is currently unable to accept new members.
- ◀ The League reports that it is at capacity and without access to more courts during the week, it cannot accept new teams.

# **BOLTON METROPOLITAN BOROUGH COUNCIL PLAYING PITCH ASSESSMENT**

---

## **PART 12: LACROSSE**

English Lacrosse is the Governing Body of Sport for Lacrosse in England. The role of the Body is to control, promote and develop the sport Lacrosse across the country.

The only participation in Lacrosse in Bolton is at Bolton School. The School has one lacrosse pitch and numerous girls' teams that train at the School and compete in competitions across England. Bolton School is the host venue for County and National events and regularly hosts competitions.

The 2017 Women's World Cup will be held in England for the third occasion and will take place in Guildford, Surrey at the beginning of the 2017 summer. Bolton School plan to develop facilities for lacrosse (and hockey) by installing a full size sand based AGP to be used by school teams and the community.

# BOLTON METROPOLITAN BOROUGH COUNCIL

## PLAYING PITCH ASSESSMENT

### PART 13: EDUCATION

#### 13.1: Introduction

Provision of sport and recreation facilities at schools and colleges can make an important contribution to the overall stock. It is therefore important to have accurate information about the number, type, quality and availability of facilities and pitches within the education sector in the City.

The Education and Inspection Act (2006) came into force in early 2009 and amends the existing legislation within the Schools Standards and Framework Act (SSFA) 1998, which was originally introduced by the Government requiring all schools to seek approval from the Secretary of State for Education and Employment (Education and Skills since July 2001 now the Department for Children, Schools and Families) for the sale or change of use of their playing fields.

Section 77 of the SSFA protects school playing fields against disposal or change of use by requiring the prior consent of the Secretary of State before disposal or change of use may take place. The School Playing Fields General Disposal and Change of Use Consent (No.3) 2004 order highlights some limited circumstances in which the requisite approval has been delegated to the relevant local planning authority, which can decide whether the disposal or change of use meets the circumstances and criteria set out in the Consent Order<sup>22</sup>.

#### Consultation

An online survey was sent to 95 primary schools (including private and special schools) and a 65% response rate was achieved. A site visit and consultation was also carried out to all 17 secondary schools in Bolton.

#### 10.2: Current provision

Pitches located on education sites, make up 40% of the total number of pitches. The following table outlines the total number and type of playing pitches provided on all education sites within Bolton (regardless of their availability).

Table 13.1: Summary of pitches located on education sites

Analysis area	Number of pitches						
	Senior football	Youth football	Mini football	Rugby union	AGP	Cricket	Rugby league
Astley Bridge and Smithills	0	11	0	1	3	2	0
Crompton and Halliwell	1	5	2	1	1	1	0
Farnworth and Kearsley	2	6	1	0	1	1	0
Heaton, Lostock and Hulton	3	4	1	1	1	0	1
Leverhulme	1	13	1	0	3	0	0
South	2	4	0	0	2	0	0
South Turton	3	6	1	1	2	0	0

<sup>22</sup> Full and detailed guidance can be accessed at <http://www.teachernet.gov.uk/docbank/index.cfm?id=11600>

## BOLTON METROPOLITAN BOROUGH COUNCIL PLAYING PITCH ASSESSMENT

Analysis area	Number of pitches						
	Senior football	Youth football	Mini football	Rugby union	AGP	Cricket	Rugby league
Two Towns	4	8	0	0	1	2	0
Westhoughton with Chew Moor	1	5	2	0	1	0	0
<b>BOLTON</b>	<b>17</b>	<b>62</b>	<b>8</b>	<b>4</b>	<b>15</b>	<b>6</b>	<b>1</b>

The table below outlines pitches which are currently available (although not necessarily being used) for use by the community (for regular competitive fixtures by local clubs).

Table 13.2: Education pitches which are available for community use

Analysis area	Number of pitches						
	Senior football	Youth football	Mini football	Rugby union	AGP	Cricket	Rugby league
Astley Bridge & Smithills	0	11	0	1	3	2	0
Crompton & Halliwell	1	4	2	1	1	1	0
Farnworth & Kearsley	2	6	1	0	1	1	0
Heaton, Lostock & Hulton	2	2	0	1	1	0	1
Leverhulme	1	12	1	0	3	0	0
South	2	3	0	0	2	0	0
South Turton	3	6	1	1	2	0	0
Two Towns	4	6	0	0	1	2	0
Westhoughton with Chew Moor	0	1	1	0	1	0	0
<b>BOLTON</b>	<b>15</b>	<b>51</b>	<b>6</b>	<b>4</b>	<b>15</b>	<b>6</b>	<b>1</b>

Of the 113 pitches at education sites, 98 pitches (87%) are available for community use. 87% have recorded play against them and are being used, whilst 13 pitches are available however are not currently reporting usage. For example, there are 62 youth football pitches at school sites of which 51 are actually available for community use and being used.

### 13.3: Primary schools

The results of the online survey to primary schools to ascertain the quality, quantity and availability of outdoor sports pitch facilities are summarised below.

#### Quantity

The majority of responding primary/special schools (82%) have access to playing fields. Of these, 94% are located on the site of the school. The schools which report accessing pitches off site include:

- ⚡ St Paul's CE Primary School
- ⚡ St Saviour CE Primary School
- ⚡ St. Gregory's RC Primary School
- ⚡ St Marys CE Primary School



# BOLTON METROPOLITAN BOROUGH COUNCIL

## PLAYING PITCH ASSESSMENT

---

### ◀ The Valley Community Primary School

In total, 26% contain a junior football pitch and 19% have a 9v9 football pitch. Six schools also have a mini football pitch. One school has senior and junior rugby union pitches and there are also four half size AGPs.

Almost a third of primary schools (17 in total) have a generic grass field, of a suitable size which could be marked out as a playing pitch if required.

In addition, around a fifth (21%) of primary schools also have 'other' forms of outdoor sports provision. These include rounders pitches, athletics tracks and cricket pitches marked over other grass pitches, or generic playgrounds with line markings for tennis/netball/basketball.

### **Quality**

The majority of responses with regard to the condition of the playing fields are positive. Overall schools indicate that the quality is average or good with the vast majority (90%) rating grass coverage as good. More than half (68%) also rate the length of the grass as good or excellent and 72% rate line markings as good or average. However, a significant number (58%) do also report evidence of unofficial use. In addition, 36% report instances of dog fouling whilst 26% report that the drainage of grass pitches is poor.

### **Availability**

Based upon the schools that responded to the survey, 47% state that their playing fields are currently available for community use. In reality, the percentage which is actually in use is lower with 22 schools (35%) being recorded as used by local sports clubs. Schools that have grass pitches available for community use which are currently unused are:

- ◀ Eatock Primary School
- ◀ St Joseph's RC Primary School
- ◀ The Valley Community Primary School
- ◀ Walmsley Primary School

It is likely that local clubs are unaware of the availability of these pitches and/or pitch quality issues and access to changing rooms may also inhibit clubs using the pitches.

In addition there are also several primary schools (as listed below) which report community sports clubs playing on its pitches or have teams accessing pitches for midweek/weekend training although most do not have changing accommodation or car parking available:

- ◀ Beaumont Primary School
- ◀ High Lawn Primary School
- ◀ Moorgate CP School
- ◀ Our Lady of Lourdes RC Primary School
- ◀ St Bernard's RC Primary School
- ◀ St Stephen's CE Primary School
- ◀ The Orchards – Cherry Tree CP School

## BOLTON METROPOLITAN BOROUGH COUNCIL PLAYING PITCH ASSESSMENT

Only two schools report that they receive more interest to use their pitches than they can accommodate, one of which is unable to do so due to poor drainage of the pitch.

Around a third of schools (30%) report that their playing fields are unavailable for community use with reasons including; access/management issues, lack of demand and complaints from local residents.

Only one responding primary school (St Thomas of Canterbury RC) indicated that it has specific changing accommodation to service the sports facilities. However, pitches are not available for community use due to lack of local demand and are reported as poor quality.

### ***Plans to develop or expand existing provision***

Of responding schools, 32% report plans to develop or expand existing playing field provision, although only six gave detailed accounts as to specific intentions.

*Table 13.3: Primary school development plans*

<b>School</b>	<b>Summary</b>
Blackrod Church School	Would like to expand indoor hall and upgrade outdoor facilities but are restricted by budget as heating and roof require work on them.
Eagley Junior School	Upon becoming an Academy, the Council took back the large field to the side of the school, leaving them with an unused and overgrown field to the north side of the site. Plans are to bring the area back into use and fence it, yet not sure as to whether pitches would be marked out.
Haslam Park Primary School	The School is looking to develop a neighbouring disused tennis court which is owned by the Council.
St Paul's CE Primary School	Would like to improve field drainage and provide a MUGA onsite for both school and community use. Intend to do so by working with the Council and the local community and have already discussed this with Bolton Council of Mosques and St Paul's Church Community.
St Teresa's RC Primary School	Looking to improve drainage as the field is out of use for 80% of the year due to waterlogging.
Sunning Hill Primary School	Location means the School has no access to grass pitches which limits the opportunities available to children. It is planning to develop one of its playgrounds into a MUGA for school and community use and is actively seeking funding to do so.

## BOLTON METROPOLITAN BOROUGH COUNCIL PLAYING PITCH ASSESSMENT

### 13.4: Secondary schools

The following table provides a summary of the key issues and findings relating to the quality of outdoor sports provision at secondary school sites identified via consultation and research.

Table 13.4: Schools consultation summary

Site ID	School	Summary	Level of community use
62	Westhoughton High School	The School has one junior football pitch and one senior football pitch onsite, owned by the School and maintained by an external company. A semi-porous surface has three 7v7 football pitches on which an athletics track in the summer and a rounders diamond is also marked out. There are also three full size netball courts of good quality, one of three quarter size and a basketball court, both of poor quality. A local primary school uses the football pitches, whilst a local team also uses the junior pitch which is unused for curriculum PE.	Available  Grass: Unsecured
65	St Joseph's College	The School has three adult football pitches all of which are assessed as standard quality. There is one stand alone artificial cricket wicket assessed as standard quality which when in use has the boundary of the cricket pitch marked over on the football pitches. There is also a 400m athletics track marked over on the football pitches in the summer. School reports that Bolton Wanderers Academy currently accesses the site on weekends.	Available  Grass: Unsecured
63	St Catherines Academy (formerly Withins High School)	The School has two senior, two 9v9 and three 7v7 grass football pitches, all in poor condition, with the mini pitches having been out of use for a few years. There is also a good quality 3G pitch which is available for community use and a MUGA area used for hockey and netball. There is a further poor quality grass pitch with rugby posts which is currently out of use, with potential to be a junior pitch. Changing rooms are available onsite. The 3G pitch is hired out by local football teams and currently at around 60-70% capacity, whilst Bolton Rugby Club have also inquired. Grass pitches are currently used by Breightmet Wanderers, with Bolton County having expressed interest.	Available  Grass: Unsecured  3G Pitch: Secured

## BOLTON METROPOLITAN BOROUGH COUNCIL PLAYING PITCH ASSESSMENT

Site ID	School	Summary	Level of community use
60	Ladybridge High School	<p>The School has two senior football pitches and one junior football pitch. The junior pitch is shared with St Mary's Primary and was used by Ladybridge FC but no adult teams can play on site. There is a senior rugby pitch in poor condition, the worst pitch there, which Westhoughton Lions RLFC wanted to use and the club put posts up five years ago. Trojans American Football team also expressed interest to use this pitch. A cinder surface of double senior football pitch size is used in summer for athletics, although otherwise is used very little due to poor drainage. The school uses the three quarter size, sand based, astro surface AGP for much of curriculum time, which is also floodlit and subsequently is often inquired about. Car parking has taken up half of the space available, leaving four netball courts of poor quality. The cricket pitch currently has no community use but disability cricket have inquired despite poor quality outfield. Neighbouring Rumworth School come in to use the facilities and have a service level agreement with the school. All current development plans concern indoor facilities.</p>	<p>Available</p> <p>Grass: Unsecured</p> <p>AGP: Secured</p>
64	Mount Saint Josephs Business & Enterprise College	<p>Grass pitches include three senior football pitches, one of slightly smaller size, all of which are poorly drained and may be marked as 9v9 in future. These pitches are available to hire although the school receives no regular bookings. These are marked over for athletics and rounders provision in the summer. There is a full size AGP with goalposts which has a purely sand surface and is never used other than for recreational play. The school uses Farnworth CC for offsite cricket provision. Male and Female changing is available, with two showers however the quality is assessed as very poor. PE department tried to apply for funding eight years ago when the headmaster changed and subsequently it did not happen.</p>	<p>Available</p> <p>Grass: Unsecured</p> <p>AGP: Secured</p>
57	Little Lever School	<p>Community use is available. There are three football pitches - two junior and one mini - regarding which the school reports maintenance issues. A gravel surface all weather pitch remains out of use and was put in thirty years ago. There is also three tennis courts provided on site. There are four changing rooms available, two for school use which have recently been refurbished and two for community use. The School expresses the need for an artificial pitch, especially given the sand pitch is not used for formal PE or school sport at all.</p>	<p>Available</p> <p>Grass: Unsecured</p>

## BOLTON METROPOLITAN BOROUGH COUNCIL PLAYING PITCH ASSESSMENT

Site ID	School	Summary	Level of community use
66	Thornleigh Salesian College	The School has grass pitch provision consisting of three senior football pitches which are good quality, one of which is in a different area and is slightly better. Rugby matches are also played on these pitches but without posts and therefore no conversions, whilst an athletics track is marked over in summer. There is a full size sand dressed astro turf pitch with floodlights, used by Bolton Hockey Club and subject to people climbing over the fencing. Five netball courts are marked on the school yard, these host local league fixtures, however the two tennis courts are disused. The school sometimes use pitches at Bolton Rugby Club for bigger tournaments, Leverhulme Park for sports day and is looking to set up a triathlon club, possibly at Smithills School. The school reports the astro turf pitches sometimes unusable due to frost. There are changing facilities in the school for male and female.	Available Grass: Unsecured Astro: Secured
84	Bolton School	The School has junior and senior divisions, with facilities across the main site and Leverhulme Pavilion further along the road. The junior section includes one junior football pitch and one netball court, whilst the senior section then includes two further netball courts, three more junior football pitches, two senior football pitches and two rugby union pitches. There is also a lacrosse pitch, a grass cricket square, four artificial practice nets and two synthetic wickets. Athletics provision includes two sandpits, discus circle and athletics tracks which are over marked. At Leverhulme Pavilion there are eight netball courts, seven tennis courts (six shale surface and one hard court) and two three quarter size lacrosse pitches. This pavilion has two changing rooms and a small catering area. There is also a cricket pavilion on the main site with two changing rooms and an electronic scoreboard. The school maintains the facilities and employs a groundsman. Plans are to develop one or more artificial pitches.	Available Grass: Unsecured
68	St James' School	The School is council and voluntary aided and reports the facilities as well used. There are three senior grass football pitches which are used by Highfield FC and Farnworth FC who use their own goal posts. There are four tarmac netball courts and an AGP which is floodlit, marked and well used, as well as a long jump pit. An athletics track is also burned into the grass over one of the football pitches. The pitches are available for community use and all users are block bookings, although must have their own public liability insurance. The school reported drainage as an issue with the grass pitches. There is some availability on Monday evenings particularly.	Available Grass: Unsecured AGP: Secured

## BOLTON METROPOLITAN BOROUGH COUNCIL PLAYING PITCH ASSESSMENT

Site ID	School	Summary	Level of community use
56	ESSA Academy (formerly Hayward Secondary School)	The Academy has a full size 3G pitch assessed as good quality, which is hired out by various football clubs and also used by Bolton Mets RLFC. There is a tarmac MUGA beside it, marked with four badminton courts and over marked with three further tennis courts. There is a field on the banking level above these, marked with a 400m athletics track, with the academy also using Leverhulme Park for its annual sports day. In the middle of this will be junior grass football pitch, currently in the process of being seeded. All pitches are reported as good and like the school are only two years old. The academy accesses offsite cricket provision at Deane and Derby CC. The facilities onsite are available for community use and the building has a separate community use entrance. There are two changing rooms, male and female however both are running at capacity.	Available 3G: Secured
58	Sharples School	There are two senior grass football pitches on site and one 9v9 pitch both in good condition; the pitches are accessed for community use by Bolton Town FC, Eagley FC, Bradshaw FC and three local rounders teams. A sand filled, three quarter size MUGA is maintained by Serco and was lottery funded. There is a shale surfaced area which is marked with a running track for athletics use, in addition to four netball courts which have four tennis courts marked over them. Athletics provision is also accessed off site at Leverhulme Park. The school plans to develop a 3G pitch onsite in conjunction with Bolton Wanderers as part of a joint bid for Sport England funding, remarking that there is a limited number of 3G pitches in the area.	Available Grass: Unsecured MUGA: Secured
61	Turton High School & Media Arts College	The School currently has provision of three grass football pitches, made up of two junior football pitches owned by the council and one adult football pitch owned by the school itself. The pitches have drainage issues and it has been several years since any maintenance work was carried out. There is a half size astro turf pitch on which hockey is played, although this is due for some maintenance. All pitches are well used during weekdays for curriculum time. There is a shale type surfaced area which is not used at all. The school would like to replace this with another astro turf pitch. Other potential plans include new pitches near Bromley Cross which work has not yet started on, as the school has been approached to see if they would make use of them.	Available Grass: Unsecured Astro: Secured

## BOLTON METROPOLITAN BOROUGH COUNCIL PLAYING PITCH ASSESSMENT

Site ID	School	Summary	Level of community use
16	Harper green School	<p>Grass pitch provision at the school includes an adult, a mini and two junior football pitches, all of good quality with some community users although the mini pitch is used only for recreational play. A 200m athletics track is marked over the pitches in summer and four shot put sectors. In addition there is a long jump pit, discus circle and three rounders pitches which are marked over the grass pitches. The school would like to explore the possibility of giving the mini pitch to the neighbouring Ferns Primary School in return for funds with which to develop the unused shale area in some way.</p> <p>The school also uses neighbouring Harper Green Playing Fields pitches owned and maintained by the Council. Here there is one adult grass football pitch around which is an athletics track, three more adult football pitches of average quality and a full size, sand based AGP with floodlights.</p>	<p>Available</p> <p>Grass: Unsecured</p>
59	Smithills School	<p>The School operates the facilities until 5pm, after which it is maintained and run by another party. It has four junior intermediate grass football pitches on site, some of which have drainage issues, one had drainage work done approximately eight years ago. Similarly there is a grass rugby pitch which has poor drainage and the school subsequently loses around four fixtures a season on it. There is an additional adult football pitch used by the school sixth form section. Outdoors are four netball courts, three of which are floodlit and used for local league matches in the evenings and school recreational play at lunch times. In summer the grass pitches are marked over with an athletics track, rounders diamonds and there is also a poor quality long jump pit, as well as a cricket square cut by the school and additional maintenance done by Countrywide. There is access to eight dry changing rooms within the school sports centre.</p>	<p>Available</p> <p>Grass: Unsecured</p>
69	Rivington & Blackrod School	<p>On site there is currently one junior and two youth football pitches, which in summer are marked over with 300m and 250m athletics tracks. The front field where the junior pitch is located also has an artificial cricket wicket for summer use and all the grass pitches have good drainage. Rugby is played at the school but they have no posts. There is a shale surfaced area which is reported as poor quality. Outdoor courts include three netball which are over marked with three tennis, one of which is of poor quality, with a further three tennis courts which remain up all year. Facilities are maintained by ground staff who mark the lines. There are two sets of changing rooms although one set of male and female changing is small and dated.</p>	<p>Available</p> <p>Grass: Unsecured</p>

## BOLTON METROPOLITAN BOROUGH COUNCIL PLAYING PITCH ASSESSMENT

Site ID	School	Summary	Level of community use
67	Canon Slade Secondary School & 6 <sup>th</sup> Form College	The School has onsite three adult football pitches, one junior 9v9 football pitch and one rugby union pitch, with all pitches being owned by the school and maintained by contractors Greendale Field Maintenance. The pitches are marked over in summer with both 300m and 400m athletics tracks, whilst a separate area contains three long jump pits and tracks and a cinder surfaced section used for high jump. The football pitches have significant drainage issues, often out of use for months over winter in the case of consistent heavy rain and currently discussing with Lancashire FA whilst still looking for funding. The school has six football teams, hosting around three games a week, with six rugby union teams playing infrequently. Other users include FC Strikerz, Hall 'ith Wood FC and rounders teams. There is also a full size sand filled AGP with floodlights, used well by school teams and for curriculum, in addition to FC Strikerz, Bolton County FC and Bolton Hockey Club. The carpet was reported as requiring replacement due to showing noticeable yet not severe splitting. This pitch has capacity on Friday evenings. The school is hoping to refurbish the AGP in addition to the grass pitch drainage. There are also five tarmac tennis courts used for curriculum netball, school tennis matches in summer and Bradshaw, Longsight and Hawkshaw tennis clubs.	Available  Grass: Unsecured  AGP: Secured

### 13.5: University

Bolton University has a town centre campus with indoor sports facilities at Bolton One, part of which it owns and operates alongside the Council. The University competes in the British Universities and Colleges Sport (BUCS) competitions. BUCS matches are predominantly played on a Wednesday afternoon. All BUCS outdoor matches are played at venues elsewhere in Bolton and beyond as the University has no outdoor sports provision onsite.

The three University football teams play most home games at Old Boltonians AFC with whom the University has a good link; however, there is no nominated home ground as such. A team has is yet to play on a grass pitch this season due to the bad weather and as a result the University has decided to switch to 3G pitch rental at St Catherine's Academy and Ladybridge FC. Training takes place on the 3G pitch at ESSA Academy on Friday nights as this is the only available booking, where all three teams use the pitch together for two hours. The University report it now prefers to look for private artificial pitches for fixtures due to the poor quality of council pitches and their urgency to cancel fixtures.



## BOLTON METROPOLITAN BOROUGH COUNCIL PLAYING PITCH ASSESSMENT

---

Bolton University RFC plays home games at Bolton RFC. The team has no dedicated training night but trains with Bolton RFC once each week as part of an agreement between the two parties to cater for and develop rugby union in the area. Bolton University pays an annual sum to Bolton RFC for the rental of pitches and to accommodate university players as part of the club set up, which field its fourth team as a primarily student side in the local Saturday league. This also covers access to changing facilities onsite, officials room, medical room and the clubhouse. The pitches at Avenue Street are reported to be of good quality.

The mens hockey team usually plays home fixtures at Harper Green School, however, the University has found that most AGPs in the area are inaccessible during the afternoons due to being on school sites. The team trains on the same pitch for two hours on Monday nights, with two hours on Wednesday for matches. The University reports that most sand based AGPs in the area are poor quality. The quality of facilities at Harper Green are poor, with floodlight damage and issues regarding their operation and availability meaning the team has been travelling to Manchester to use the National Hockey Centre in order to comply with BUCS regulations. They regularly experience goals broken, dog fouling, ball bearing pellets on the pitch and youths on bikes creating an intimidating atmosphere, which subsequently caused the disbanding of the ladies team last season.

Bolton University would like to develop outdoor pitches offsite and are in very early stages of discussing ideas for at least a 3G pitch, possibly on the old Chadwick Campus which has since been demolished.

### Education summary

- ◀ The majority of primary/special schools (82%) have access to playing fields.
- ◀ Of the 47% of Primary Schools currently available for community use, 22 have actual regular community use, and 4 have no current use of their playing pitches. The reasons for lack of use include; no demand, drainage issues, lack of changing or toilet facilities and poor car parking availability.
- ◀ 17 primary schools (27%) have a generic grass area that would be suitable to mark out one or more additional playing pitches.
- ◀ 21% of primary schools have 'other' forms of outdoor sports facilities. These include rounders pitches, athletics tracks and cricket pitches marked over existing grass pitches, or generic playgrounds with various line markings.
- ◀ Secondary schools make a significant contribution to the overall provision of outdoor sports facilities in Bolton. Where schools provide AGPs they are all available for community use.
- ◀ The quality and quantity of playing fields at school sites varies across the Borough. Where pitches are assessed as poor quality the most common factor is poor quality pitch drainage which often dictates the level of curricular, extracurricular and community use.
- ◀ Several secondary schools have dated and subsequently unused or underused artificial surface pitches, such as sand, shale or gravel. There is potential for the space to be developed to put more usable AGP pitches in their place.
- ◀ Bolton University would like to develop outdoor pitches, particularly a 3G pitch, possibly on its old Chadwick Street Campus. The area is however largely residential which could cause issues regarding floodlighting.
- ◀ All University football, hockey and rugby union teams play away from the University due to having no outdoor provision onsite, often travelling significant distances.

# BOLTON METROPOLITAN BOROUGH COUNCIL PLAYING PITCH ASSESSMENT

## APPENDIX 1: CONSULTEE LIST

Organisation	Name	Designation
Academy Juniors Girls & Ladies Football Club	Steven Hickman	Chair
AFC Masters	Ian Massingham	Secretary
All Saints CoE Primary School		Head Teacher
Astley Bridge Cricket Club	Barrie Cryer	Secretary
Astley Bridge Football Club	Andrew Tait	Secretary
Beaumont Primary School		Head Teacher
Blackrod Cricket Club	Chris Sanderson	Secretary
Blackrod Church School		Head Teacher
Blackrod Primary School		Head Teacher
Blackshaw Primary School		Head Teacher
Bolton & Bury District Football League	Mrs Lesley Allon	General Secretary & Charter Standard
Bolton & District Bowling League	Alan Hamer	Treasurer
Bolton & District Cricket Association	Peter Crook	Secretary
Bolton & District Sunday Football League	Carl Cover	Secretary
Bolton Arena	Sue Hayes	Programme Manager
Bolton Cricket Club	James Walton	Secretary
Bolton Cosmopolitan Cricket League	Harry Brown	Secretary
Bolton Council	Glenn Keeley	Get Into Football Officer
Bolton Council	Malcolm Russell	Head of Services
Bolton Council	Phillip Pennil	Sport & Active Living
Bolton Council	Trevor Pledger	Project Team Member
Bolton Council	Anne Marie Taylor	Principle Sports Development Officer
Bolton Council	Graham Marshall	Principle Sports Development Officer
Bolton Council	Osman Hassan	Community Sports Development Officer
Bolton Council	Ian Davies	Community Sports Development Officer
Bolton Council	Ged Kelly	Asset Manager
Bolton Council	Tim Hill	Chief Planning and Housing Officer
Bolton County Boys Football Club	Steven Hill	Secretary
Bolton County Football Club	Peter Hampson	Secretary
Bolton Cricket League	Ray Taylor	Secretary
Bolton Harriers Athletics Club	Andy Ritchie	Secretary
Bolton Hockey Club	Vicky Dean	Coaching Organiser
Bolton Lads & Girls Club	Rachel Burke	Sport Development Manager
Bolton Metropolitan Cricket League	Usman Patel	Treasurer
Bolton Mets Rugby League Football Club	Glen Jones	Chairman
Bolton Mills Bowling Competition	Keith Andrews	Secretary

## BOLTON METROPOLITAN BOROUGH COUNCIL PLAYING PITCH ASSESSMENT

Organisation	Name	Designation
Bolton NHS	Garrie Prosser	Healthy Living Manager
Bolton Parish Church School		Head Teacher
Bolton Rugby Union Football Club	Jon-Paul Hardman	Senior Rugby Chairman
Bolton Sports & Physical Activity Alliance	Councillor Chris Peacock	Chairman
Bolton Sports Federation Over 35's Football League	John Riley	Secretary
Bolton Sports Federation Rounder's League	Melanie Berry	Secretary
Bolton St Catherine's Academy	Barry Leese	Sports Games Organiser
Bolton United Football Club	Salim Mitha	Secretary
Bolton University	Mollie Percival	Sports, Health & Physical Activity Officer
Bolton University	Anna Fitzpatrick	Head of Sport
Bolton Wanderers Community Trust	Ian Laithwaite	Head of Community Trust
Bolton Wanderers Community Trust	Ian Laithwaite	Head of the Community Trust
Bolton Wyresdale Football Club	Aamar Ahmed	Secretary
Bowness C/P School		Head Teacher
Brandwood Community School		Head Teacher
Brightmet United Football Club	Dawn Wilcox	Secretary
Brightmet Wanderers AFC	Elaine Dolan	Secretary
Bromley Cross Football Club	Eric Needham	Chairman
Brownlow Primary School		Head Teacher
BSF Summer League	Elaine Shackleton	Secretary
BSF Tennis League	Diane Hardman	Chair
C.M.B. Sports Club Football Club	Ian Haggart	Secretary
Canon Slade CofE Secondary School	Simon Rees	Client for Trustees
Castle Hill Football Club	Jason Craig	Secretary
Castle Hill Primary School		Head Teacher
Cattle Market Wanderers Football Club	James Bottomley	Secretary
Chorley New Road Primary School		Head Teacher
Claypool Primary School		Head Teacher
Daisy Hill Cricket Club	Neil Redford	Chair
Daisy Hill Football Club	Robert Naylor	Secretary
Daisy Hill Junior Football Club	Jeff Pilkington	Secretary
Darcy Lever Cricket Club	Darren Brown	Treasurer
Deane & Derby Cricket Club	Ismail Kala	Secretary
Devonshire Road Primary School		Head Teacher
Eagley Cricket Club	Carol Wilcox	Hon. Secretary
Eagley Football Club	Philip Morley	Secretary
Eagley Junior School		Head Teacher
Eatock Primary School		Head Teacher
ECB	Daniel Musson	Facilities & Investment Manager
Egerton Cricket Club	Dave Fairclough	Secretary
England Hockey	Julie Longden	Relationship Manager

## BOLTON METROPOLITAN BOROUGH COUNCIL PLAYING PITCH ASSESSMENT

Organisation	Name	Designation
ESSA Academy	Dave Purnell	Head Teacher
F/worth Social Circle Cricket Club	John Barrow	Secretary
Farnworth Cricket Club	Phillip Speak	Secretary
Farnworth Town Football Club	Jason Tyldesley	Chair
FC Strikerz	Alison Timmons	Secretary
Gaskell Community Primary School		Head Teacher
Get Into Football Officer	Glenn Keeley	Bolton Council
Harper Green School	Steve Caldwell	Sports Games Organiser
Harwood Meadows Primary School		Head Teacher
Haslam Park Primary School		Head Teacher
Heathfield CPS		Head Teacher
Heaton Vipers Football Club	David Grundy	Secretary
High Lawn Primary School		Head Teacher
Highfield Football Club	Mandy Ball	Secretary
Highfield Primary School		Head Teacher
Holy Infant & St Anthony RC Primary School		Head Teacher
Horwich RMI Athletics Club	Pete Ramsdale	Secretary
Horwich RMI Cricket Club	Dave Fairbrother	Secretary
Horwich RMI Football Club	John Sumner	Secretary
Horwich RMI Juniors Football Club	Matt Challands	Treasurer
Horwich St. Marys Football Club	Tom Allon	Secretary
Johnson Fold Primary School		Head Teacher
Kearsley Cricket Club	Shaun Lomax	Secretary
Kearsley West Primary School		Head Teacher
Ladybridge Football Club	Steve Hill	Chairman
Ladybridge High School	Maryon O'Donnell	Sports Games Organiser
Lancashire Amateur League	Peter Duffy	Secretary
Lancashire Cricket Board	Bobby Denning	Assistant Director/Head of Development
Lancashire FA	Peter Wild	Football Development Officer
Little Lever Cricket Club	Andrea Moxon	Secretary
Little Lever School	John Adams	Bursar
Little Lever Sports Club (Football)	Philip Hardman	Secretary
Little Lever Sports Club (Rounders)	Sue Bingham	Secretary
Lonsight Methodist Tennis Club	Alan Prince	Secretary
Lostock Cricket Club	Rob Lucas	Chair
Lostock Primary School		Head Teacher
Lostock Rugby Club	Barry Jubb	Secretary
Lourdes Football Club	Tracy Barrick	Secretary
LTA	Scott Reid	Tennis Development Manager
Markland Hill CP School		Head Teacher
Moorgate CP School		Head Teacher
Moss Bank Football Club	Marcus Howath	Chairman/secretary

## BOLTON METROPOLITAN BOROUGH COUNCIL PLAYING PITCH ASSESSMENT

Organisation	Name	Designation
Mount St Joseph Business & Enterprise College	Dave Benson	Sports Games Organiser
Our Lady Of Lords RCP School		Head Teacher
Oxford Grove Football Club	Gary Brooks	Secretary
Pikes Lane Primary		Head Teacher
PLCC Nomads	Zahid Patel	Secretary
Red Lane Primary School		Head Teacher
RFU	Tom Bartram	Area Facilities Manager
RFU	Andrew Soutar	Development Officer
Ringley Park Rangers Football Club	Sue Colbeck	Secretary
Rivington & Blackrod High School	Sue Archibald	Sports Games Organiser
Rivington Netball Club	Sam Inman	Treasurer
Saint Mary's RC Primary School		Head Teacher
Serco Leisure	Sally Kurton	Leisure Manager
Seven Stars Netball	Minaxi Patel	Secretary
Sharples Football Club	Dave Haywood	Secretary
Sharples Primary School		Head Teacher
Sharples School	Ivor Altdorf	Head of PE
Smithills School	Tracey Wormald	Sports Games Organiser
Spindle Point Primary School		Head Teacher
St Andrews CEP		Head Teacher
St Bernard's R.C. Primary School		Head Teacher
St Catherine's CEP School		Head Teacher
St Ethelbert's RC Primary School		Head Teacher
St James CE high School	Sarah Grange	Sports Games Organiser
St Joseph's RC High School and Sports College	Anthony Turner	Sports Games Organiser
St Joseph's RC Primary School		Head Teacher
St Marys CoE Primary School		Head Teacher
St Mary's Deane Primary School		Head Teacher
St Matthew's CE Primary School		Head Teacher
St Maxentius CEP School		Head Teacher
St Michael's CoE		Head Teacher
ST Paul's CE Primary School		Head Teacher
St Peters Smithills Dean CoE Primary School		Head Teacher
St Saviour CE Primary School		Head Teacher
St Stephen CE Primary School		Head Teacher
St Teresas Primary School		Head Teacher
St Thomas of Canterbury RC Primary School		Head Teacher
St. Bartholomew's CoE Primary School		Head Teacher
St. Columba's Catholic Primary School		Head Teacher
St. Gregory's RCP		Head Teacher
St.Thomas CEP School		Head Teacher
Sunning Hill Primary School		Head Teacher
Tempest United Football Club	Alan Westhead	Fixtures Secretary

## BOLTON METROPOLITAN BOROUGH COUNCIL PLAYING PITCH ASSESSMENT

Organisation	Name	Designation
The Ferns Primary Academy		Head Teacher
The Gates Primary School		Head Teacher
The Oaks Primary School		Head Teacher
The Orchards Cherry Tree CP School		Head Teacher
The Valley Primary School		Head Teacher
Thornleigh AFC	John Goodier	Secretary
Thornleigh Salesian College	Chris Dyson	Sports Games Organiser
Tika Taka Football Club	Rebecca Berry	Secretary
Tonge Football Club	Brain Herrity	Secretary
Tonge Moor Primary School		Head Teacher
Turton Football Club	Ernest Charnock	Secretary
Turton High School Media Arts College	Mr John Porteous	Head Teacher
Walmsley Primary School		Head Teacher
Washacre Primary School		Head Teacher
Westhoughton Cricket Club	John Harrison	Secretary
Westhoughton High School	Carol Smith	Sports Games Organiser
Westhoughton Lions Rugby League Club	John Thompson	Secretary
Westhoughton Netball Club	Elaine Shackleton	Secretary

# BOLTON METROPOLITAN BOROUGH COUNCIL

## PLAYING PITCH ASSESSMENT

---

### APPENDIX 2: SPORTING CONTEXT

The following section outlines a series of national, regional and local policies pertaining to the study and which will have an important influence on the Strategy.

#### National context

##### ***Sport England: A Sporting Habit for Life (2012-2017)***

In 2017, five years after the Olympic Games, Sport England aspires to transforming sport in England so that it is a habit for life for more people and a regular choice for the majority. The strategy will:

- ◀ See more people starting and keeping a sporting habit for life
- ◀ Create more opportunities for young people
- ◀ Nurture and develop talent
- ◀ Provide the right facilities in the right places
- ◀ Support local authorities and unlock local funding
- ◀ Ensure real opportunities for communities

##### ***Sport England Strategy (2011/12 – 2014/15)***

The vision is for England to be a world leading sporting nation where many more people choose to play sport. There are five strategic themes including:

- ◀ Maximise value from current NGB investment
- ◀ Places, People, Play
- ◀ Strategic direction and market intelligence
- ◀ Set criteria and support system for NGB 2013-17 investment
- ◀ Market development

##### ***Sport England Youth and Community Strategy 2012 – 2017***

Launched in January 2012 the strategy sets out how Sport England will invest over one billion pounds of National Lottery and Exchequer funding during the five year plan period. The investment will be used to create a lasting community sport legacy by growing sports participation at the grassroots level following the 2012 London Olympics.

The aim by 2017 is to ensure that playing sport is a lifelong habit for more people and a regular choice for the majority. A specific target is to increase the number of 14 to 25 year olds playing sport. To accomplish these aims the strategy sets out a number of outcomes:

- ◀ 4,000 secondary schools in England will be offered a community sport club on its site with a direct link to one or more NGBs, depending on the local clubs in a school's area.
- ◀ County sports partnerships will be given new resources to create effective links locally between schools and sport in the community.
- ◀ All secondary schools that wish to do so, will be supported to open up, or keep open, their sports facilities for local community use and at least a third of these will receive additional funding to make this happen.
- ◀ At least 150 further educational colleagues will benefit from a full time sports professional who will act as a College Sport Maker.

# BOLTON METROPOLITAN BOROUGH COUNCIL

## PLAYING PITCH ASSESSMENT

---

- ◀ Three quarters of university students aged 18-24 will get the chance to take up a new sport or continue playing a sport they played at school or college.
- ◀ A thousand of our most disadvantaged local communities will get a Door Step Club.
- ◀ Two thousand young people on the margins of society will be supported by the Dame Kelly Holmes Legacy Trust into sport and to gain new life skills.
- ◀ Building on the success of the Places People Play, a further £100 million will be invested in facilities for the most popular sports.
- ◀ A minimum of 30 sports will have enhanced England Talent Pathways to ensure young people and others fulfil their potential.

### ***National Planning Policy Framework***

The National Planning Policy Framework (NPPF) sets out planning policies for England. It details how these changes are expected to be applied to the planning system. It also provides a framework for local people and their councils to produce distinct local and neighbourhood plans, reflecting the needs and priorities of local communities.

The NPPF states the purpose of the planning system is to contribute to the achievement of sustainable development. It identifies that the planning system needs to focus on three themes of sustainable development: economic, social and environmental. A presumption in favour of sustainable development is a key aspect for any plan-making and decision-taking processes. In relation to plan-making the NPPF sets out that Local Plans should meet objectively assessed needs.

The 'promoting healthy communities' theme identifies that planning policies should be based on robust and up-to-date assessments of the needs for open space, sports and recreation facilities and opportunities for new provision. Specific needs and quantitative and qualitative deficiencies and surpluses in local areas should also be identified. This information should be used to inform what provision is required in an area.

As a prerequisite the NPPF states existing open space, sports and recreation sites, including playing fields, should not be built on unless:

- ◀ An assessment has been undertaken, which has clearly shown that the site is surplus to requirements.
- ◀ The loss resulting from the proposed development would be replaced by equivalent or better provision in terms of quantity and quality in a suitable location.
- ◀ The development is for alternative sports and recreational provision, the needs for which clearly outweigh the loss.

In order for planning policies to be 'sound' local authorities are required to carry out a robust assessment of need for open space, sport and recreation facilities. The methodology to undertake such assessments should be informed by best practice including Sport England's Guidance 'Developing a Playing Pitch Strategy' and 'Assessing Needs and Opportunities: A Companion Guide to PPG17'. Despite PPG17 being replaced by the NPPF, the Companion Guide still offers relevant guidance about undertaking a needs assessment.

### ***A Sporting Future for the Playing Fields of England***

It is Sport England's policy to object to any planning application, which will result in the loss of a playing field, unless it meets one of five exceptions as defined in 'A Sporting Future for the Playing Fields of England'. Protection of playing fields was enhanced in



## **BOLTON METROPOLITAN BOROUGH COUNCIL PLAYING PITCH ASSESSMENT**

---

1998 with Circular 9/98 (replaced in 2009 by Circular 02/09), which stipulates that where a local authority is minded to grant planning permission against Sport England's advice on land owned by a local authority or used for educational purposes, then the application should be referred to the relevant Government Office for possible 'call in'.

### ***The FA National Game Strategy (2011 – 2015)***

The Football Association's (FA) National Game Strategy provides a strategic framework that sets out key priorities, expenditure proposals and targets for the national game (i.e., football) over a four year period. The main issues facing grassroots football are identified as:

- ◀ Growth and retention (young and adult players)
- ◀ Raising standards and behaviour
- ◀ Better players
- ◀ Running the game
- ◀ Workforce
- ◀ Facilities

'The National Game Strategy' reinforces the urgent need to provide affordable, new and improved facilities in schools, clubs and on local authority sites. Over 75% of football is played on public sector facilities. The leisure budgets of most local authorities have been reduced over recent years, resulting in decaying facilities that do not serve the community and act as a disincentive to play football. The loss of playing fields has also been well documented and adds to the pressure on the remaining facilities to cope with the demand, especially in inner city and urban areas.

The growth of the commercial sector in developing custom built five-a-side facilities has changed the overall environment. High quality, modern facilities provided by Powerleague, Goals and playfootball.net for example, have added new opportunities to participate and prompted a significant growth in the number of five-a-side teams in recent years.

### ***The FA National Facilities Strategy (2013 – 2015)***

The recently launched National Facilities Strategy sets out the FA's long term vision for development of facilities to support the National Game. It aims to address and reflect the facility needs of football within the National Game. The National Game is defined as all non-professional football from Steps 1-7 of the National League System down to recreational football played on open public space. The role of facilities will be crucial in developing the game in England. One of the biggest issues raised from 'the Big Grassroots Football Survey' by that of 84% respondents, was 'poor facilities'.

The FA's vision for the future of facilities in England is to build, protect and enhance sustainable football facilities to improve the experience of the nation's favourite game. It aims to do this by:

- ◀ Building - Provide new facilities and pitches in key locations to FA standards in order to sustain existing participation and support new participation.
- ◀ Protecting -Ensure that playing pitches and facilities are protected for the benefit of current and future participants.

## BOLTON METROPOLITAN BOROUGH COUNCIL PLAYING PITCH ASSESSMENT

---

- ◀ Enhancing - Invest in existing facilities and pitches, ensuring that participation in the game is sustained as well as expanded.

The Strategy commits to delivering in excess of £150m (through Football Foundation) into facility improvements across the National Game in line with identified priorities:

- ◀ Natural grass pitches improved – target: 100
- ◀ A network of new AGPs built – target 100
- ◀ A network of refurbished AGPs – target 150
- ◀ On selected sites, new and improved changing facilities and toilets
- ◀ Continue a small grants programme designed to address modest facility needs of clubs
- ◀ Ongoing support with the purchase and replacement of goalposts

It also commits to:

- ◀ Direct other sources of investment into FA facility priorities
- ◀ Communicate priorities for investment across the grassroots game on a regular basis
- ◀ Work closely with Sport England, the Premier League and other partners to ensure that investment is co-ordinated and targeted

### ***Grounds to Play – England and Wales Cricket Board (ECB) Strategic Plan (2010 – 2013)***

‘Grounds to Play’ continues to focus on the four pillars, as identified in the ECB’s previous strategy: Building Partnerships. The pillars are:

- ◀ Energising people and partnerships to deliver national goals at local level:
  - ◀ Having streamlined the management of ECB and established County Cricket Boards, where feasible, services currently provided from the centre will be transferred to County Boards;
  - ◀ Enhance asset growth through continuing interest free loans to community clubs, expanding NatWest Cricket Force, seeking to support corporate or public sector cricket grounds under threat of closure through the England and Wales Cricket Trust, and seeking to expand partnerships for Indoor Cricket.
- ◀ Vibrant domestic game.
- ◀ Enhancing facilities, environments and participation:
  - ◀ The focus of this plan is on providing facilities to sustain participation levels rather than increasing participation;
  - ◀ The Cricket Foundation’s ‘Chance to Shine’ programme has been an outstanding success in reintroducing cricket into state schools. ECB will prioritise investment in the programme;
  - ◀ To further expand club/ school links and position a cricket club at the heart of a community, ECB will provide £1.5 million per annum capital improvement grants to local clubs that make their club facilities available to its local community and to local schools.
- ◀ Successful England teams.

## BOLTON METROPOLITAN BOROUGH COUNCIL PLAYING PITCH ASSESSMENT

---

The following actions executed during the duration of Building Partnerships provide a strong base for this plan. Actions include:

- ◀ Streamlining ECB governance
- ◀ Building participation by more than 20% per annum (as measured through ECB focus clubs and County Cricket Boards)
- ◀ Developing women's cricket
- ◀ Attracting volunteers
- ◀ Expanding cricket's spectator base
- ◀ Introducing grants and loans to clubs
- ◀ Developing disabilities cricket

This plan therefore influences 'Grounds to Play' in the areas of facilities and coaches, which is where ECB investment will be focussed. Partnership funding and support will play a key role in the delivery of actions and maintaining the strength of the pillars.

### ***The Rugby Football Union National Facilities Strategy (2013-2017)***

The recently launched RFU National Facility Strategy 2013-2017 provides a framework for development of high-quality, well-managed facilities that will help to strengthen member clubs and grow the game in communities around them. In conjunction with partners, this strategy will assist and support clubs and other organisations, so that they can continue to provide quality opportunities for all sections of the community to enjoy the game. It sets out the broad facility needs of the sport and identifies investment priorities to the game and its key partners. It identifies that with 470 grass root clubs and 1500 players there is a continuing need to invest in community club facilities in order to:

- ◀ Create a platform for growth in club rugby participation and membership, especially with a view to exploiting the opportunities afforded by RWC 2015.
- ◀ Ensure the effectiveness and efficiency of rugby clubs, through supporting not only their playing activity but also their capacity to generate revenue through a diverse range of activities and partnerships.

In summary the priorities for investment which have met the needs of the game for the Previous period remain valid:

- ◀ Increase the provision of changing rooms and clubhouses that can sustain concurrent adult and junior male and female activity at clubs
- ◀ Improve the quality and quantity of natural turf pitches and floodlighting
- ◀ Increase the provision of artificial grass pitches that deliver wider game development

It is also a high priority for the RFU to target investment in the following:

- ◀ Upgrade and transform social, community and catering facilities, which can support the generation of additional revenues
- ◀ Facility upgrades, which result in an increase in energy-efficiency, in order to reduce the running costs of clubs
- ◀ Pitch furniture, including rugby posts and pads, pitch side spectator rails and grounds maintenance equipment

# BOLTON METROPOLITAN BOROUGH COUNCIL

## PLAYING PITCH ASSESSMENT

---

### ***The Rugby Football League Facility Strategy***

The RFL's Facilities Strategy was published in 2011. The following themes have been prioritised:

- ◀ Clean, Dry, Safe & Playable
- ◀ Sustainable clubs
- ◀ Environmental Sustainability
- ◀ Geographical Spread
- ◀ Non-club Facilities

The RFL Facilities Trust website [www.rflfacilitiestrust.co.uk](http://www.rflfacilitiestrust.co.uk) provides further information on:

- ◀ The RFL Community Facility Strategy
- ◀ Clean, Dry, Safe and Playable Programme
- ◀ Pitch Size Guidance
- ◀ The RFL Performance Standard for Artificial Grass Pitches
- ◀ Club guidance on the Annual Preparation and Maintenance of the Rugby League Pitch

Further to the 2011 Strategy detail on the following specific programmes of particular relevance to pitches and facility planning are listed below and can be found via the trust link (see above):

- ◀ The RFL Pitch Improvement Programme 2013 – 2017
- ◀ Clean, Dry and Safe programmes 2013 - 2017

### ***England Hockey (EH)***

*'The right pitches in the right places'<sup>23</sup>*

In 2012, EH released its facility guidance which is intended to assist organisations wishing to build or protect hockey pitches for hockey. It identifies that many existing hockey AGPs are nearing the end of their useful life as a result of the installation boom of the 90's. Significant investment is needed to update the playing stock and protect the sport against inappropriate surfaces for hockey as a result of the rising popularity of AGPs for a number of sports. EH is seeking to invest in, and endorse clubs and hockey providers which have a sound understanding of the following:

- ◀ Single System – clubs and providers which have a good understanding of the Single System and its principles and are appropriately places to support the delivery.
- ◀ ClubsFirst accreditation – clubs with the accreditation are recognised as producing a safe effective and child friendly hockey environment
- ◀ Sustainability – hockey providers and clubs will have an approved development plan in place showing their commitment to developing hockey, retaining members and providing an insight into longer term goals. They will also need to have secured appropriate tenure.

---

23

<http://englandhockey.co.uk/page.asp?section=1143&sectionTitle=The+Right+Pitches+in+the+Right+Places>