



Planning research

People in Bolton

2011 Census Factfile no. 8

Qualifications

Communicating research and
sharing knowledge

People in Bolton 2011 Census

Qualifications Factfile – February 2014

People in Bolton factfiles provide key facts and figures about people who live or work in the borough of Bolton. These current factfiles are based on information from the most recent Census in 2011.

Other related publications, including more detailed information on a range of topics can be accessed at: www.bolton.gov.uk/researchandinformation

The latest census was held on Sunday 27 March 2011, with results released from July 2012 onwards. This briefing note outlines the key issues on country of birth.

The factfile is set out in the following sections:

1. Summary.....	2
2. Introduction	2
3. Qualifications in Bolton	3
4. Qualifications & Age	0
5. Changing Qualifications	3
6. Distribution of Qualifications	5

For more information contact:

Planning Strategy Team
Development and Regeneration
5th Floor
Town Hall
Tel: 01204 336107
Email: censushelp@bolton.gov.uk

1. Summary

- The highest level of qualification is derived from the question asking people to indicate all types of qualifications held. People were also asked if they held foreign qualifications and to indicate the closest equivalent.
- In Bolton in 2011 **57,900** people aged 16 or over had no qualifications, roughly **26%** of the population. People in Bolton were also more likely to be qualified to **level 1** or have **apprenticeships**, and significantly less likely to be qualified to **level 4+**. There were similar levels of people qualified to **levels 2 & 3**.
- The proportion of the population with no qualifications increases with age – with just 13% of 16-24 year olds in Bolton having **no qualifications** at all compared to 57% of those aged 65+. 16-24 year olds were most likely to be qualified to just level 2 (GCSE or equivalent), whilst the proportion of those with **level 4+** peaked in ages 25-34, going steadily downwards as the age groups grow older.
- People in Bolton aged 16 and over in 2011 were significantly less likely to have **no qualifications**, and **levels 1 & 2** or **'other'** qualifications than in 2001. They were significantly more likely to have **levels 3 & 4+** qualifications.
- The majority of people who have **no qualifications** live in the central areas of Bolton, including Crompton, Halliwell, Tonge with the Haulgh, Great Lever, Rumworth, Brightmet and Farnworth. Conversely people with **level 4+** qualifications were more likely to live in the outer areas of the borough, including Horwich North East, Smithills, Bromley Cross as well as Heaton & Lostock.

2. Introduction

The census has collected information about the population every 10 years since 1801 (except in 1941). The latest census in England and Wales took place on **27 March 2011**.

Census statistics describe the characteristics of an area, such as how many men and women there are and their ages. The statistics are used to understand similarities and differences in population characteristics locally, regionally and nationally, and inform policy and planning.

Information in this factfile is derived from the question asking people to indicate all types of qualifications held. (People were also asked if they held foreign qualifications and to indicate the closest equivalent). There were 12 response options (plus 'no qualifications') covering professional and vocational qualifications and a range of academic qualifications. These are combined into five categories for the highest level of qualification, plus a category for no qualifications and one for 'others' not previously covered. The first part of the analysis looks at 'highest level of qualification achieved', there is also data that at *all* qualifications gained (which a person could conceivably have more than one answer). It also looks at qualification levels by age in order to gain a more in-depth perspective on different skills levels within the population.

For information on how qualifications are grouped & compared (the National Qualification Framework) see <https://www.gov.uk/what-different-qualification-levels-mean>

3. Qualifications in Bolton

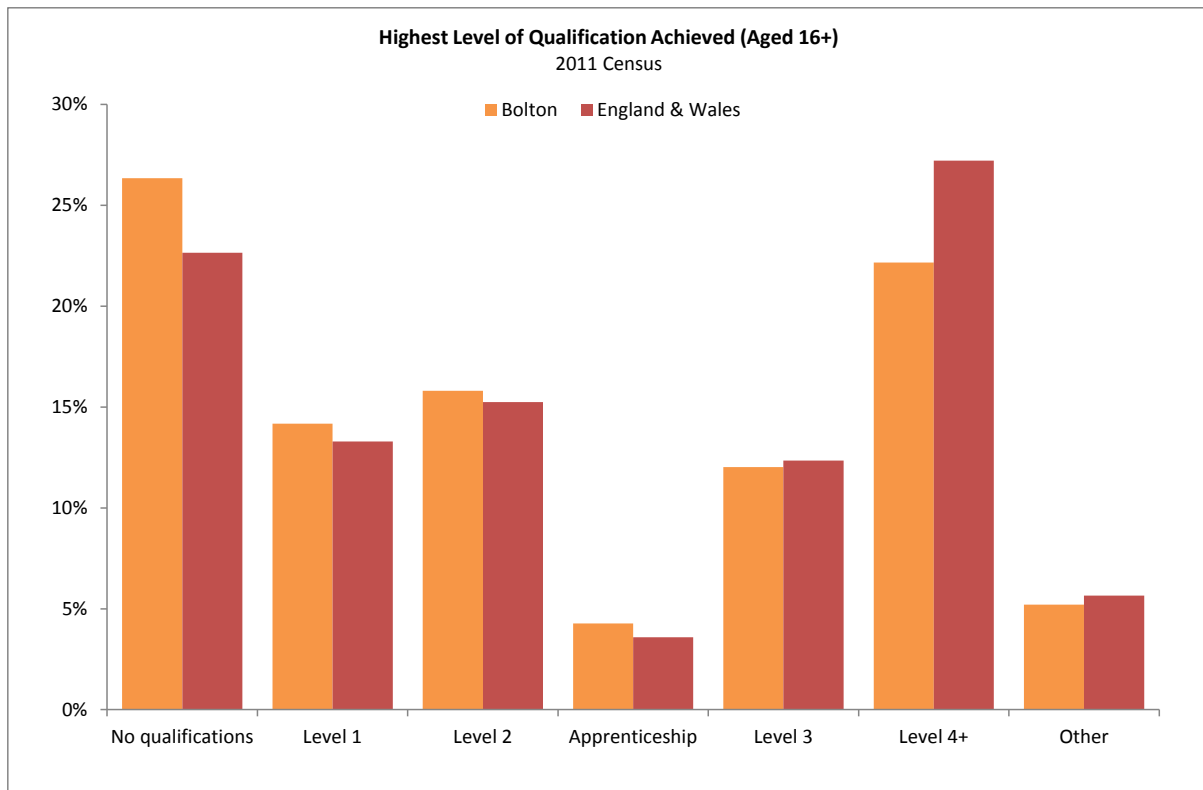
In Bolton in 2011 **57,900** people aged 16 or over had no qualifications, roughly **26%** of the population. This was higher than the national average of **23%**.

People in Bolton were also slightly more likely to be qualified to **level 1** only or have **Apprenticeships** than England & Wales as a whole. There was a roughly similar proportion of people qualified to **levels 2 & 3**, however significantly less were qualified to **level 4+** (degree level and above) than England & Wales. For instance only **22%** of people in Bolton had higher level degrees, compared to **27%** nationally.

11,400 people in Bolton (**5.2%**) had ‘other’ qualifications, including vocational/work related certificates or qualifications from overseas.

	Bolton (number)	Bolton (%)	England and Wales (%)
No qualifications	57,888	26.3	22.7
Level 1	31,152	14.2	13.3
Level 2	34,731	15.8	15.3
Apprenticeship	9,396	4.3	3.6
Level 3	26,408	12.0	12.3
Level 4+	48,688	22.2	27.2
Other	11,447	5.2	5.7

Source: 2011 Census, Quick Statistics Table QS501EW, Office for National Statistics, Crown Copyright.

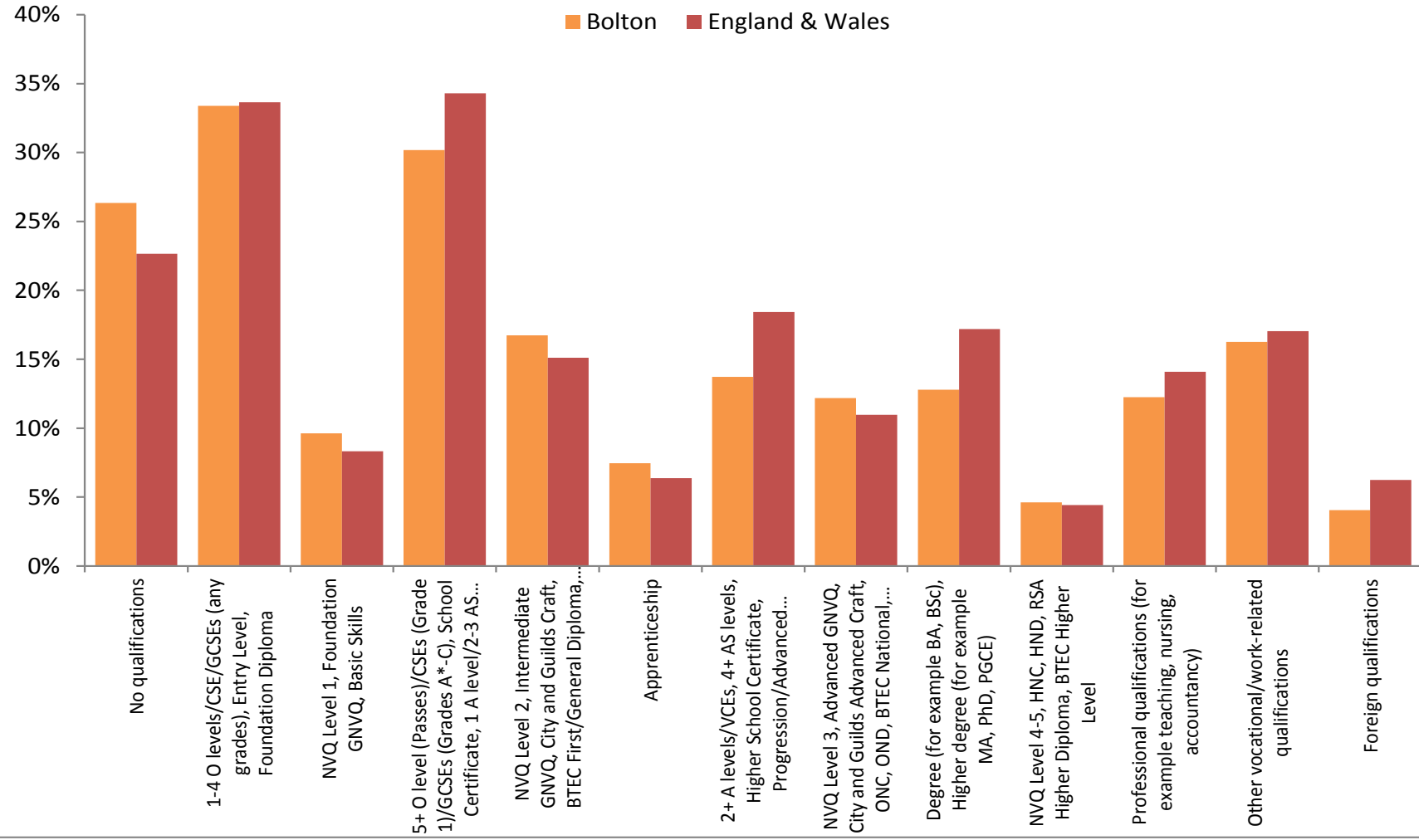


Source: 2011 Census, Quick Statistics Table QS501EW, Office for National Statistics, Crown Copyright.

		Bolton (number)	Bolton (%)	England and Wales (%)
	No qualifications	57,888	26.3	22.7
Level 1	1-4 O levels/CSE/GCSEs (any grades), Entry Level, Foundation Diploma	73,350	33.4	33.7
	NVQ Level 1, Foundation GNVQ, Basic Skills	21,146	9.6	8.3
Level 2	5+ O level (Passes)/CSEs (Grade 1)/GCSEs (Grades A*-C), School Certificate, 1 A level/2-3 AS levels/VCEs, Higher Diploma, Welsh Baccalaureate Intermediate Diploma	66,289	30.2	34.3
	NVQ Level 2, Intermediate GNVQ, City and Guilds Craft, BTEC First/General Diploma, RSA Diploma	36,782	16.7	15.1
Level 3	Apprenticeship	16,397	7.5	6.4
	2+ A levels/VCEs, 4+ AS levels, Higher School Certificate, Progression/Advanced Diploma, Welsh Baccalaureate Advanced Diploma	30,158	13.7	18.4
	NVQ Level 3, Advanced GNVQ, City and Guilds Advanced Craft, ONC, OND, BTEC National, RSA Advanced Diploma	26,774	12.2	11.0
Level 4+	Degree (for example BA, BSc), Higher degree (for example MA, PhD, PGCE)	28,105	12.8	17.2
	NVQ Level 4-5, HNC, HND, RSA Higher Diploma, BTEC Higher Level	10,141	4.6	4.4
	Professional qualifications (for example teaching, nursing, accountancy)	26,887	12.2	14.1
Other	Other vocational/work-related qualifications	35,703	16.3	17.0
	Foreign qualifications	8,916	4.1	6.2

Source: 2011 Census, Quick Statistics Table QS502EW, Office for National Statistics, Crown Copyright.

All Qualifications Gained (Aged 16+) 2011 Census



Source: 2011 Census, Quick Statistics Table QS502EW, Office for National Statistics, Crown Copyright.

4. Qualifications & Age

As well as looking at overall qualification levels within Bolton it is also useful to split looking at highest level of qualification achieved by different age groups. This is because the highest level of qualification achieved by a 16 year old for instance will understandably be different than for older age groups, and so an age profile of a population is needed in order to get a more accurate view of overall attainment within it.

Overall it can be seen that the proportion of the population with no qualifications increases with age – with just 13% of 16-24 year olds in Bolton having **no qualifications** at all compared to 57% of those aged 65+. 16-24 year olds were most likely to be qualified to just level 2 (GCSE or equivalent), whilst the proportion of those with **level 4+** peaked in ages 25-34, going steadily downwards as the age groups grow older. For instance almost a third (32%) of 25-34 year olds in Bolton have a degree level qualification or higher, compared to 11% of 16-24 year olds and 15% of those aged 65 and over. It is worth noting however that **all age groups** in Bolton are significantly less likely to have level 4+ qualifications, and more likely to have no qualifications than the national average.

16-24 year olds in Bolton were *more* likely to have no qualifications, and levels 1, 2 and apprenticeships than 16-24 year olds nationwide. They were *less* likely to be qualified to levels 3 and 4+.

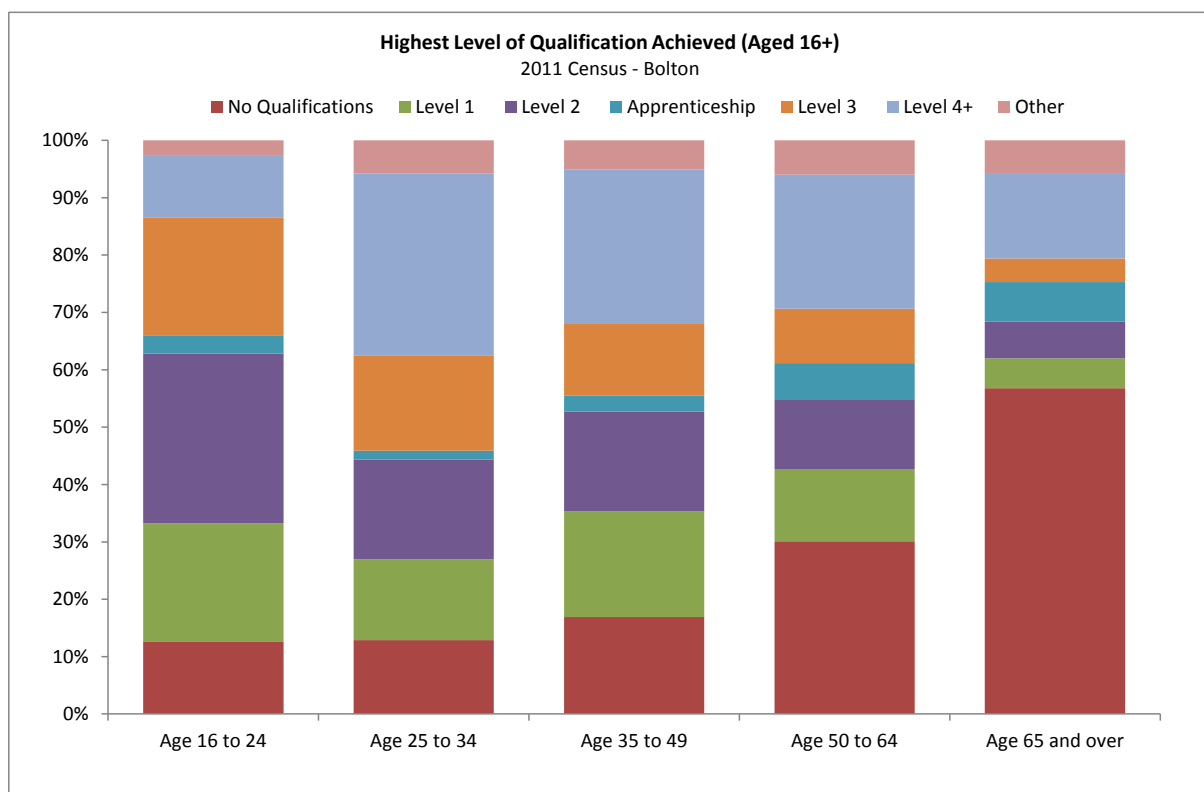
25-34 year olds in Bolton were *more* likely to have no qualifications and levels 1, 2 and 3 than 25-34 year olds nationally. They were *less* likely to be qualified to levels 4+. This pattern continued with **35-49 year olds** as well.

50-64 year olds in Bolton were *more* likely to have no qualifications and apprenticeships than 50-64 year olds all over the country. They were *less* likely to have levels 1, 2 and 4+, but have roughly the same ratio of level 3 qualifications.

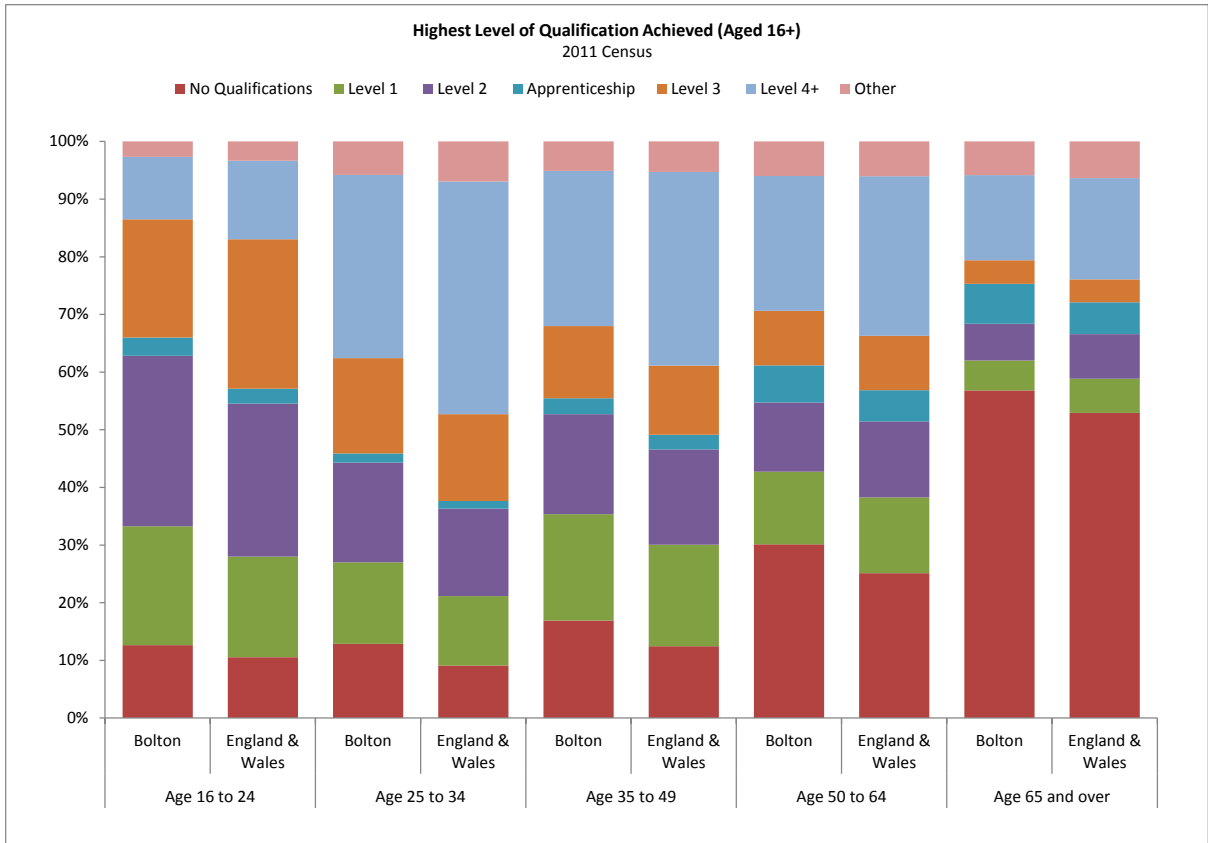
65+ year olds in Bolton were only slightly *more* likely to have no qualifications, but noticeably more likely to have apprenticeships than those aged 65 and over nationally. (The difference in no qualifications is very marginal as both groups of 65+ year olds have extremely high levels – 57% in Bolton compared to 53% nationwide). They are *less* likely to have levels 1, 2 and 4+, but have roughly the same ratio of level 3 qualifications.

	Age 16 to 24 (%)		Age 25 to 34 (%)		Age 35 to 49 (%)		Age 50 to 64 (%)		Age 65 and over (%)	
	Bolton	England & Wales	Bolton	England & Wales	Bolton	England & Wales	Bolton	England & Wales	Bolton	England & Wales
No Qualifications	12.6	10.5	12.9	9.1	16.9	12.5	30.1	25.1	56.8	52.9
Level 1	20.6	17.5	14.1	12.0	18.4	17.6	12.6	13.1	5.2	5.9
Level 2	29.6	26.6	17.3	15.2	17.4	16.5	12.0	13.2	6.4	7.7
Apprenticeship	3.2	2.6	1.6	1.3	2.8	2.5	6.4	5.4	6.9	5.5
Level 3	20.5	25.9	16.5	15.0	12.5	12.0	9.5	9.5	4.1	4.0
Level 4+	10.8	13.6	31.8	40.3	26.9	33.6	23.4	27.7	14.7	17.6
Other	2.7	3.3	5.8	7.0	5.1	5.3	6.0	6.0	5.8	6.3

Source: 2011 Census, Local Characteristics Table LC5102EW, Office for National Statistics, Crown Copyright.



Source: 2011 Census, Local Characteristics Table LC5102EW, Office for National Statistics, Crown Copyright.



Source: 2011 Census, Local Characteristics Table LC5102EW, Office for National Statistics, Crown Copyright.

5. Changing Qualifications

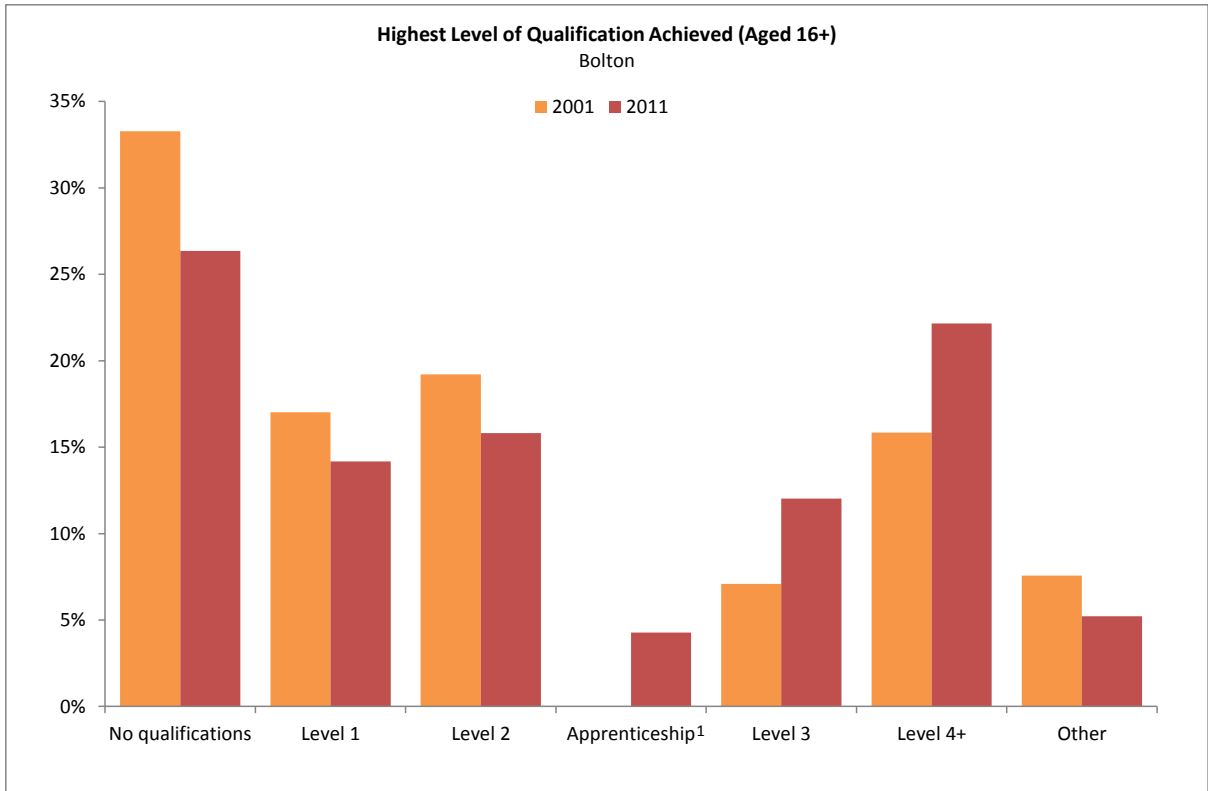
People in Bolton aged 16 and over in 2011 were significantly less likely to have no qualifications, and levels 1 & 2 or 'other' qualifications than in 2001. They were significantly more likely to have levels 3 & 4+ qualifications. (There is no trend data for apprenticeships as the category was not included in the 2001 Census).

In 2001 around one third (33%) of the 16+ population had **no qualifications** whatsoever; in 2011 this had dropped to just over one quarter (26%), a decrease of around 20%. A similar rate of decline was also recorded for people who only had **level 1 & 2** qualifications.

In 2001 7% of the population's highest level of qualification was **level 3** (A-level or equivalent). In 2011 this had gone up to around 12% - an increase of almost double. Similarly people who were qualified to **level 4+** (degree level or higher) made up 16% of the adult population in 2001 and 22% in 2011, an increase of almost 50%.

	Bolton 2001 (%)	Bolton 2011 (%)
No qualifications	33.3	26.3
Level 1	17.0	14.2
Level 2	19.2	15.8
Apprenticeship	-	4.3
Level 3	7.1	12.0
Level 4+	15.8	22.2
Other	7.6	5.2

Source: 2001 Census Key Statistics Table KS13, 2011 Census Quick Statistics Table QS501EW, Office for National Statistics, Crown Copyright.

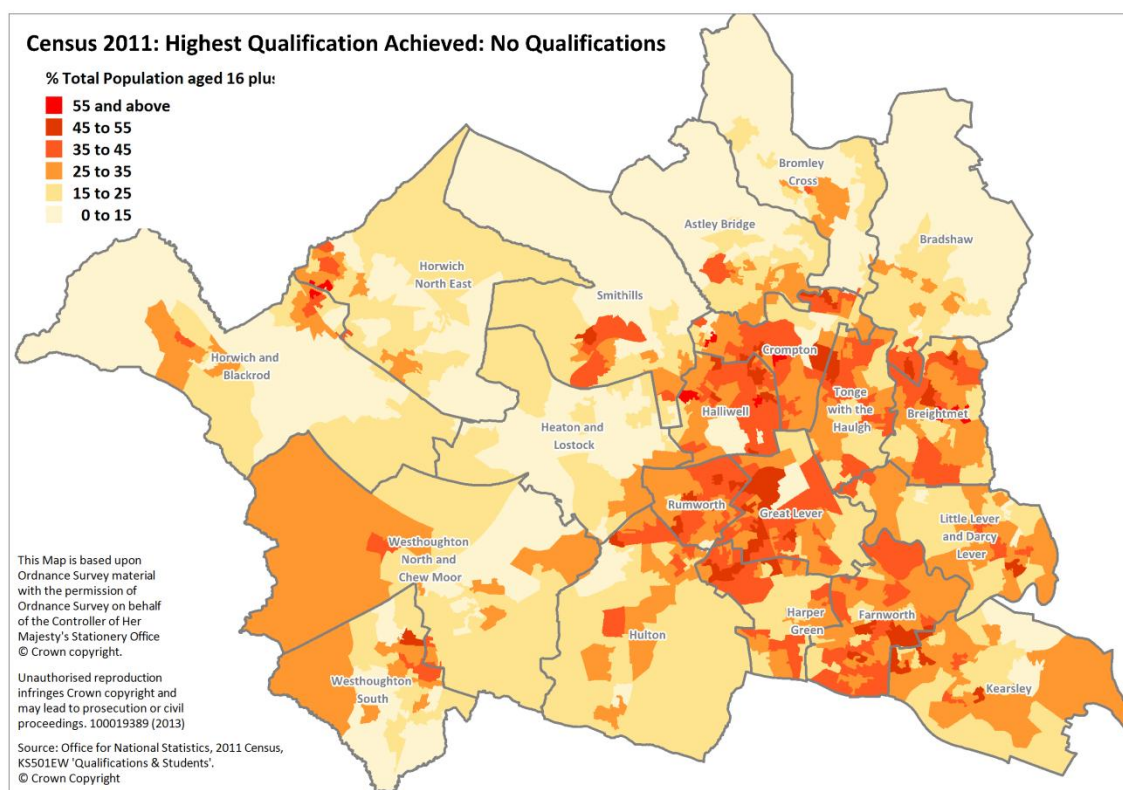


Source: 2001 Census Key Statistics Table KS13, 2011 Census Quick Statistics Table QS501EW, Office for National Statistics, Crown Copyright.

6. Distribution of Qualifications

As well as looking at qualifications by age, it is also helpful to look at the distribution of qualifications by geographical location across the borough. (It should be noted that geographical distribution of qualifications will also be affected by the age profile of a population – areas with a greater proportion of elderly people will also tend to have a higher proportion of people with no qualifications, etc. See section 5 for more details on how age impacts on qualifications gained in Bolton).

As previously stated, around one quarter of the population of Bolton aged 16+ had no qualifications in 2011. These were primarily concentrated in the central areas of Crompton, Halliwell, Tonge with the Haulgh, Great Lever, Rumworth, Brightmet and Farnworth, with a small cluster located around Horwich town centre area. The output area with the highest proportion was found in Brightmet town centre, with 67% of people aged 16+ having no qualifications whatsoever.



Conversely people whose highest qualification was level 4+ (degree level and above) could mainly be found in the northern outer areas of the borough, in particular Horwich North East, Smithills, Bromley Cross as well as Heaton & Lostock. The output area with the highest proportion of adults with level 4+ qualifications was found in Heaton & Lostock with 60% of the population having a degree level or above – this can be compared to the output area with the lowest, in Brightmet, with just 4% of the population.

