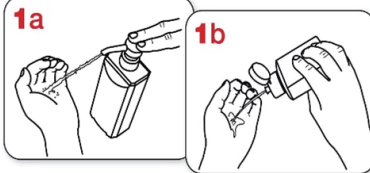


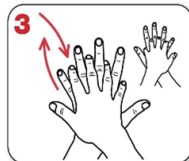
## How to handrub? WITH ALCOHOL-BASED FORMULATION



Apply a palmful of the product in a cupped hand and cover all surfaces.



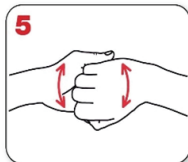
2 Rub hands palm to palm



3 right palm over left dorsum with interlaced fingers and vice versa



4 palm to palm with interlaced fingers



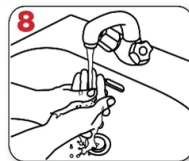
5 backs of fingers to opposing palms with fingers interlocked



6 rotational rubbing of left thumb clasped in right palm and vice versa



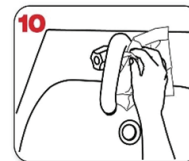
7 rotational rubbing, backwards and forwards with clasped fingers of right hand in left palm and vice versa



8 rinse hands with water



9 dry thoroughly with a single use towel



10 use towel to turn off faucet



8 ...once dry, your hands are safe.



11 ...and your hands are safe.



WHO acknowledges the Hôpitaux Universitaires de Genève (HUG), in particular the members of the Infection Control Programme, for their active participation in developing this material.



October 2006, version 1.