

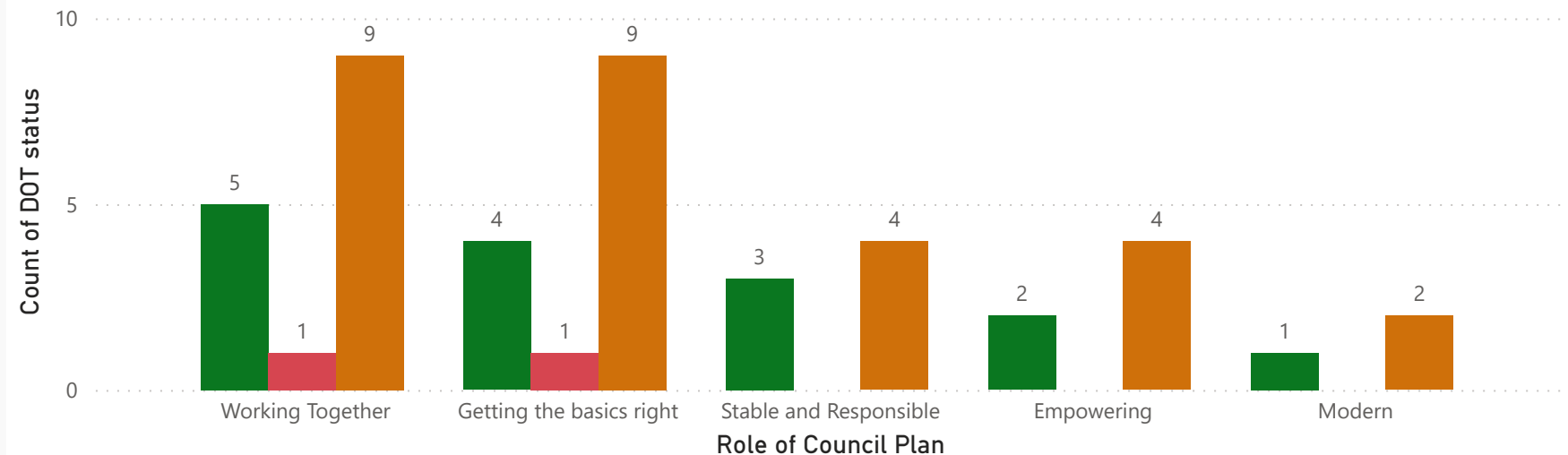
Role of Council Plan Direction of Travel

Role of Council Plan	Direction of Travel
Empowering	
6.06 Rate of Chlamydia detection per 100,000 age 15-24	↔
6.01 % Physically active adults	↔
3.12 Total of school children persistently absent from school	↔
2.07 Long-term support needs of younger adults (aged 18-64) met by admission to residential and nursing care homes	↑
2.04 Number of new clients progressing to an assessed service per 10,000 Population - projected for Year End	↔
2.02 Long-term support needs met by admission to residential and nursing care homes (65+)	↑
Getting the basics right	
6.04 % people receiving an NHS Health Check	↑
6.03 Percentage of children aged 2.5 years who received a 2-2.5 year review	↑
6.02 Percentage of face-to-face New Birth Visit (NBV) within 14 days	↓
5.02 Household Waste collection (KG)	↔
5.01 Recycling Rate %	↔
3.10 % of Secondary Schools (state-funded) good or better	↔
3.04 Rate (per 10,000) of Looked after Children	↑
3.03 Rate (per 10,000) subject to Child Protection Plan	↔
2.06 Percentage of carers know to us who are in receipt of a formal support package	↔
2.05 Proportion of services users in receipt of long-term community based services	↔
1.15 SARs response time	↔
1.14 FOI response time	↔
1.11 Stage 2 complaints received	↔
1.10 Stage 1 complaints response	↑
Modern	
6.08 % of functional plans that have been reviewed and updated	↔
4.06 New Business start-ups	↔
4.03 Net Additional Dwellings	↔
Stable and Responsible	
4.04 Band D and Above Properties	↔
1.41 Council Tax	↔
1.40 Business Rates	↑
1.23 Net spending power	↔
1.22 Core spending power / Settlement Funding	↔
1.21 Savings Delivered	↑
1.20 Corporate Income	↑

Working Together	Direction of Travel
5.03 Killed and Seriously Injured	↔
4.05 Employment Rate %	↔
4.02 Qualified to at least Level 4 or higher	↔
4.01 Qualified to at least Level 2 or higher	↑
3.11 % of pupils achieving 9-4 in English and Maths	↔
3.09 % of Primary Schools (state-funded) good or better	↑
3.08 Avg Progress 8 score per pupil	↔
3.07 Avg Attainment 8 score per pupil	↑
3.06 % of all pupils reaching a higher standard in Reading, Writing and Maths at KS2	↔
3.05 % of all pupils achieving the expected standard in Reading, Writing and Maths at KS2	↔
3.02 Good level of development at EYFS	↔
3.01 YP aged 16 and 17 known to be NEET	↓
1.54 NWAS callouts in Bolton	↔
1.53 A and E arrivals (Violent Crimes)	↑
1.52 Crime rate in Bolton	↑

Direction of Travel against target

DOT status ● Above target ● Below target ● On target



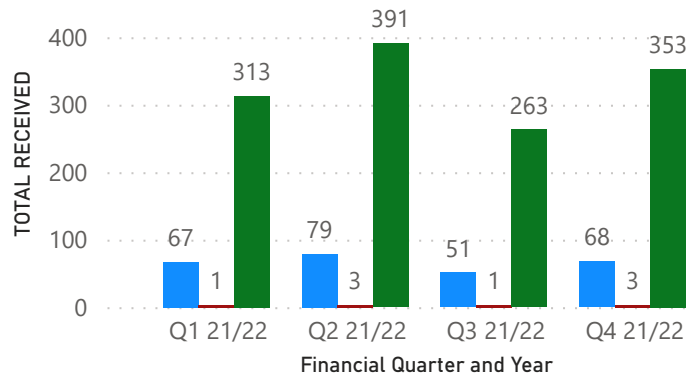
1.10 Stage 1 complaints response



Latest update: Q4 21/22

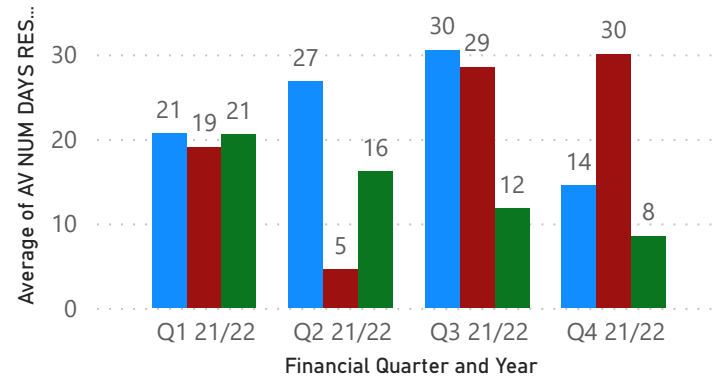
Stage 1 complaints received

Directorate ● CEX ● People ● Place



Stage 1 average response time

Directorate ● CEX ● People ● Place



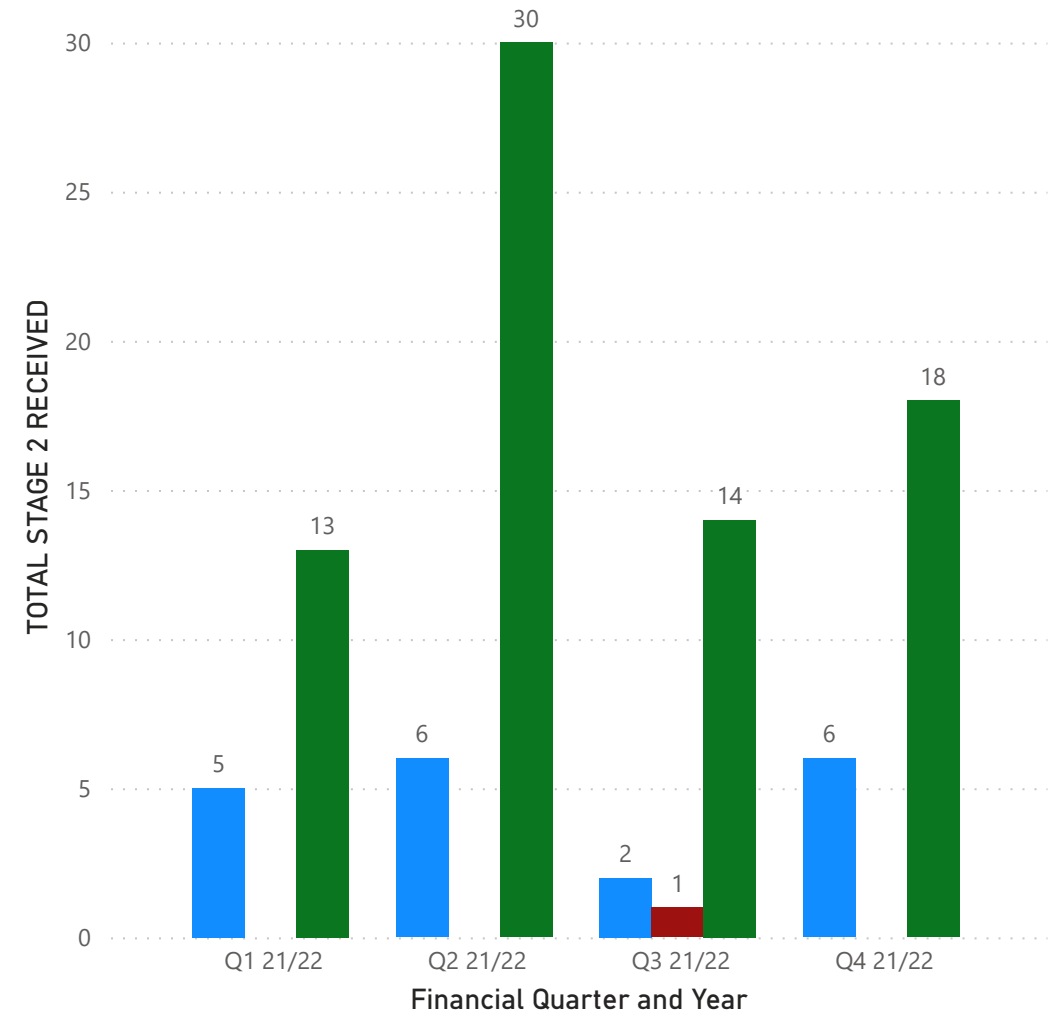
1.11 Stage 2 complaints received



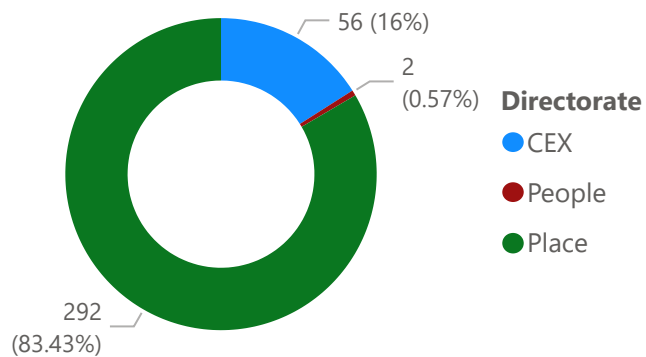
Latest update: Q4 21/22

Stage 2 complaints received

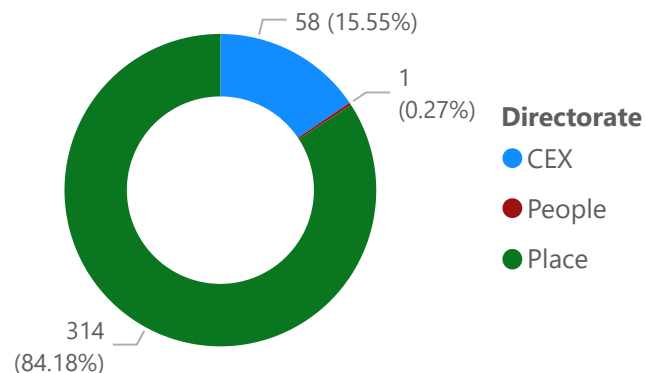
Directorate ● CEX ● People ● Place



Stage 1 complaints responded to Q4 21/22



Stage 1 complaints closed Q4 21/22

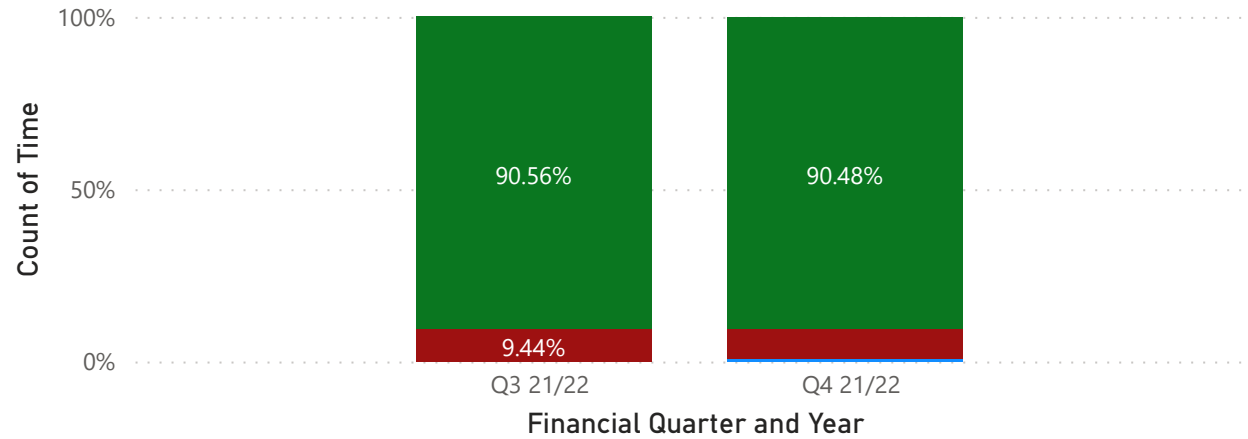


As of 19th May 2022

1.14 Freedom of Information Requests response times Latest update: Q4 21/22

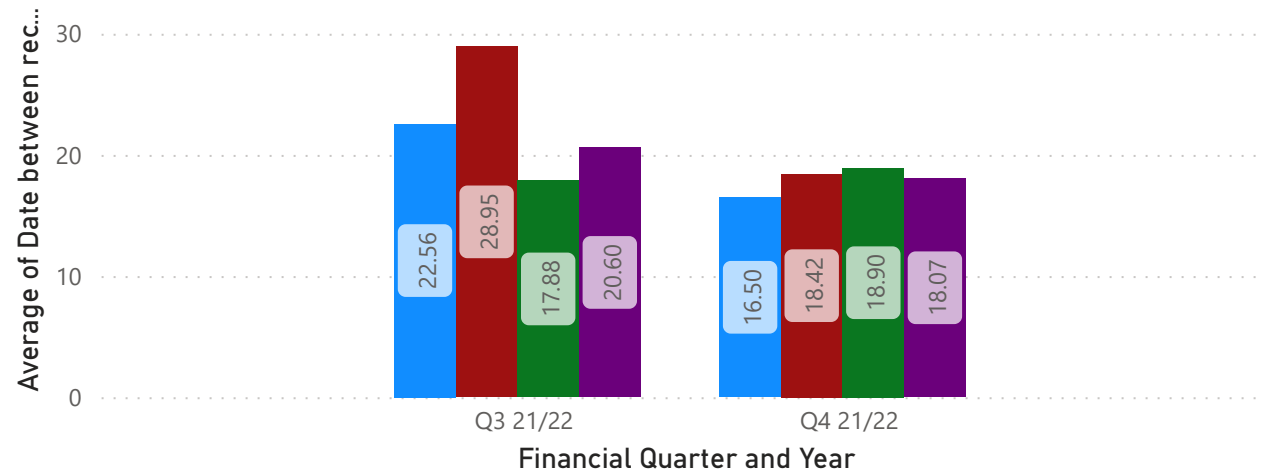
FOIs via status

Time ● Not due yet ● not on time ● on time



FOI requests and average response times (working days)

Department ● CEX ● Cross Cutting ● People ● Place

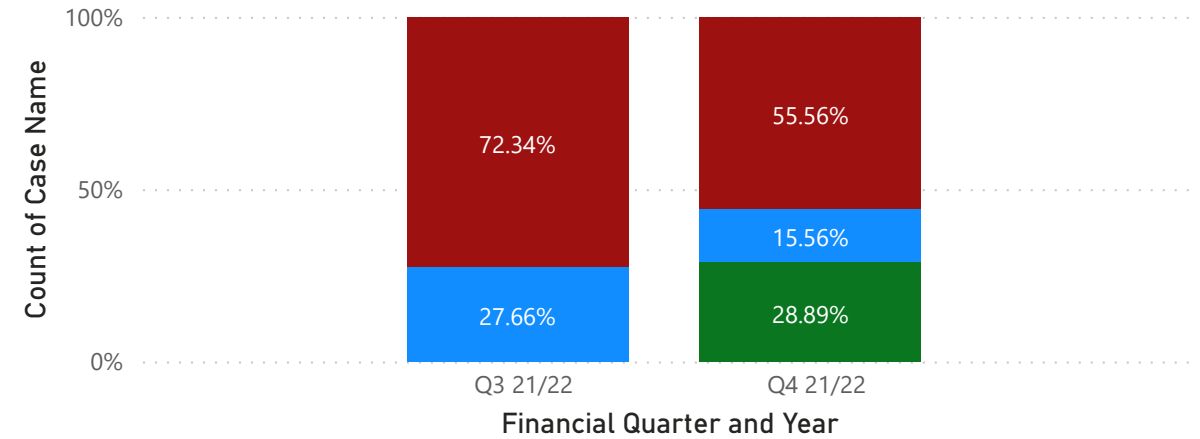


As of 19th May 2022

1.15 Subject Access Requests response time Latest update: Q4 21/22

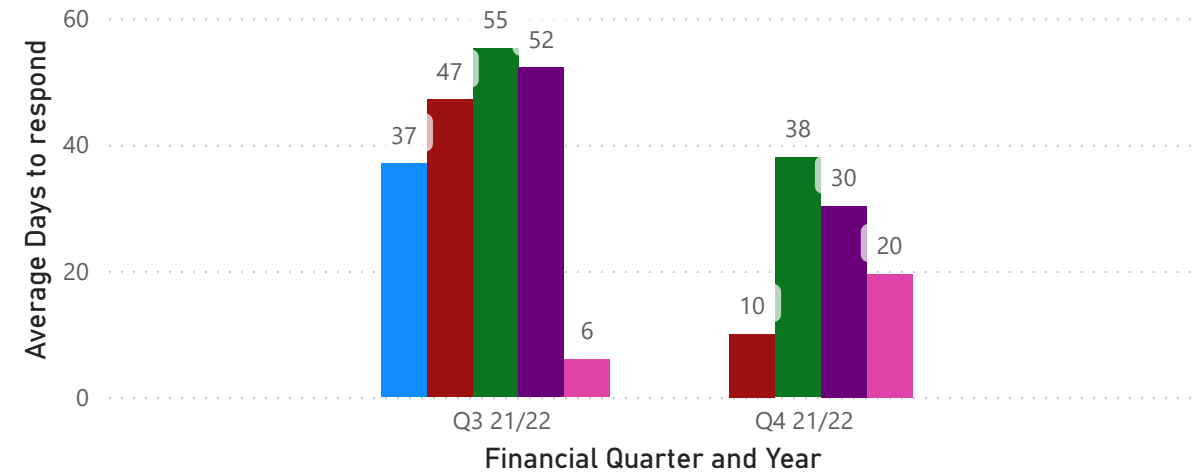
SAR Requests via status

Answered on time? ● not due yet ● not on time ● on time



SARs and average response time (working days)

Department ● (Blank) ● CEX ● Cross Cutting ● People ● Place

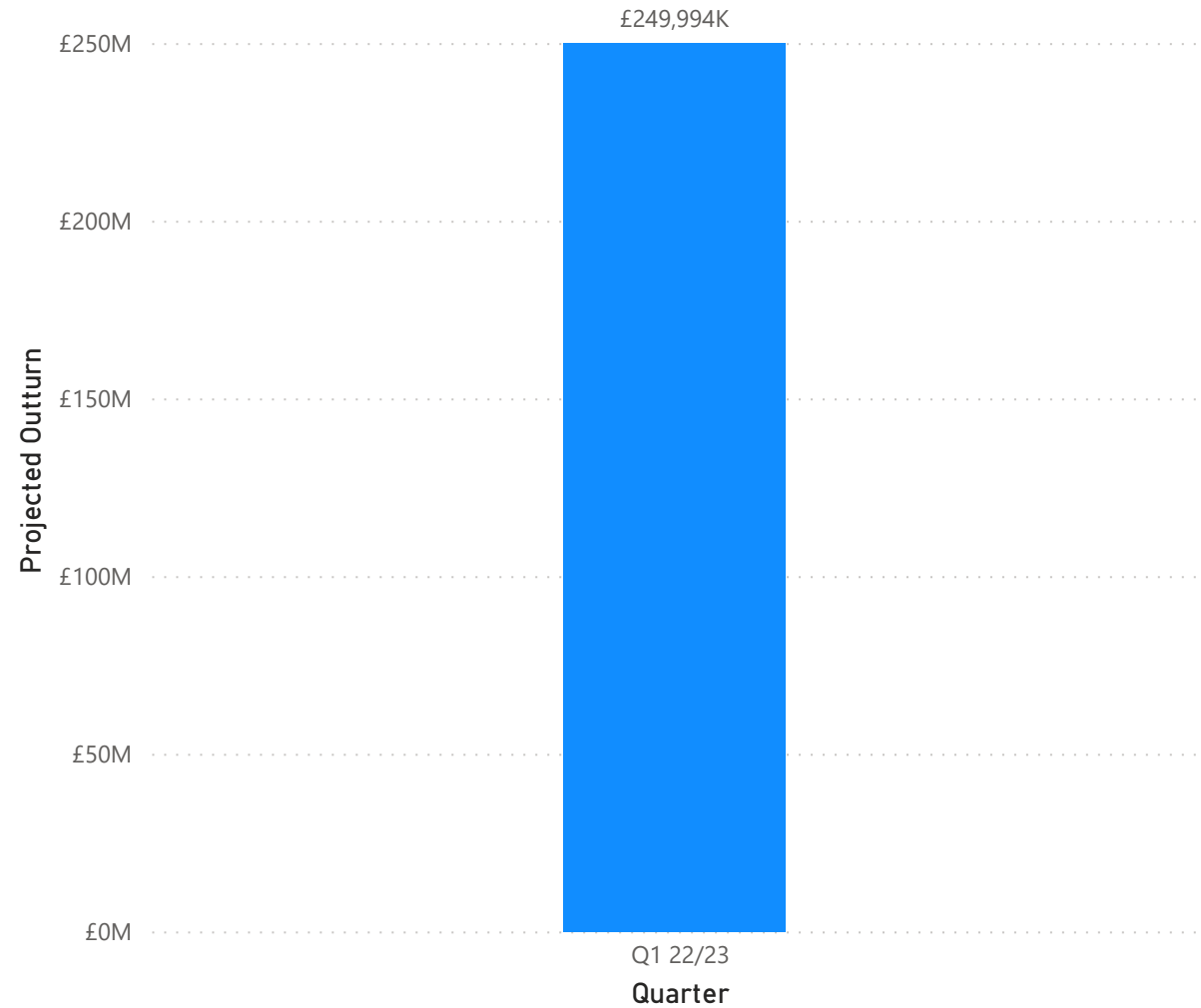


1.20 Corporate Income



Latest update: Q1 22/23

Projected Outturn by Quarter



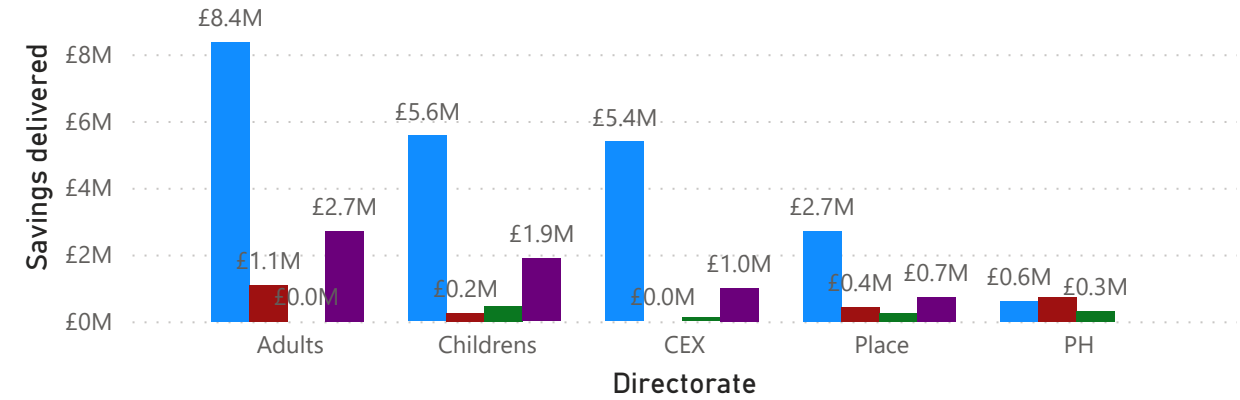
1.21 Savings Delivered



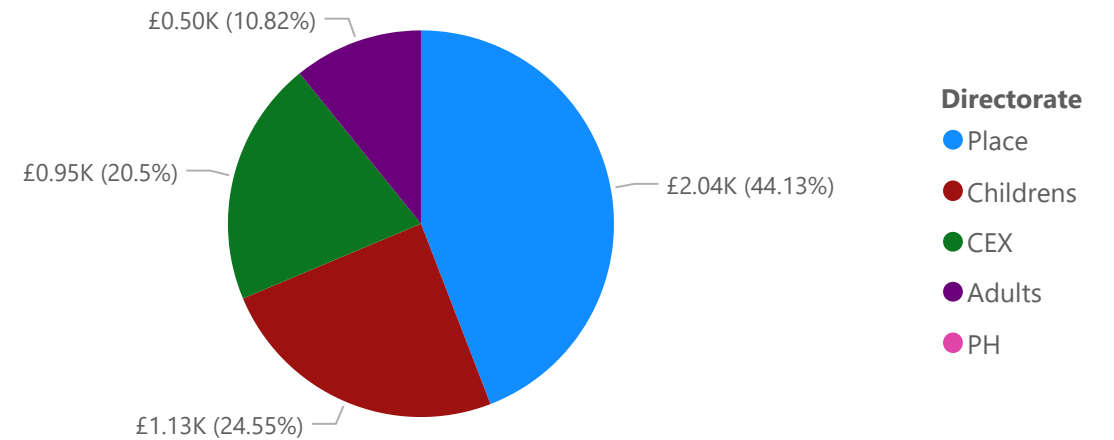
Latest update: 21/22

Savings Delivered 21/22

Quarter ● Q1 21/22 ● Q2 21/22 ● Q3 21/22 ● Q4 21/22



Scheduled for Delivery 22/23



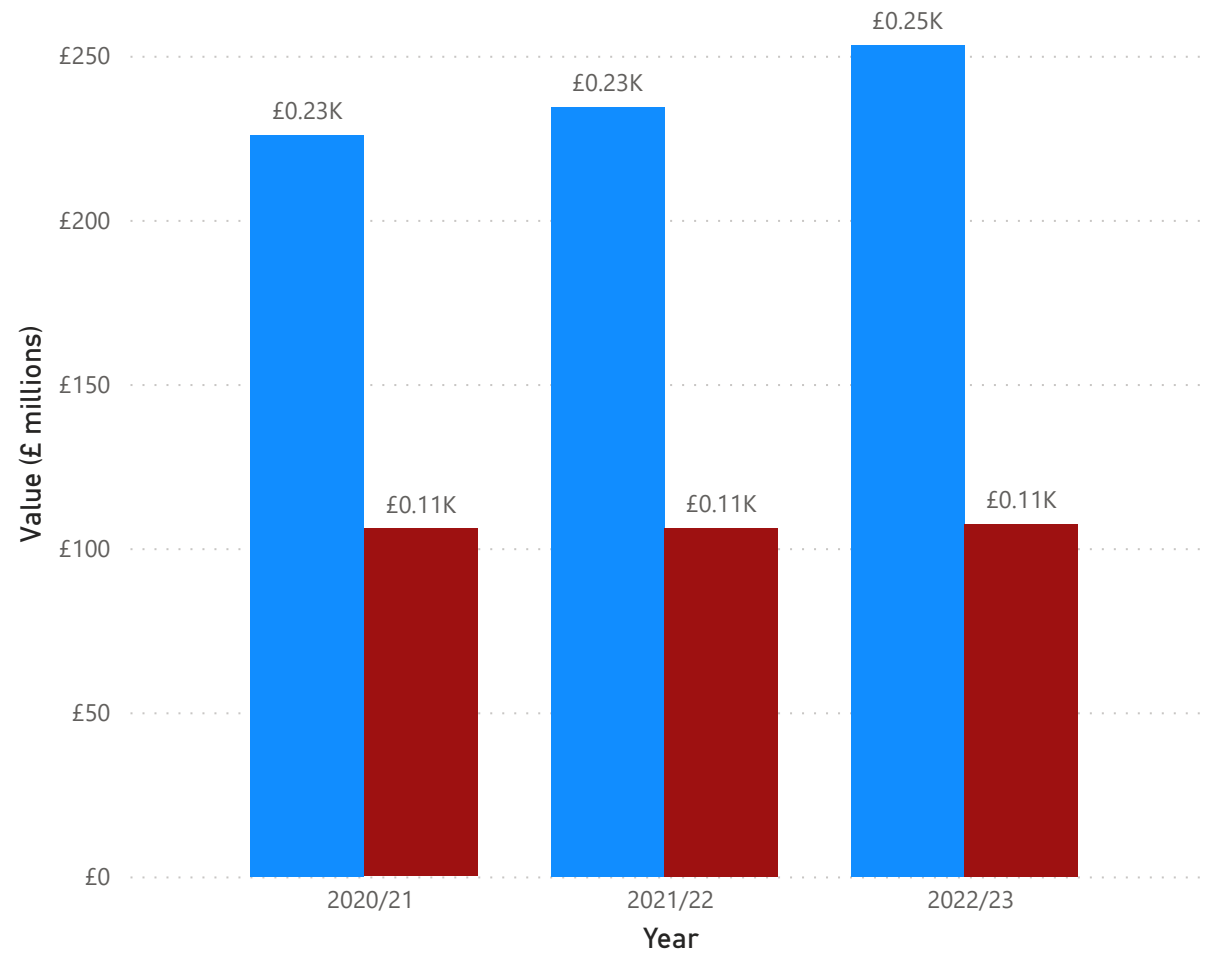
1.22 Core Spending Power / Settlement Funding



Latest update: 2022/23

Value (£ millions) by Year and Type

Type ● Core Spending Power ● Settlement Funding



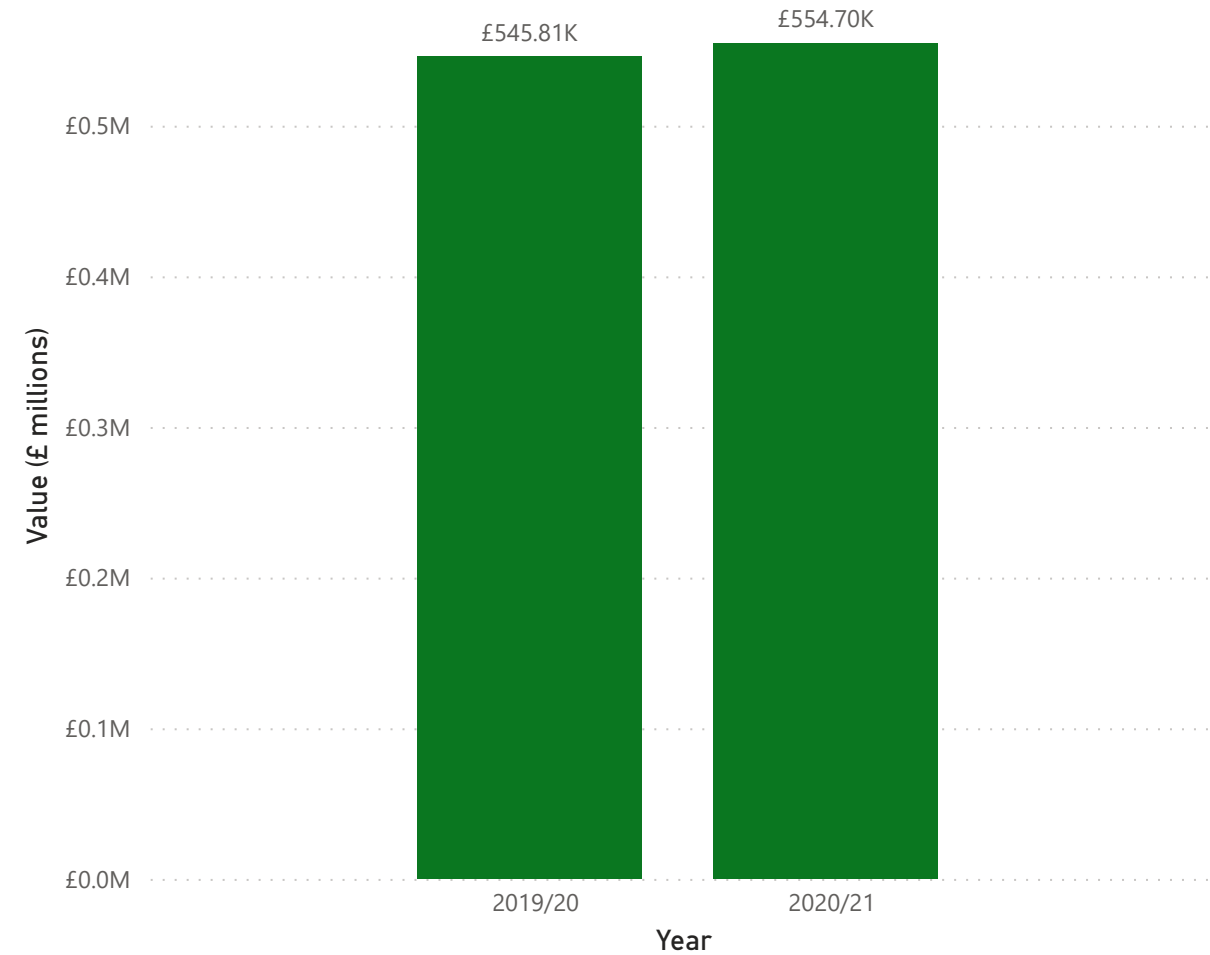
1.23 Net Spending Power



Latest update: 2020/21

Value (£ millions) by Year and Type

Type ● Net Current Spending



1.40 Business Rates Collection %



Latest update: Q4 21/22

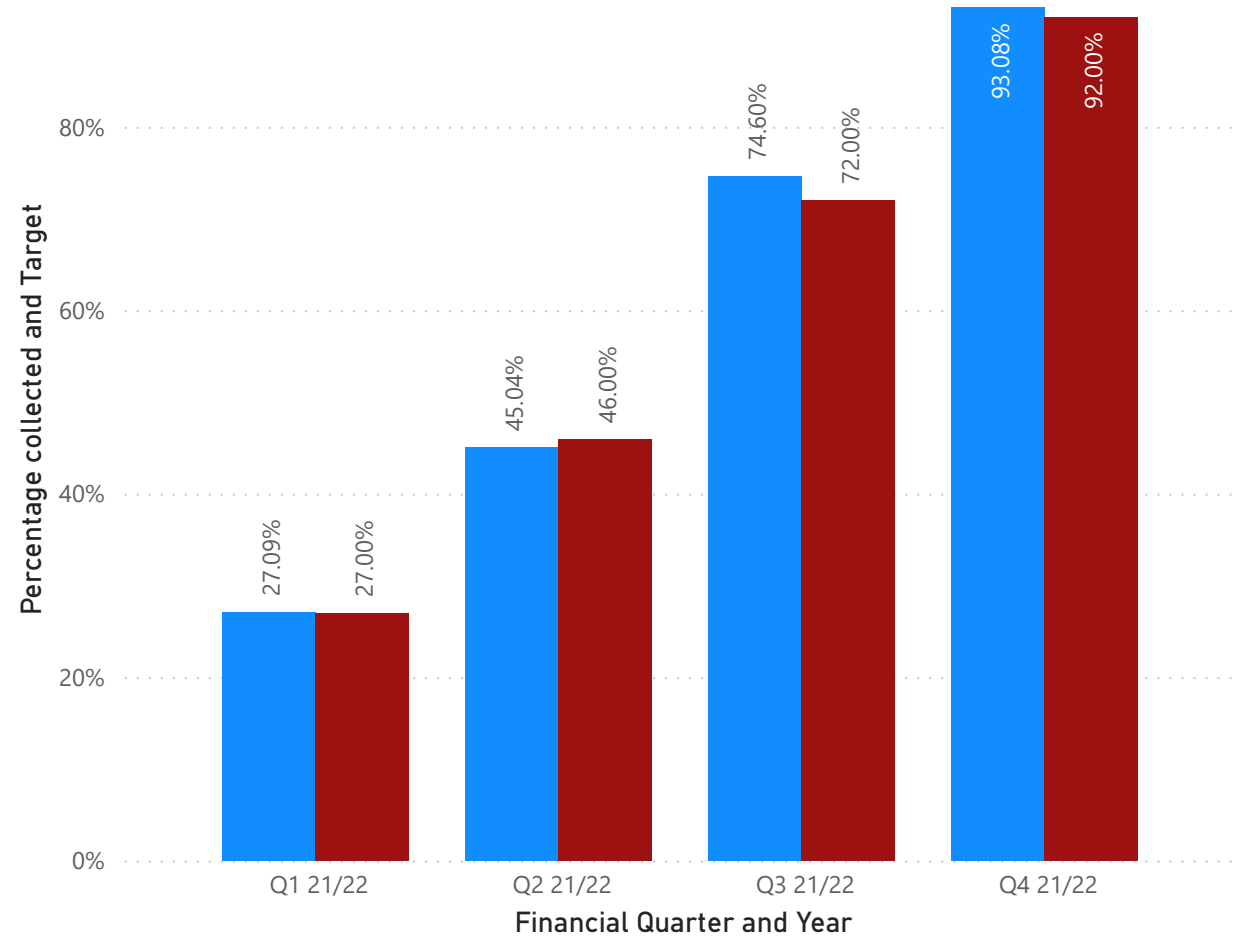
1.41 Council Tax collection %



Latest update: Q4 21/22

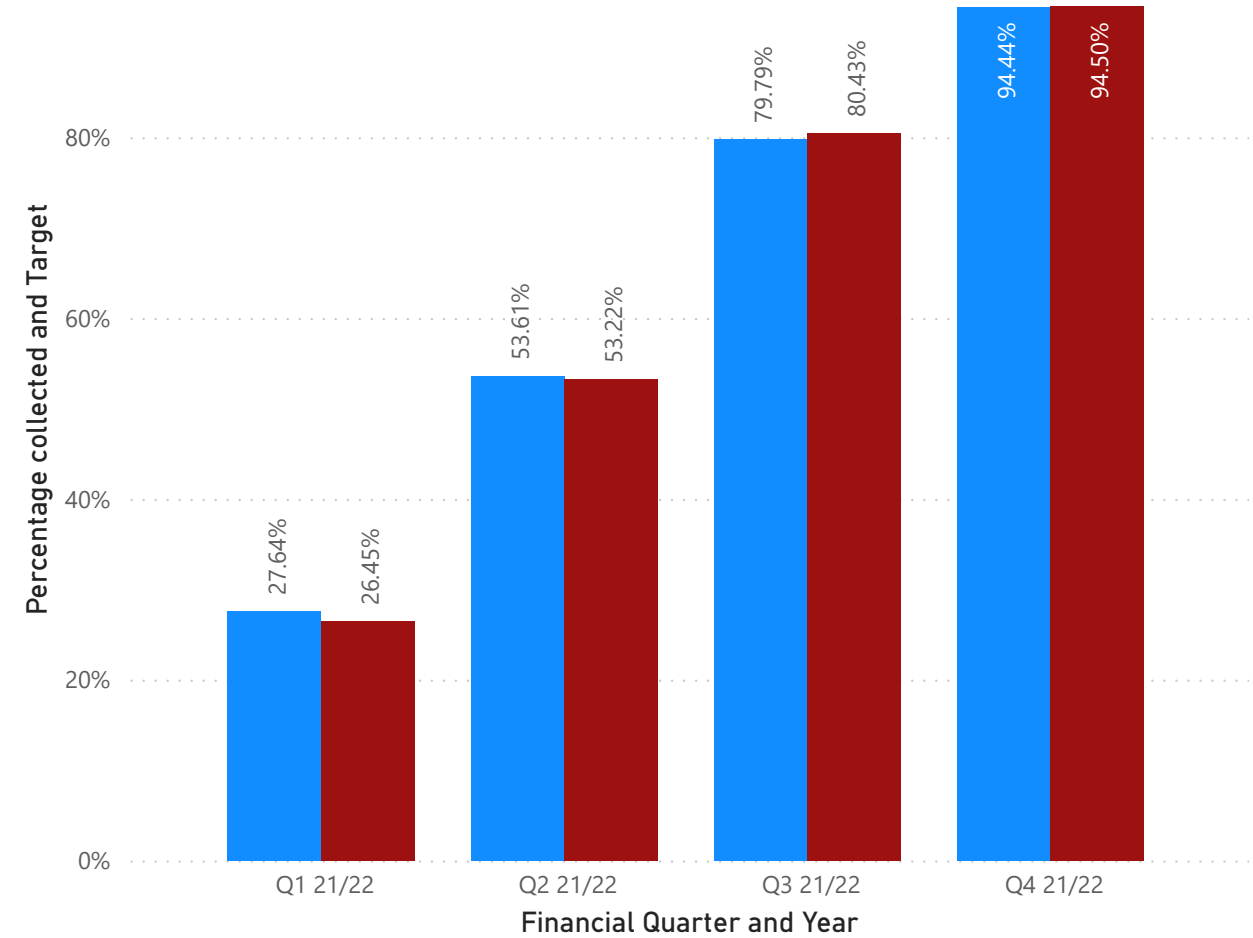
Business Rates Collection %

● Percentage collected ● Target



Council Tax Collection %

● Percentage collected ● Target



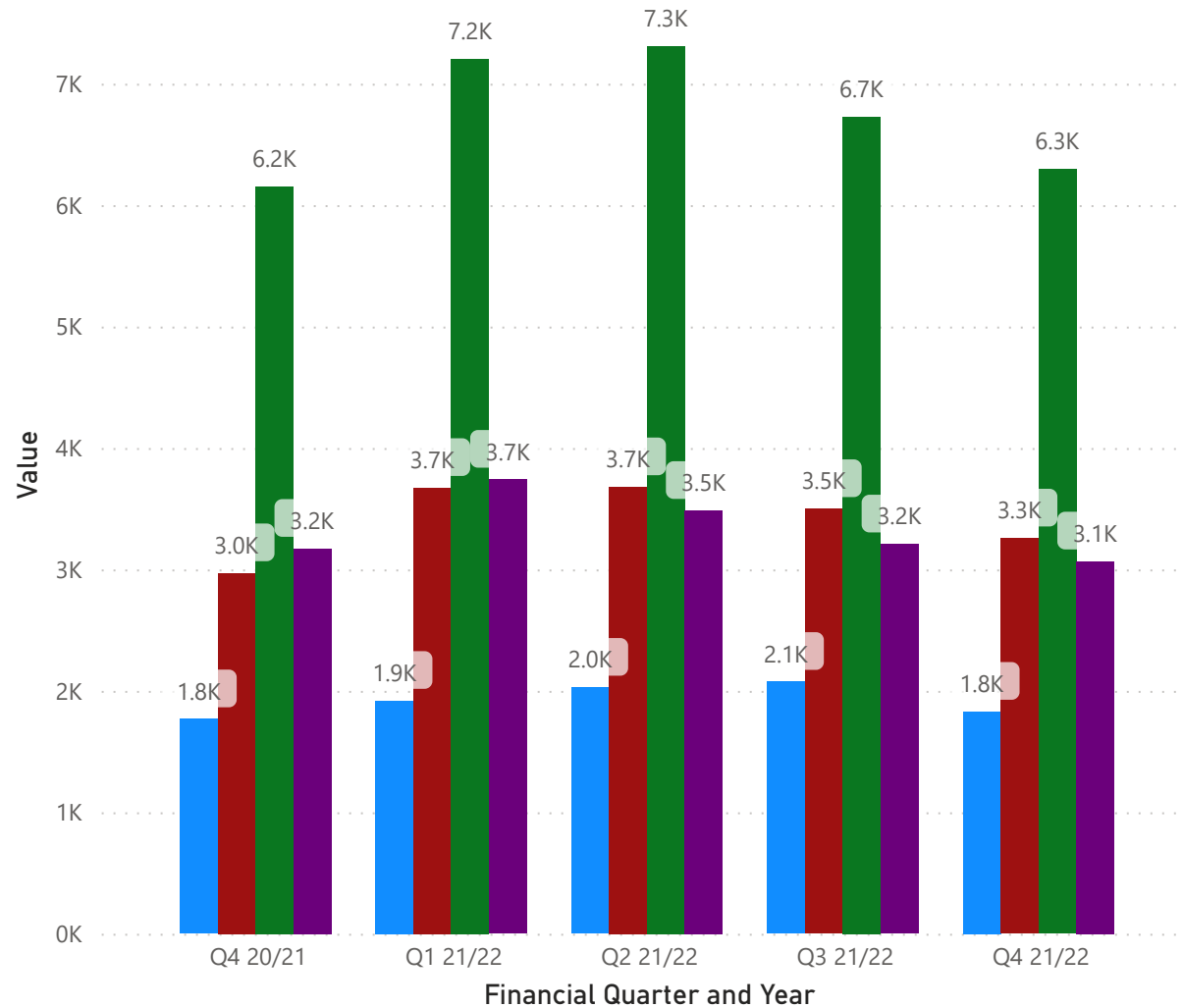
1.52 Crime rate in Bolton



Latest update: Q4 21/22

Crime rate via crime type

Crime Type ● Household ● Personal ● Victim Based Crimes (excluding fraud) ● Violent

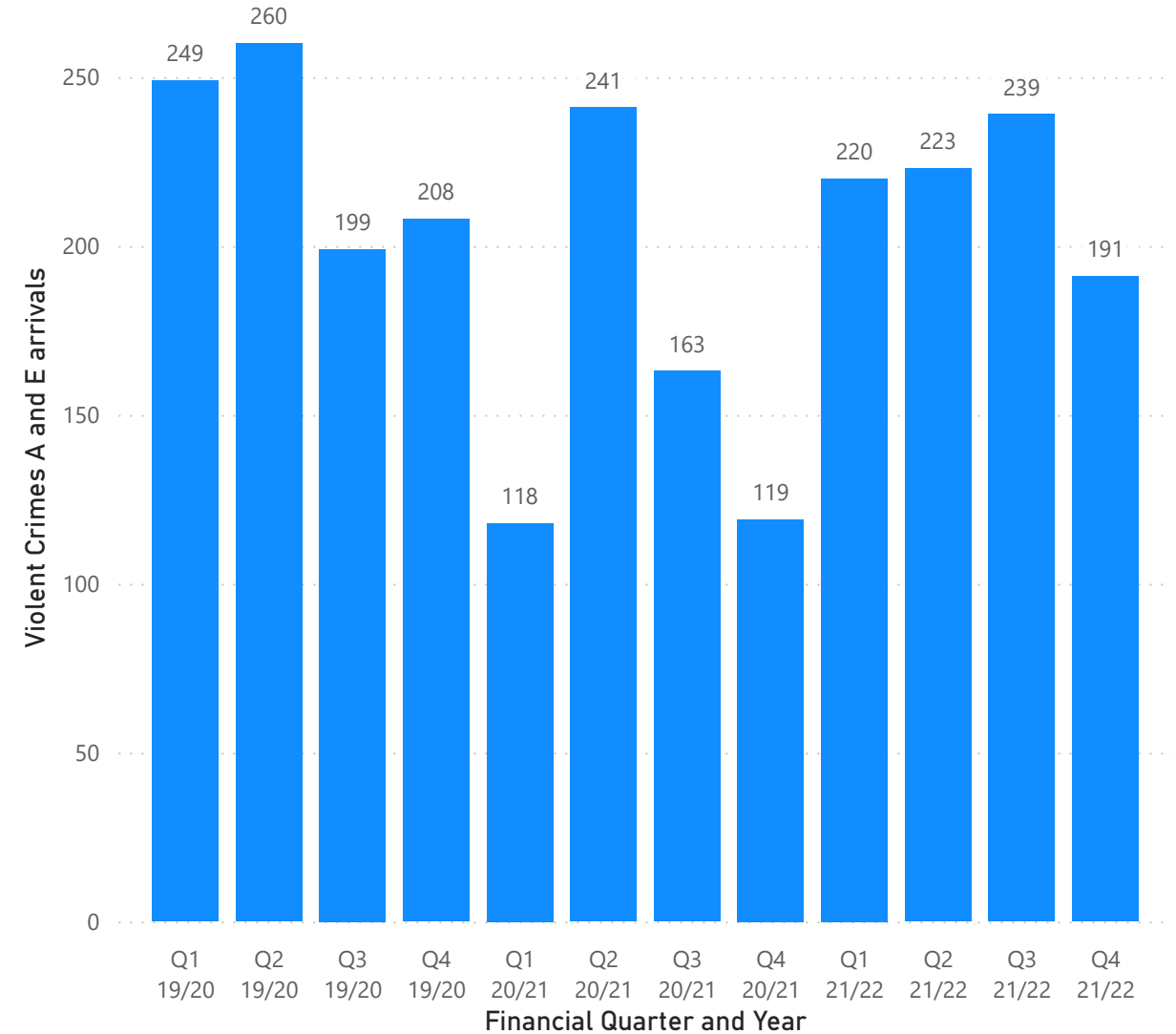


1.53 A and E Arrivals (Violent Crime)



Latest update: Q4 21/22

A and E arrivals (Violent Crime)

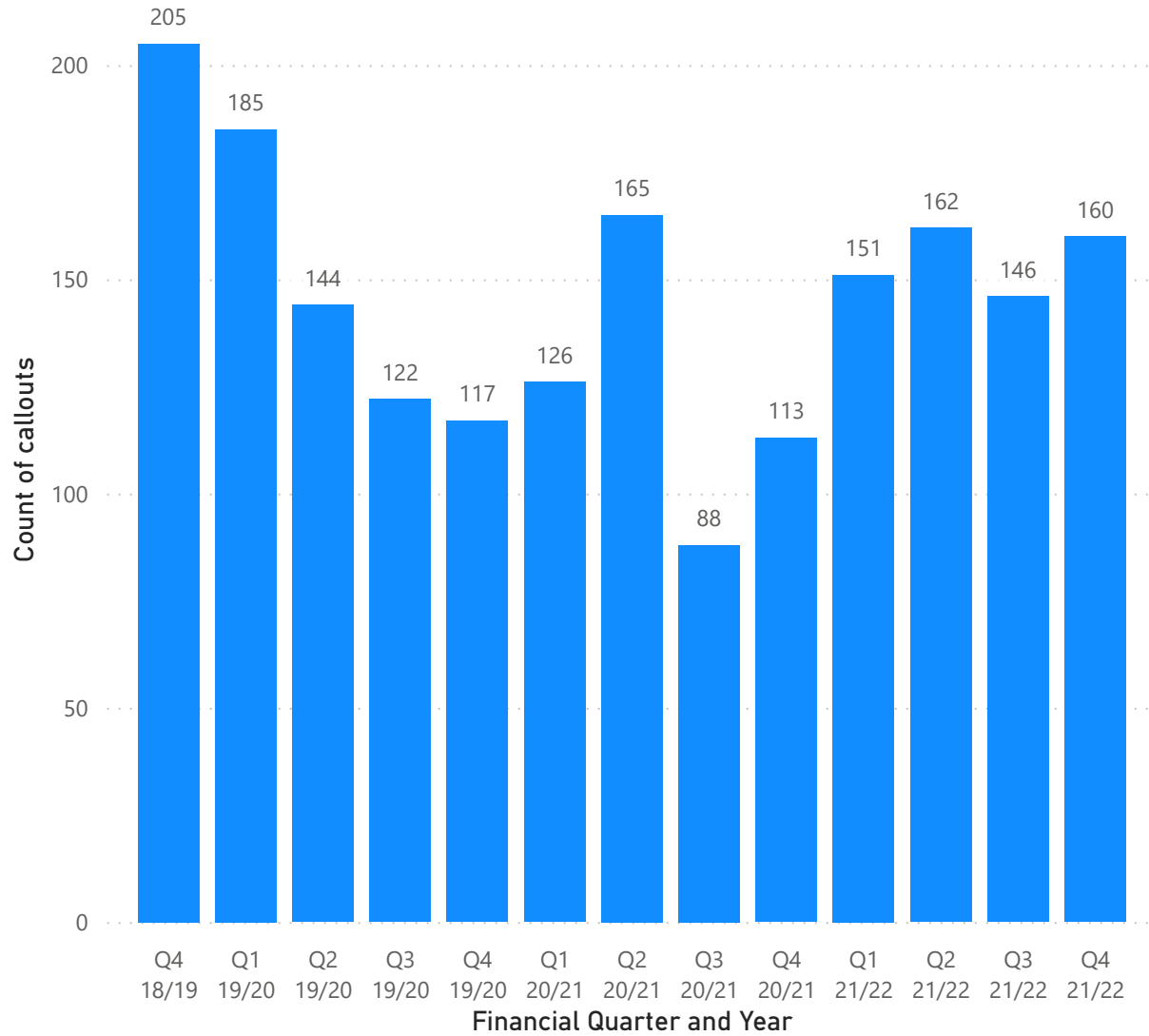


1.54 NWS callouts in Bolton



Latest update: Q3 21/22

NWAS callouts



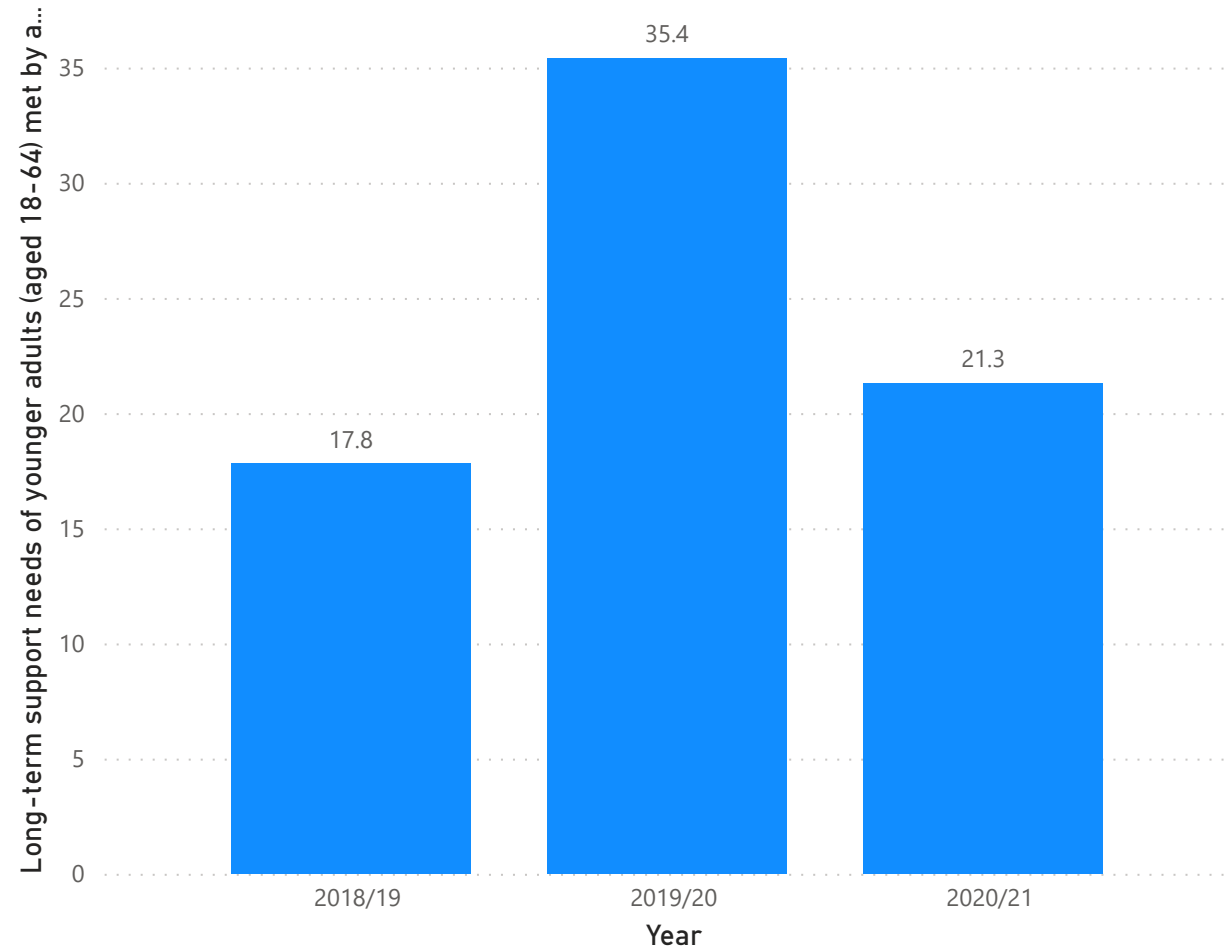
2.07 Long-term support needs met by admission to residential and nursing care homes (18-64)



Latest update: 2019/2020

Long-term support needs met by admission to residential and nursing care homes per 100,000 (18-64)

Area ● Bolton



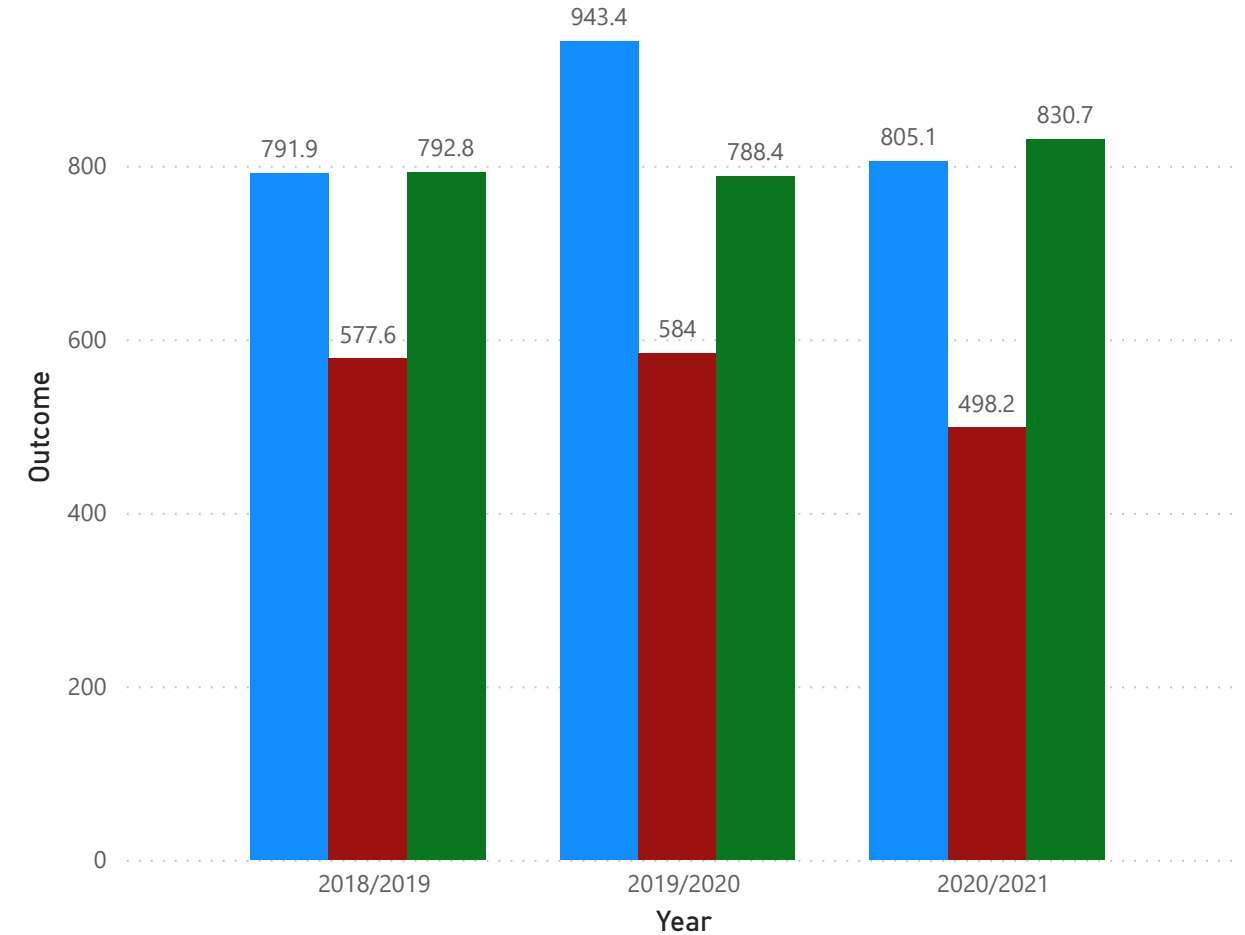
2.02 Long-term support needs met by admission to residential and nursing care homes (65+)



Latest update: 2020/2021

Long Term Support Needs met by admission to residential and nursing care homes per 100,000 (65+)

CASSR ● Bolton ● ENGLAND ● GMCA



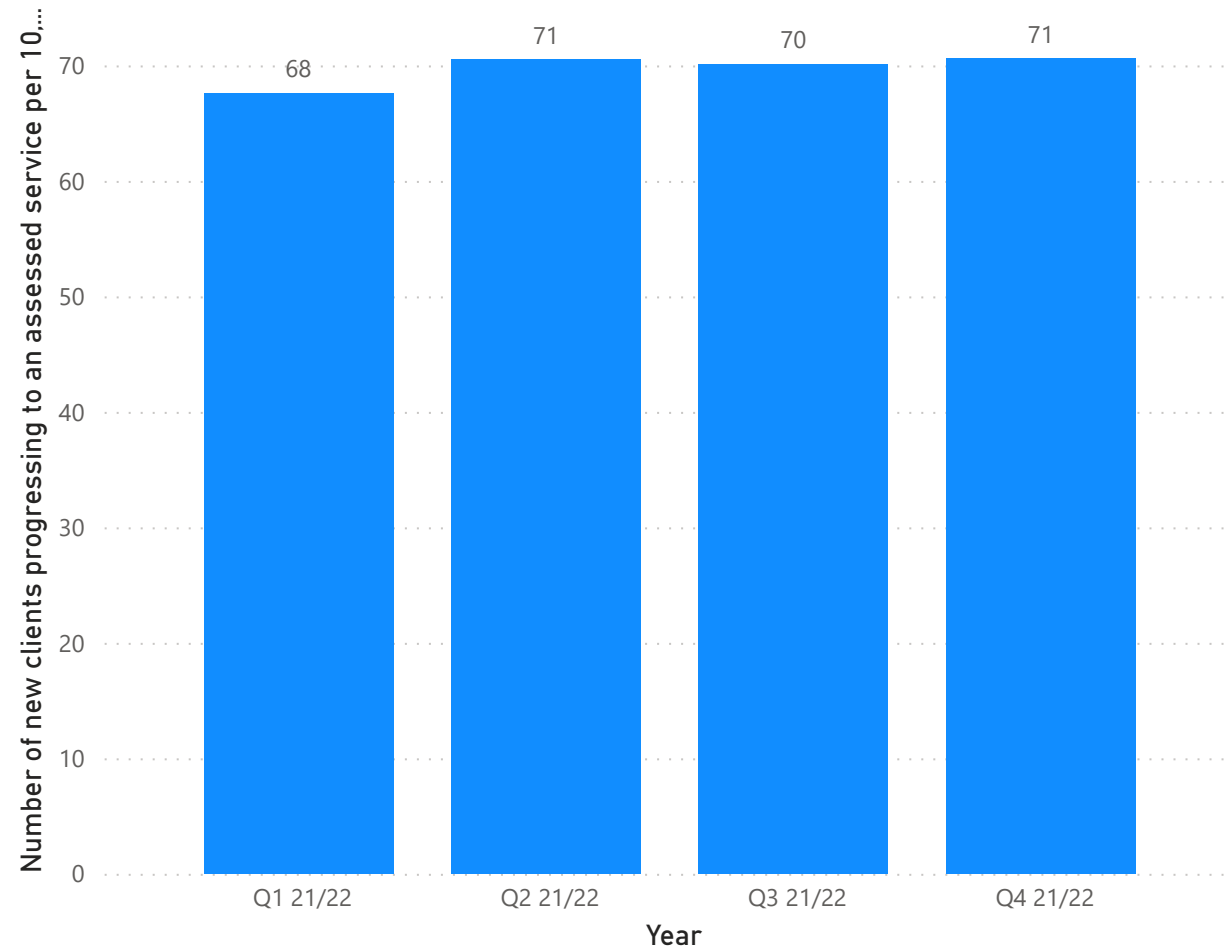
2.04 Number of new clients progressing to an assessed service per 10,000 Population (projected for year end)



Latest update: Q4 21/22

Number of new clients progressing to an assessed service per 10,000 Population (projected for year end)

Area ● Bolton



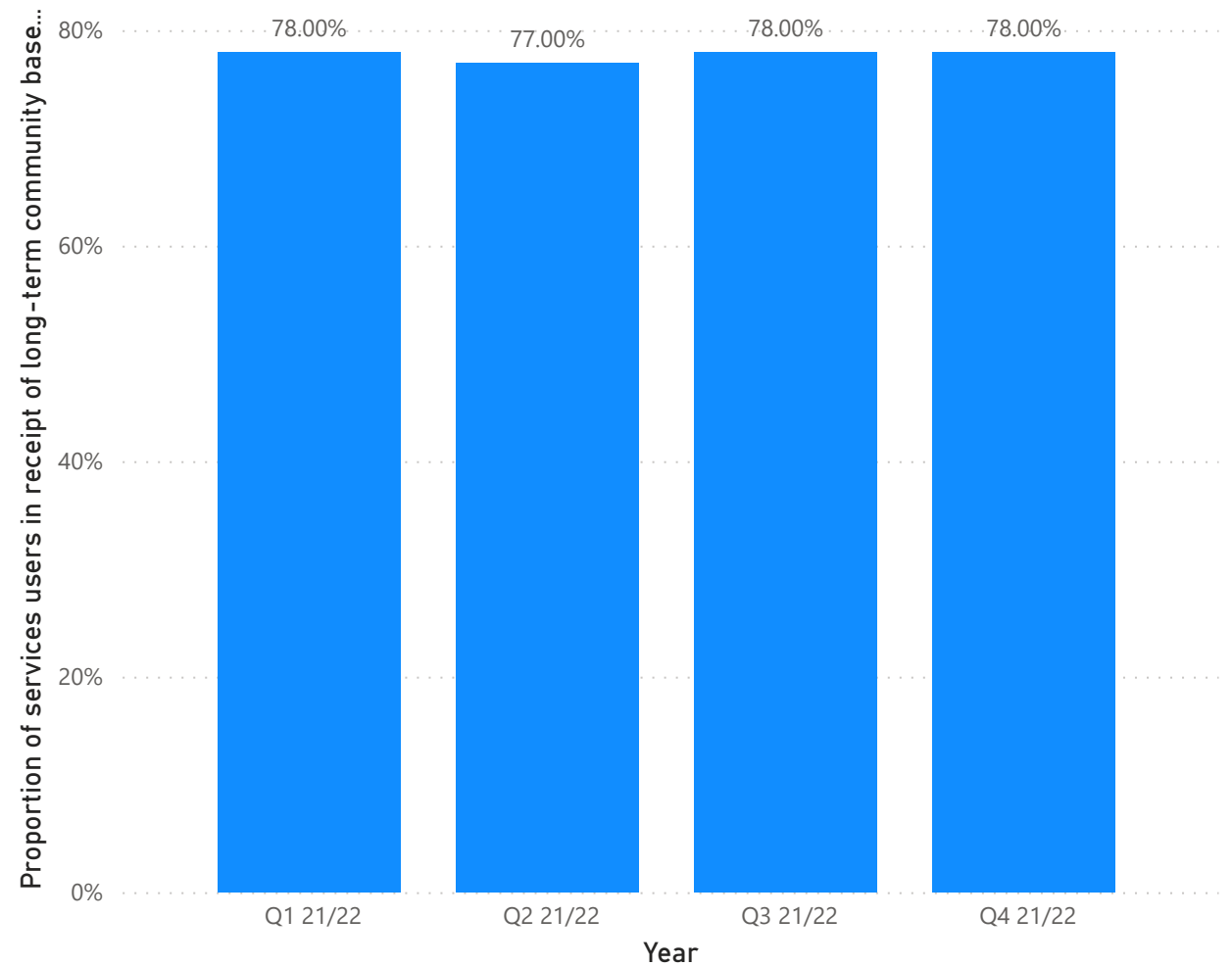
2.05 Proportion of services users in receipt of long-term community based services



Latest update: Q4 21/22

Proportion of services users in receipt of long-term community based services

Area ● Bolton



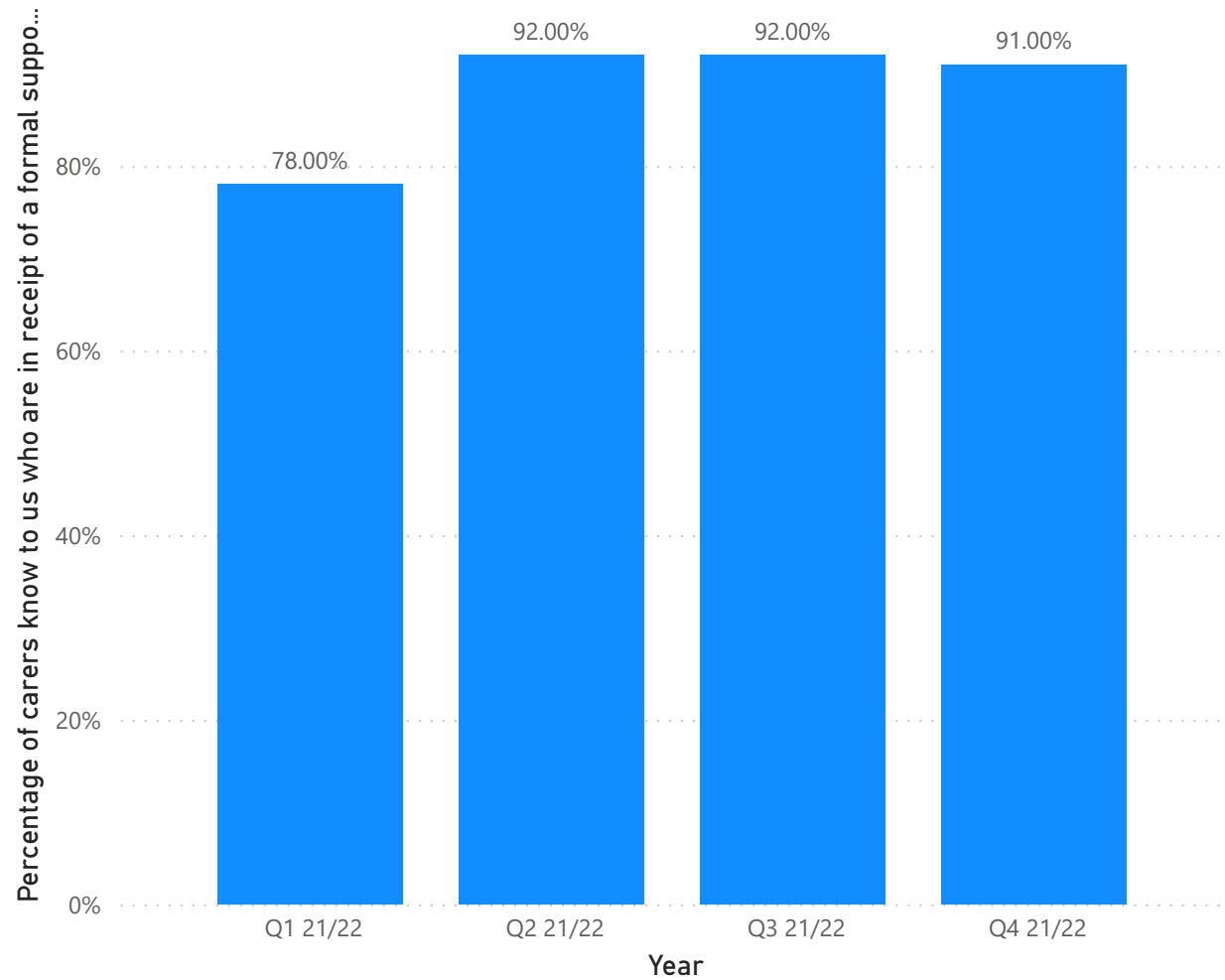
2.06 % of carers known to us who are in receipt of a formal support package



Latest update: Q4 21/22

% of carers known to us who are in receipt of a formal support package

Area ● Bolton



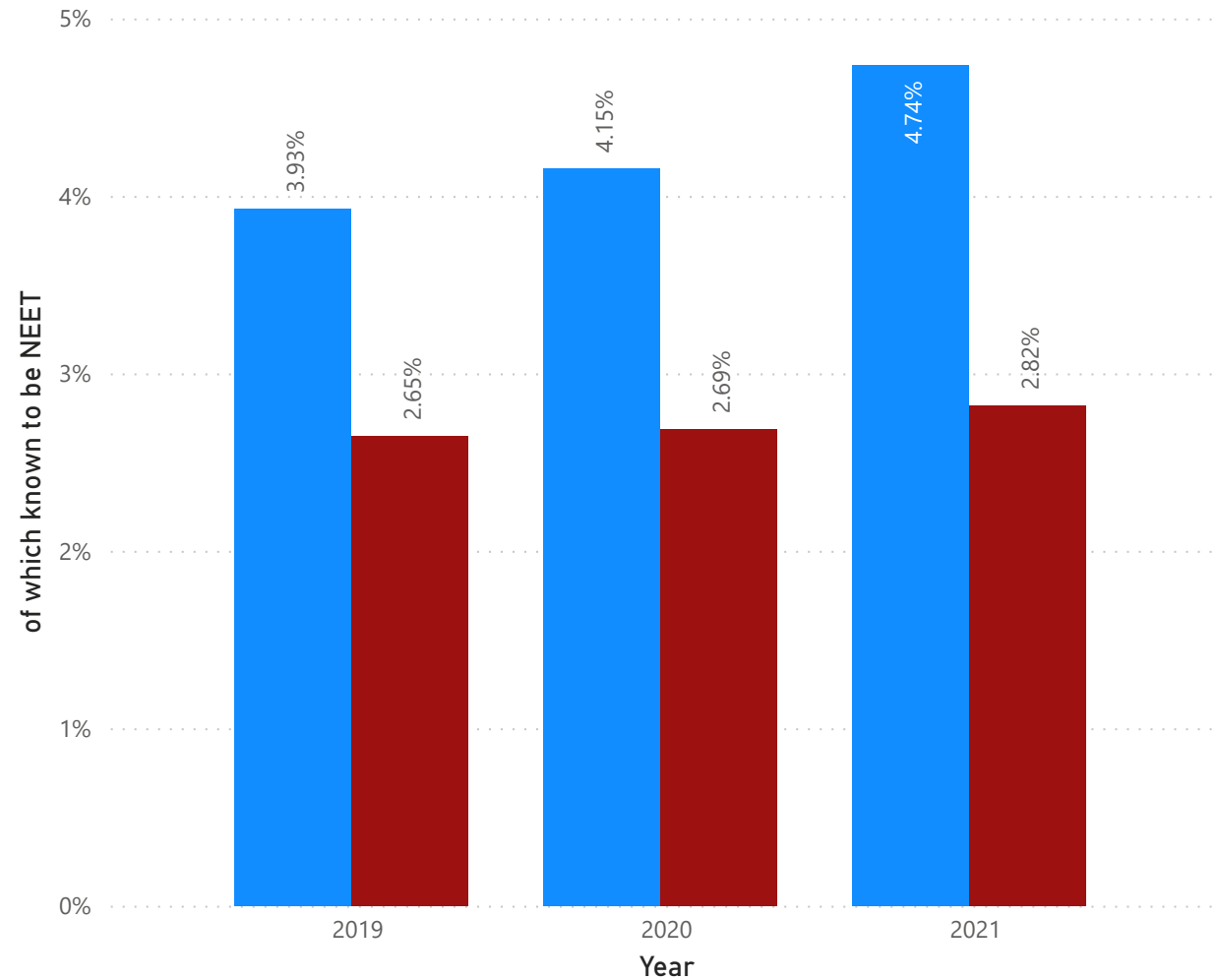
3.01 YP aged 16 and 17 known to be NEET



Latest update: 2021

% 16 and 17 known to be NEET

Region/LA name ● Bolton ● England



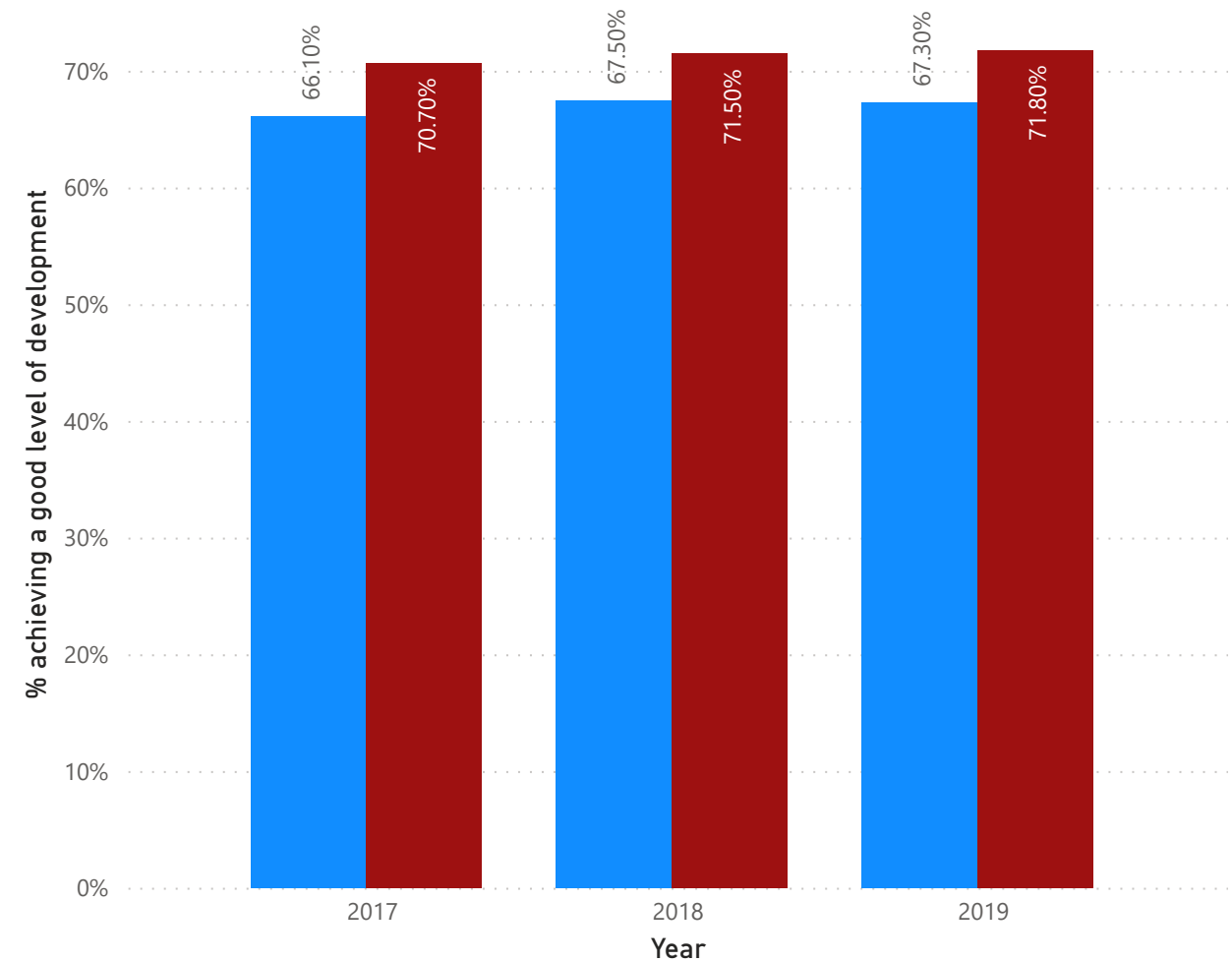
3.02 Good level of development at EYFS



Latest update: 2019

% achieving a good level of development at Early Years Foundation Stage

LA/region name ● Bolton ● ENGLAND

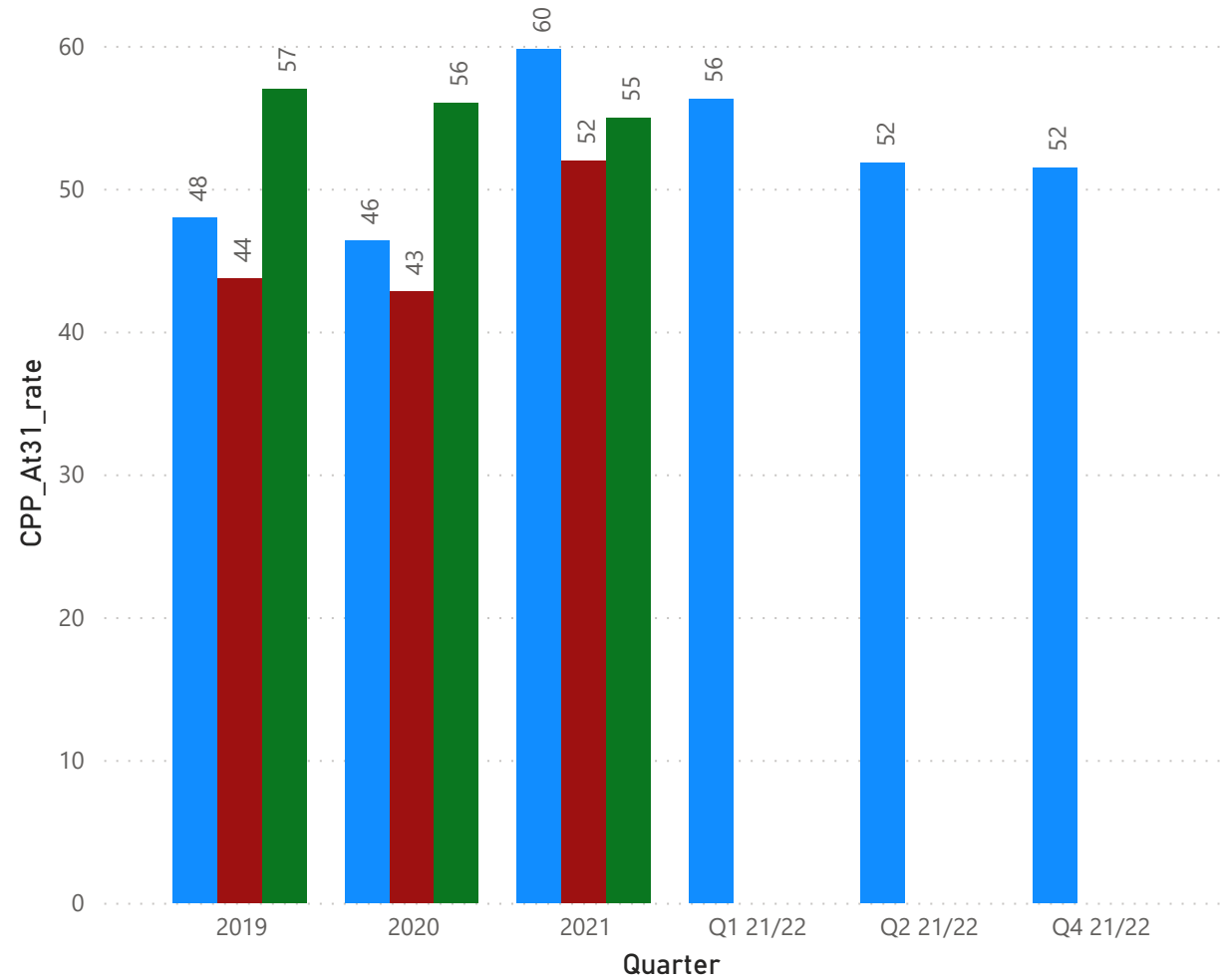


3.03 Rate (per 10,000) subject to Child Protection Plan ⓘ Latest update: Q2 21/22

3.04 Rate (per 10,000) of Looked after Children ⓘ Latest update: Q2 21/22

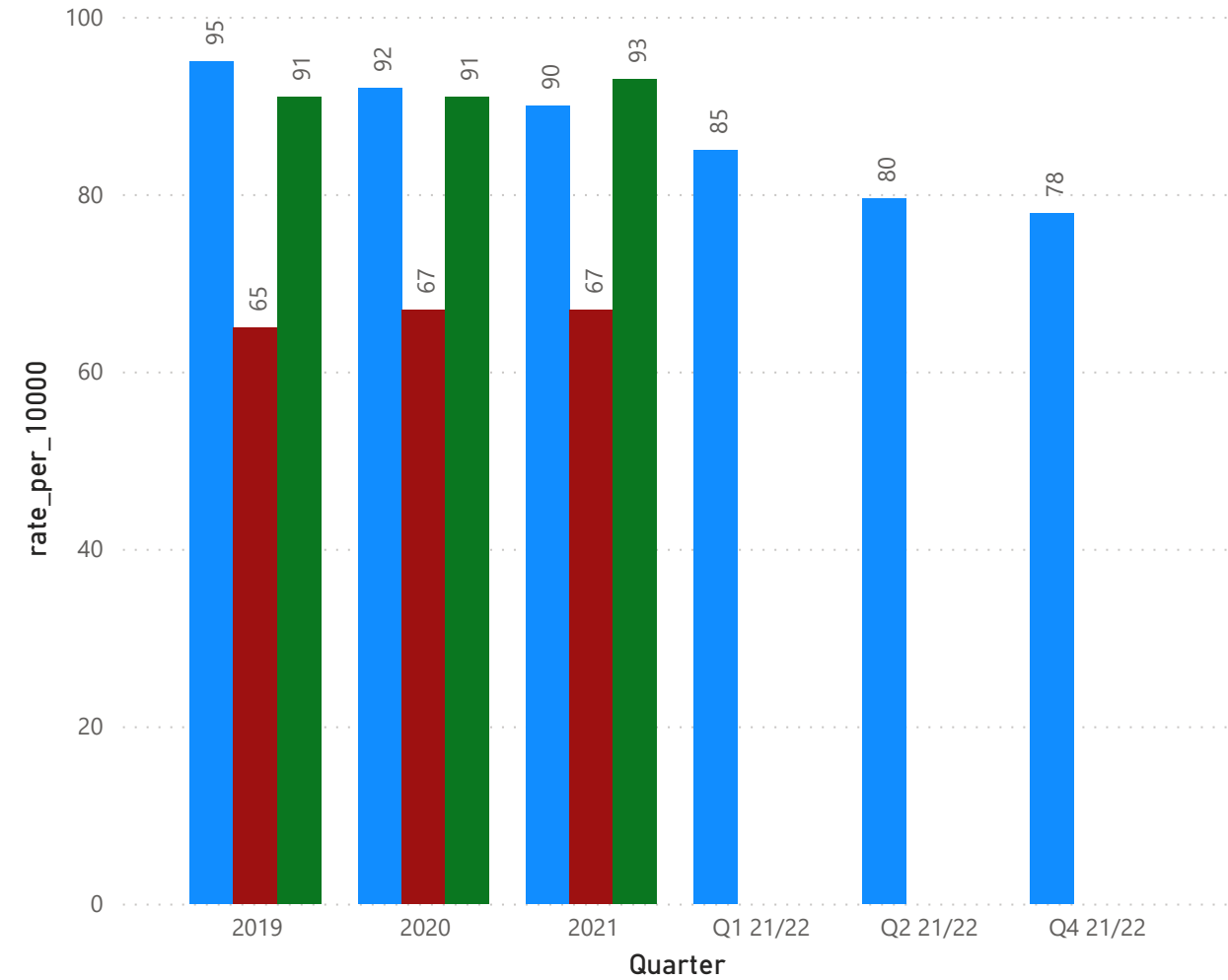
Rate (per 10,000) subject to CPP

la_name ● Bolton ● England ● GMCA



Rate (per 10,000) of LAC

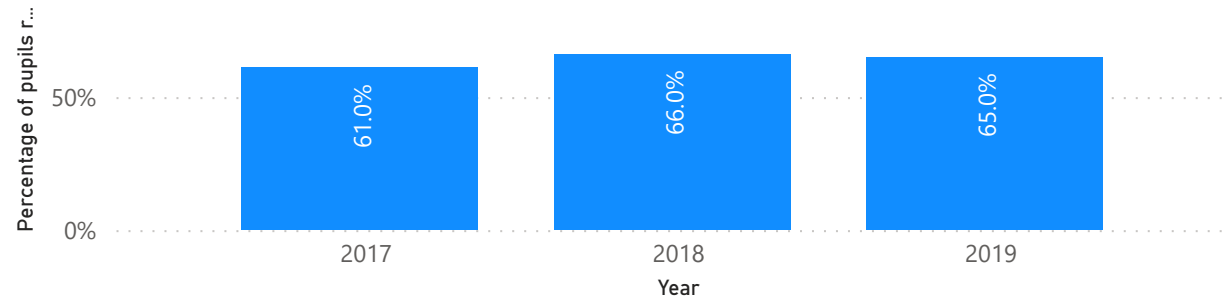
la_name ● Bolton ● England ● GMCA



3.05 % of all pupils achieving the expected standard in Reading, Writing and Maths at KS2 Latest update: 2019

% of all pupils achieving the expected standard in Reading, Writing and Maths at KS2

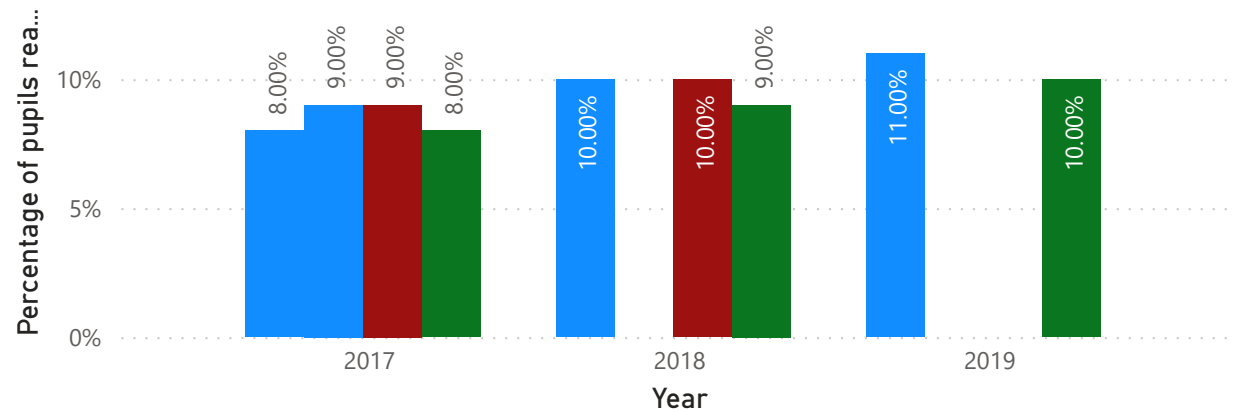
Area ● Bolton



3.06 % of all pupils reaching a higher standard in Reading, Writing and Maths at KS2 Latest update: 2019

% of all pupils reaching a higher standard in Reading, Writing and Maths at KS2

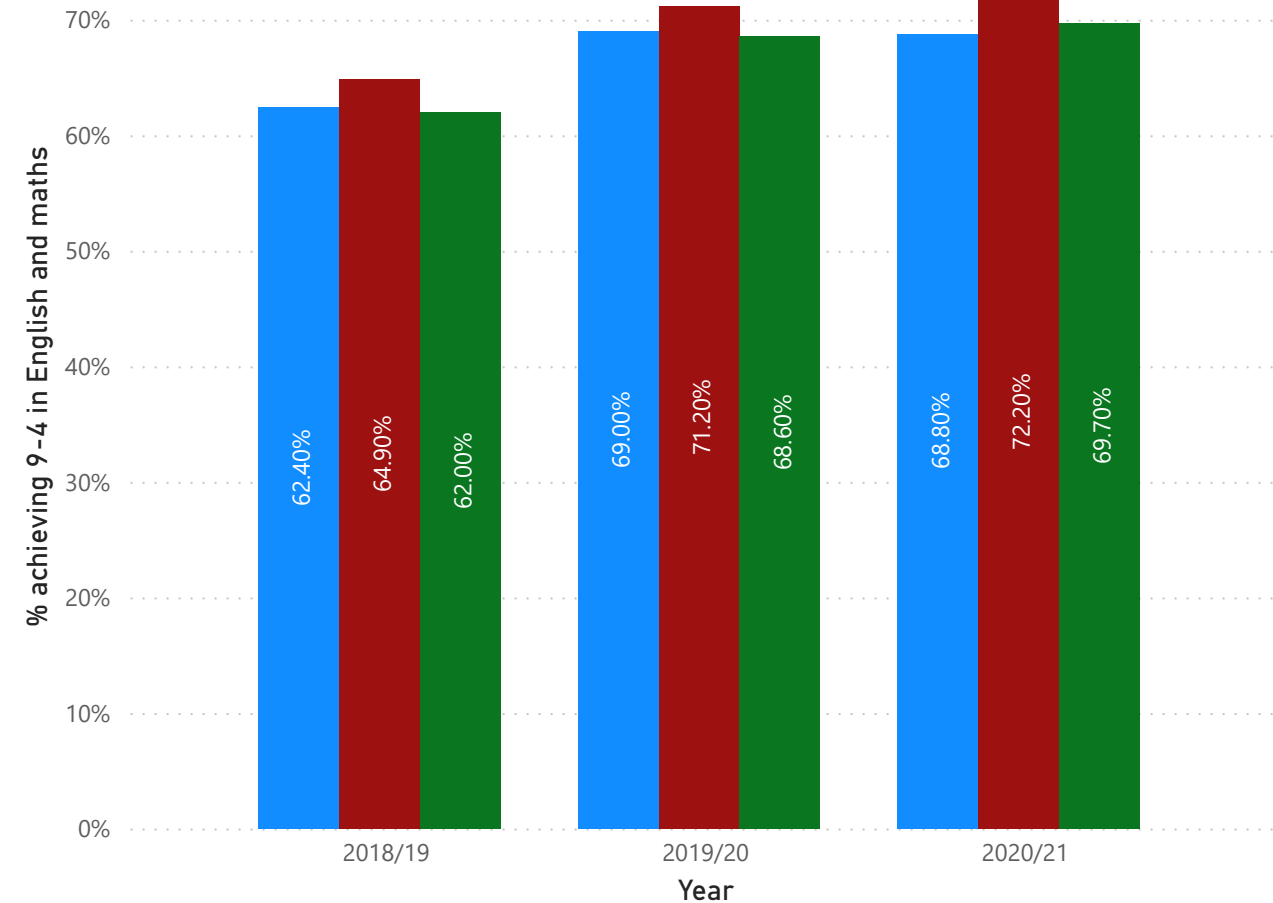
Area ● Bolton ● ENGLAND (all schools)6 ● ENGLAND (state-funded schools)5 ● North West



3.11 % of pupils achieving 9-4 in English and Maths Latest update: 2020/21

% of pupils achieving 9-4 in English and Maths

Area ● Bolton ● England ● GMCA



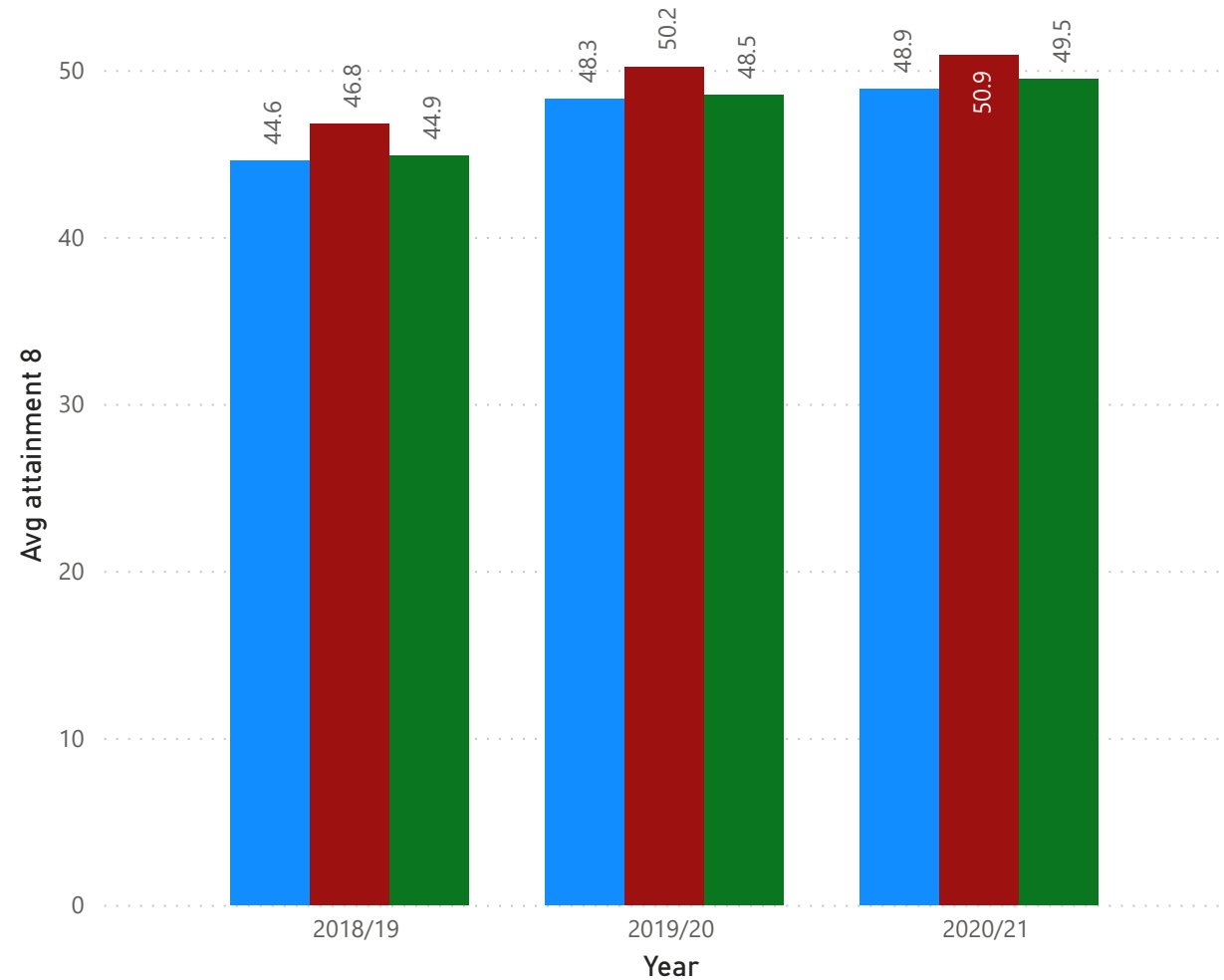
3.07 Avg Attainment 8 score per pupil



Latest update: 2020/21

Avg attainment 8 score per pupil

area label ● Bolton ● England ● GMCA



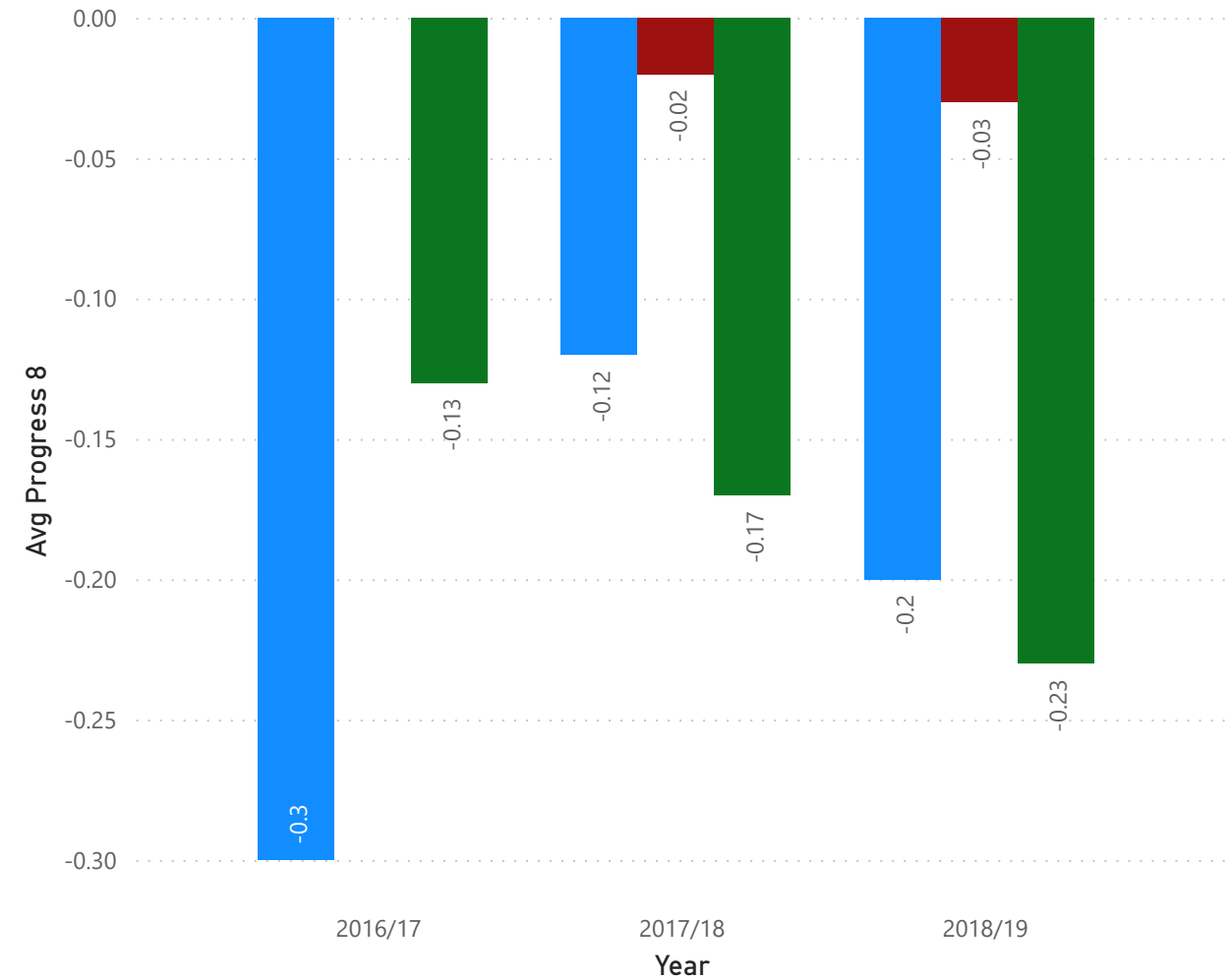
3.08 Avg Progress 8 score per pupil



Latest update: 2018/19

Avg Progress 8 score per pupil

area label ● Bolton ● England ● GMCA





3.09 % of Primary Schools (state-funded) good or better



Latest update: 01 April 2022

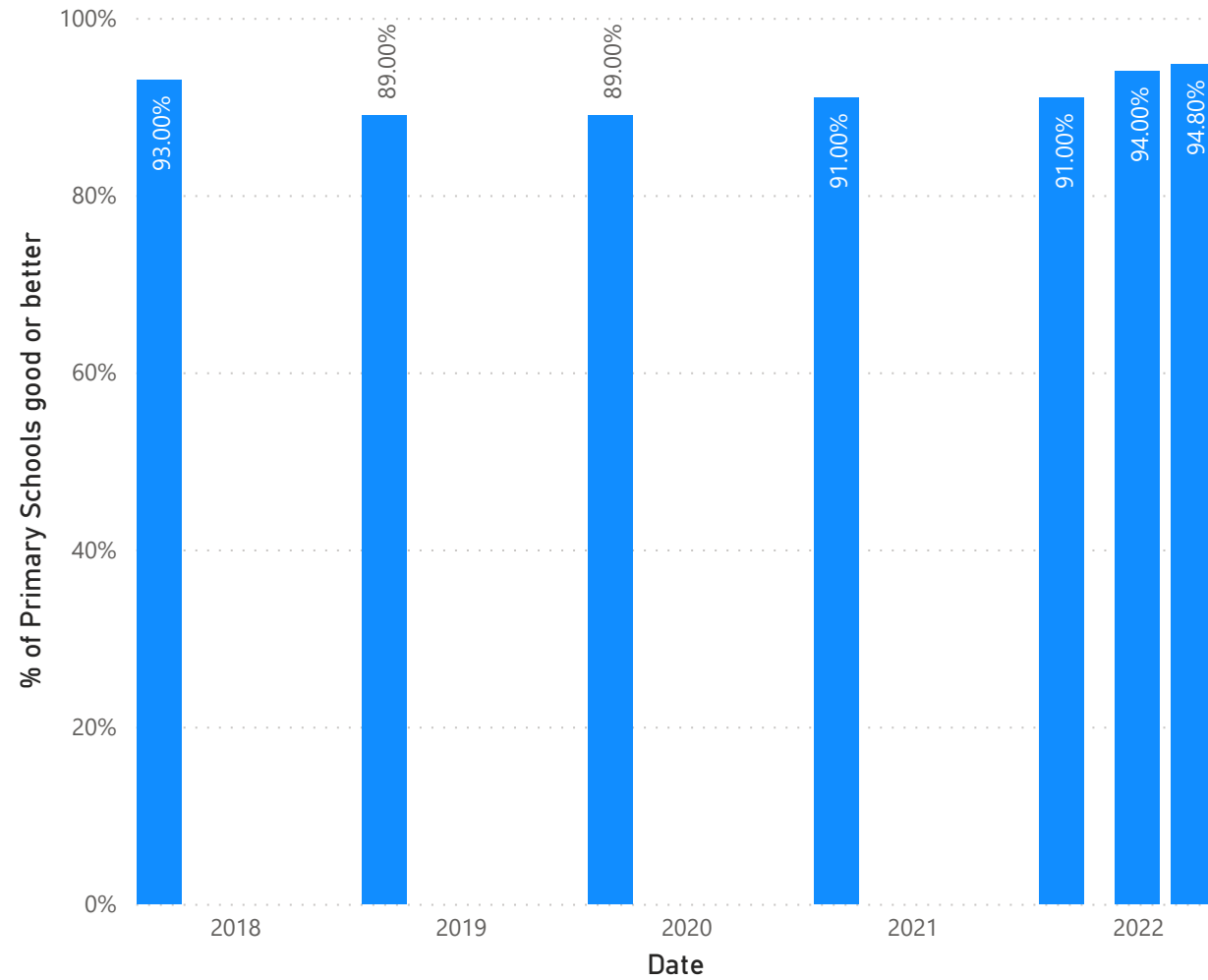
3.10 % of Secondary Schools (state-funded) good or better



Latest update: 01 April 2022

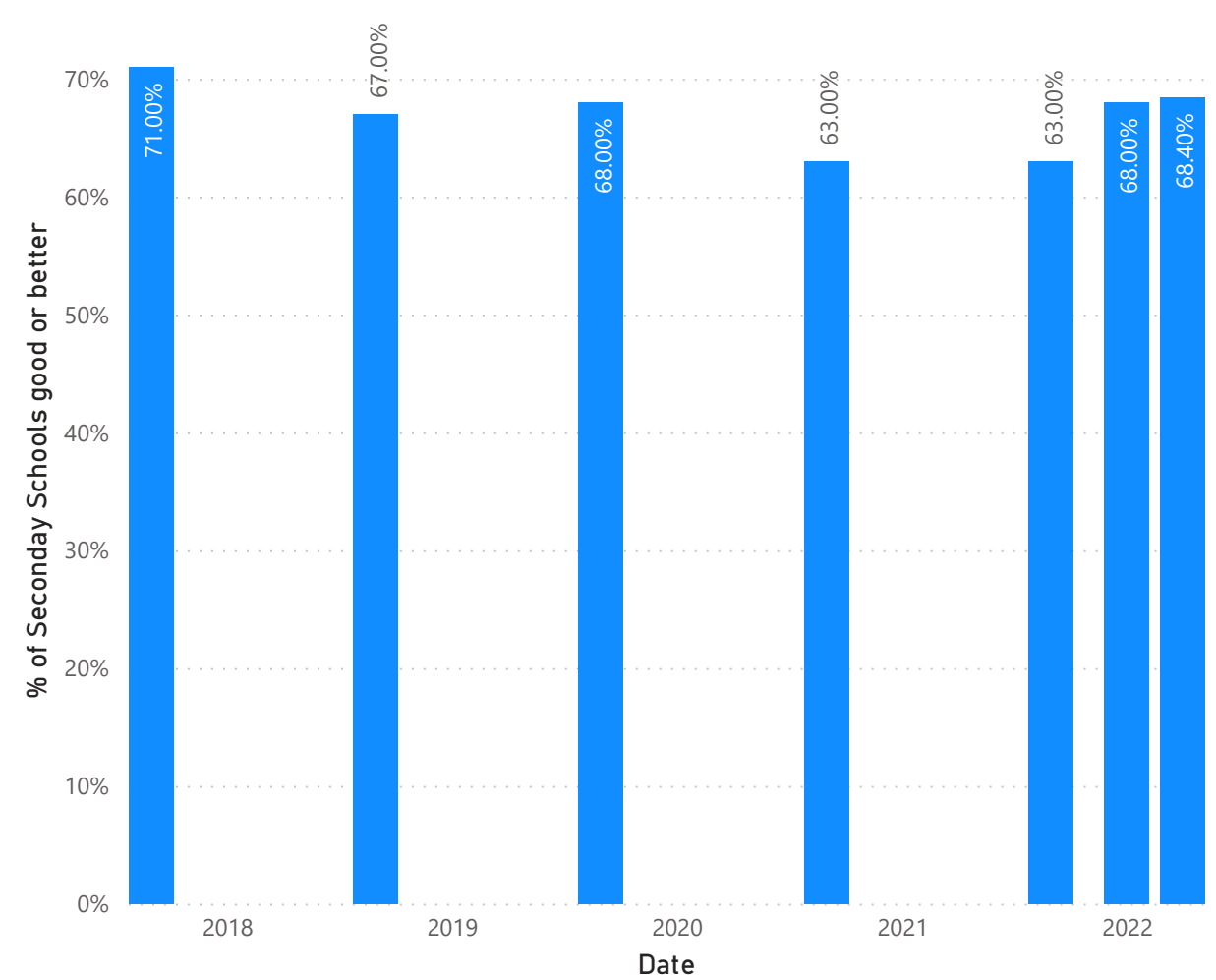
% of Primary Schools (state-funded) good or better

Area ● Bolton



% of Secondary Schools (state-funded) good or better

Area ● Bolton

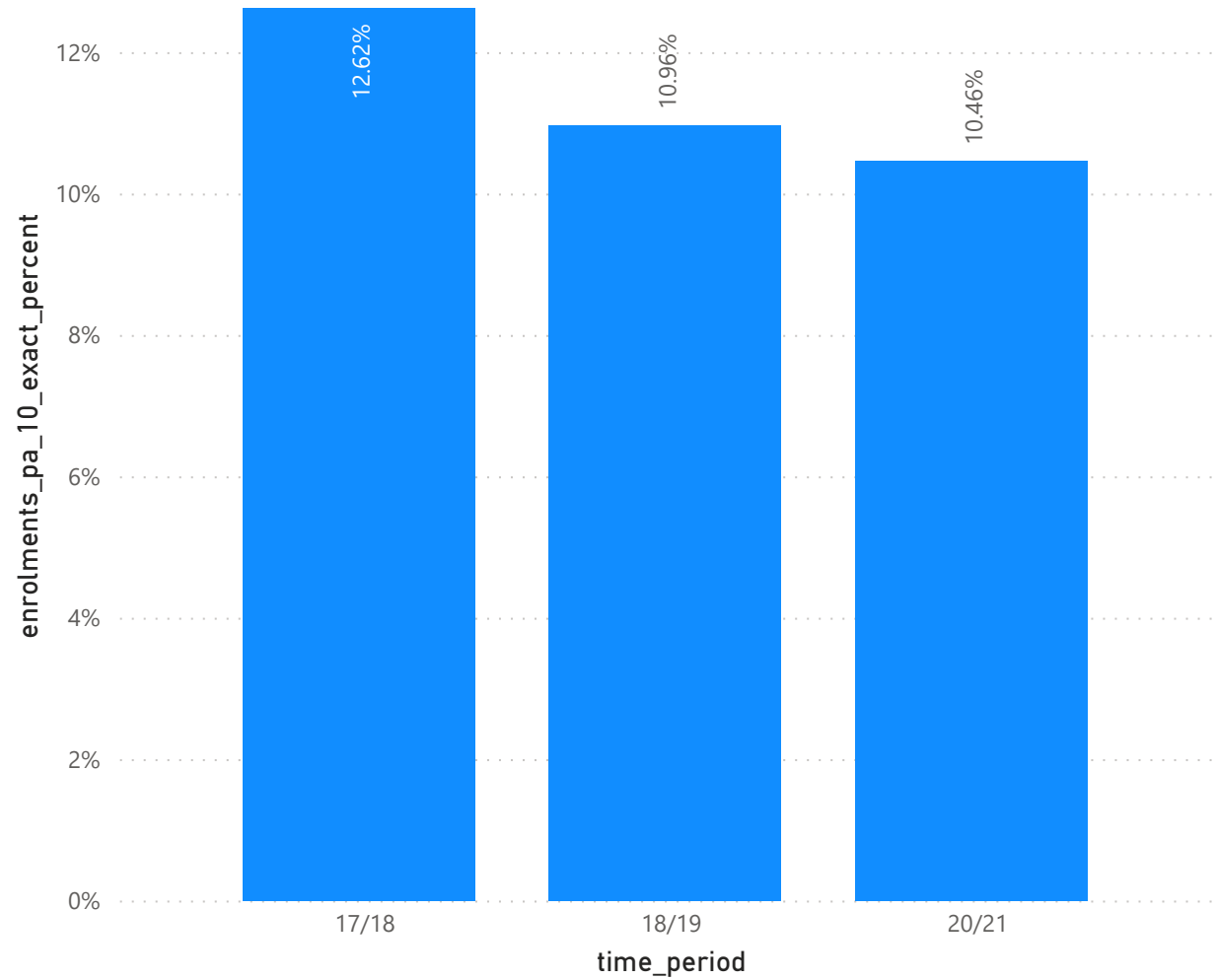


3.12 Total of school children persistently absent from school



Latest update: 20/21

Number of persistent absentees in Bolton (autumn and spring terms)





4.01 Qualified to at least Level 2 or higher



Latest update: 21/22

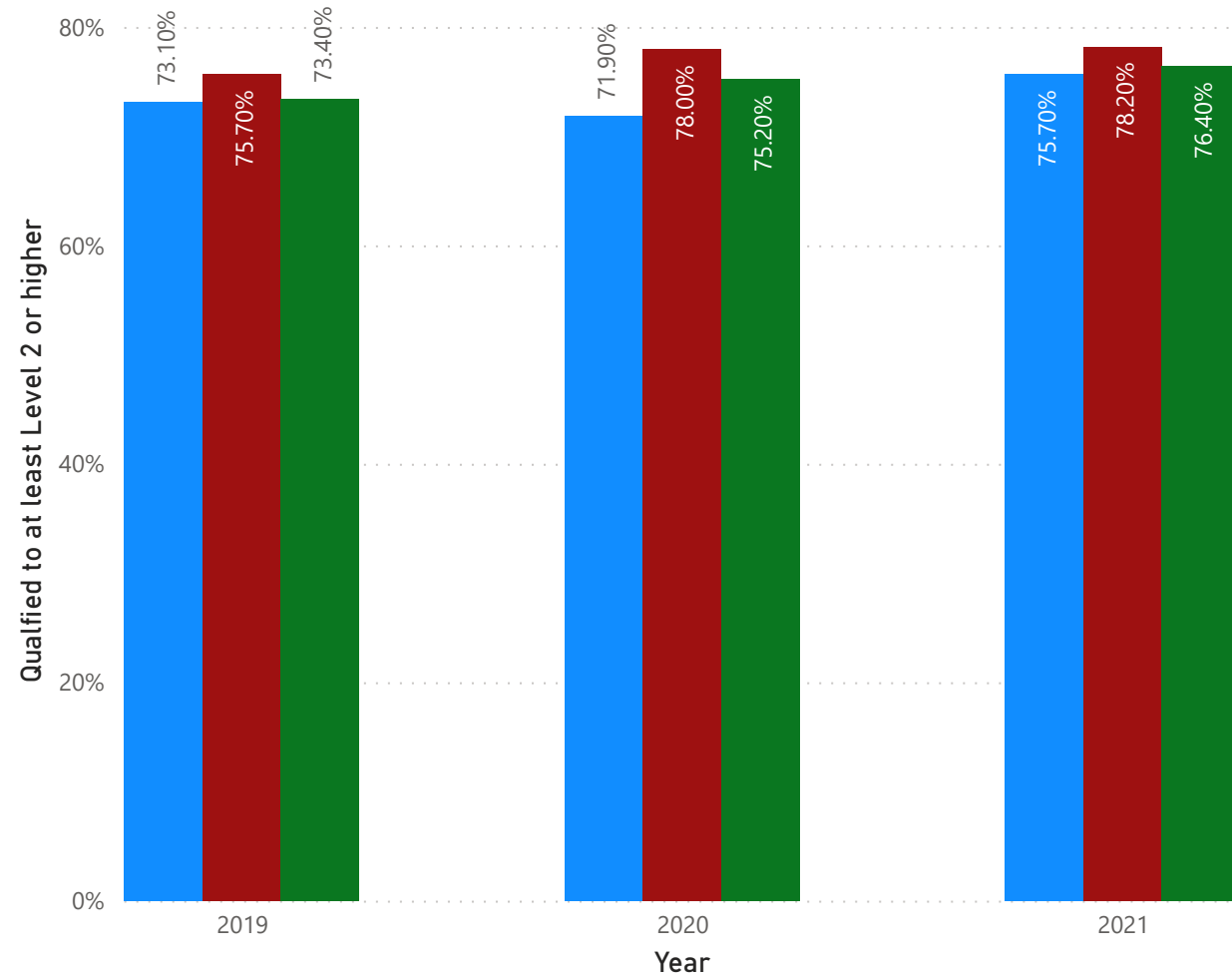
4.02 Qualified to at least Level 4 or higher



Latest update: 21/22

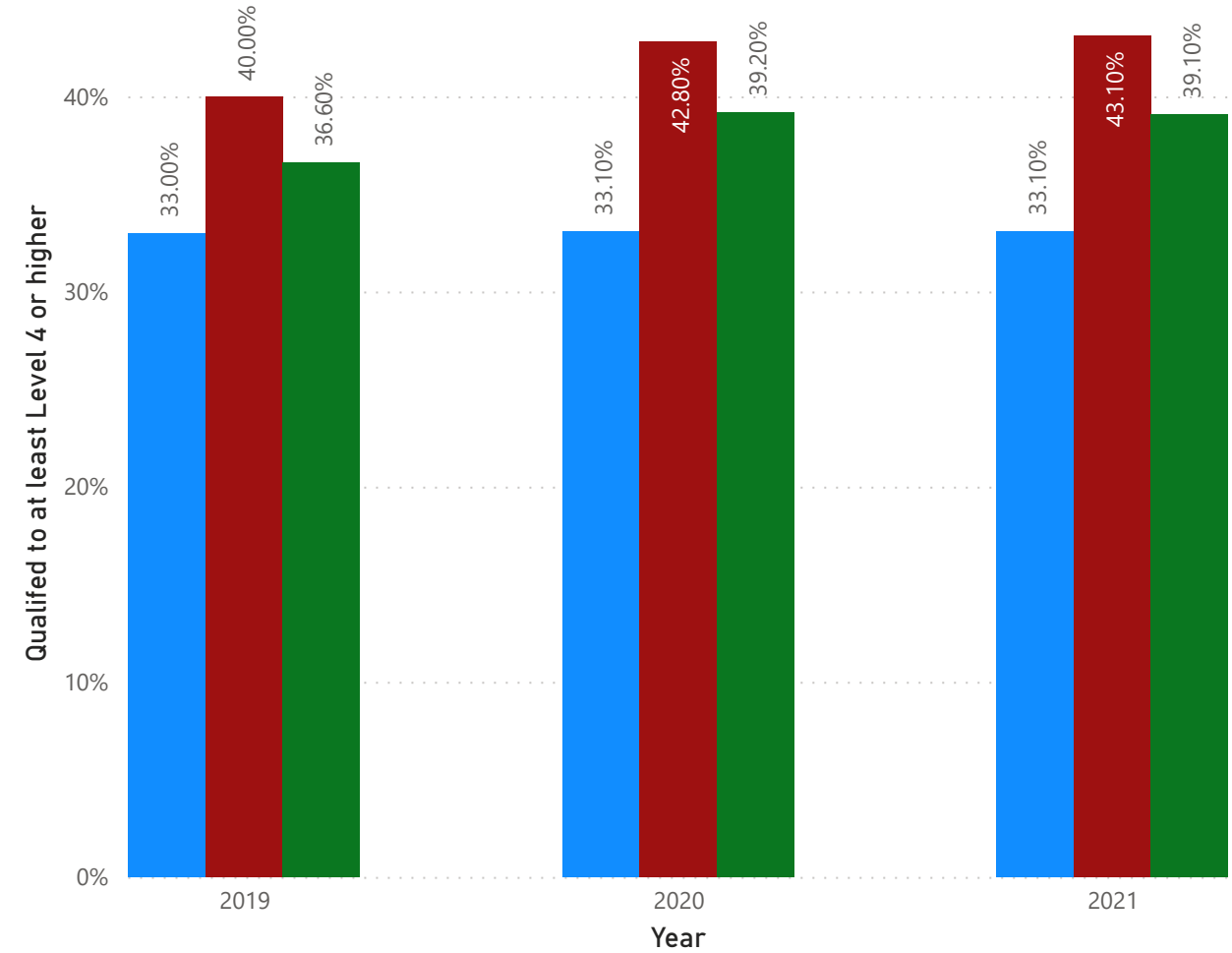
Qualified to at least Level 2 or higher

Area ● Bolton ● England ● GMCA



Qualified to at least Level 4 or higher

Area ● Bolton ● England ● GMCA



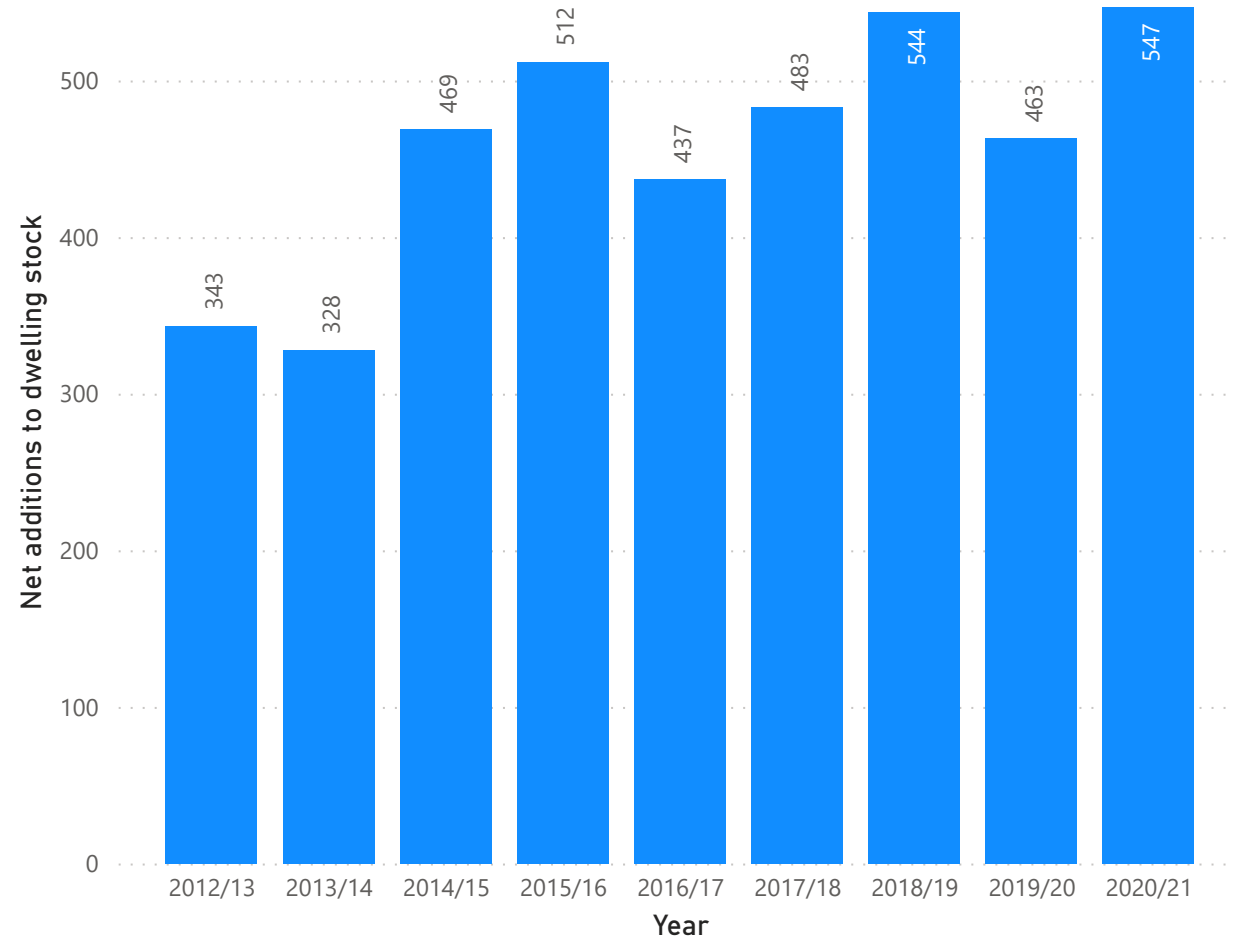
4.03 Net Additional Dwellings



Latest update: 2020/21

Net Additional Dwellings

Lower and Single Tier Au... ● Bolton



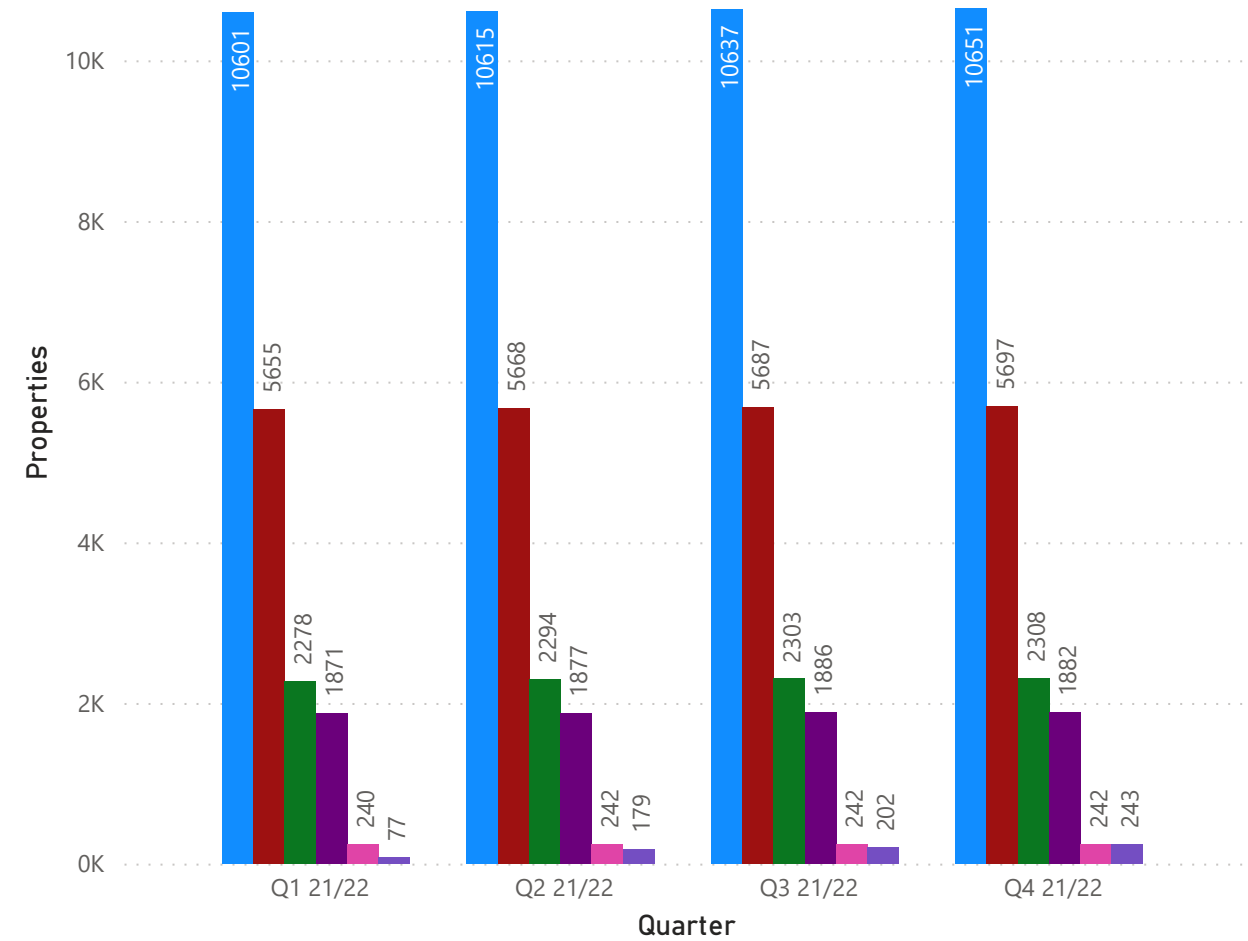
4.04 Band D and Above Properties



Latest update: Q4 21/22

Band D and above properties

Band ● D ● E ● F ● G ● H ● Unbanded



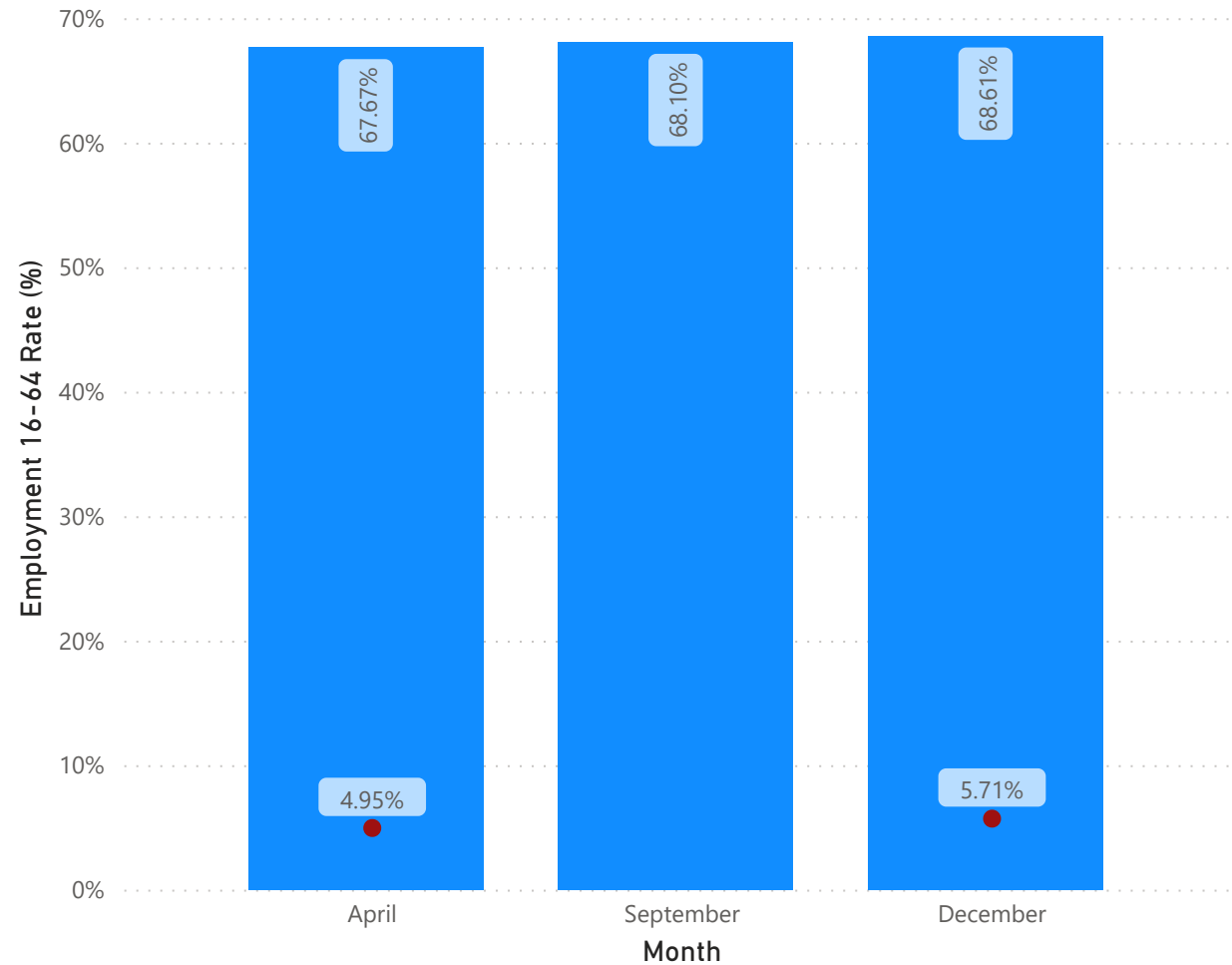
4.05 Employment Rate %



Latest update: Q3 21/22

Employment Rate % and Unemployment Rate %

Area ● Bolton ● Unemployment Rate (%)



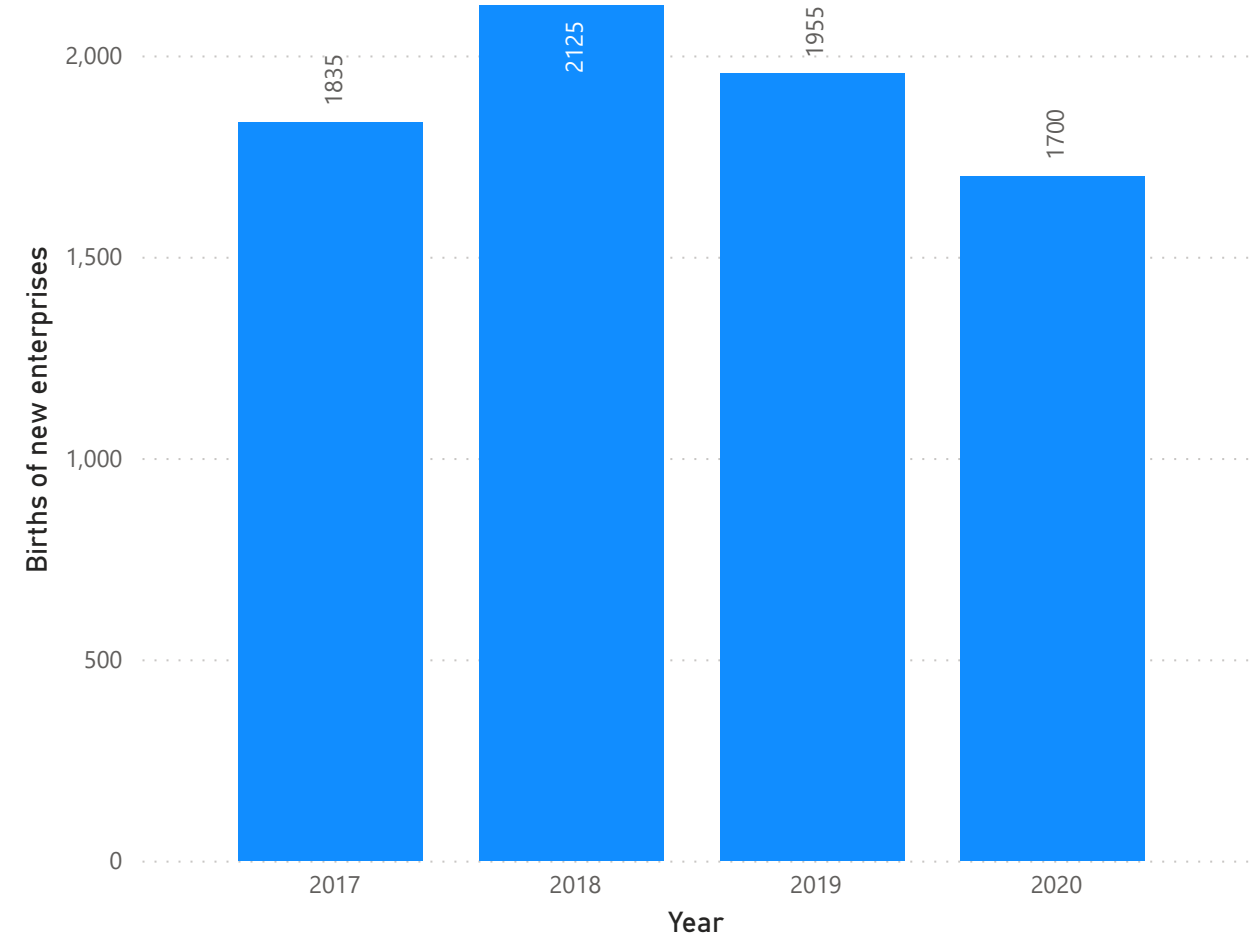
4.06 New Business start-ups



Latest update: 2020

New Business start-ups

Area ● Bolton





5.01 Recycling Rate %



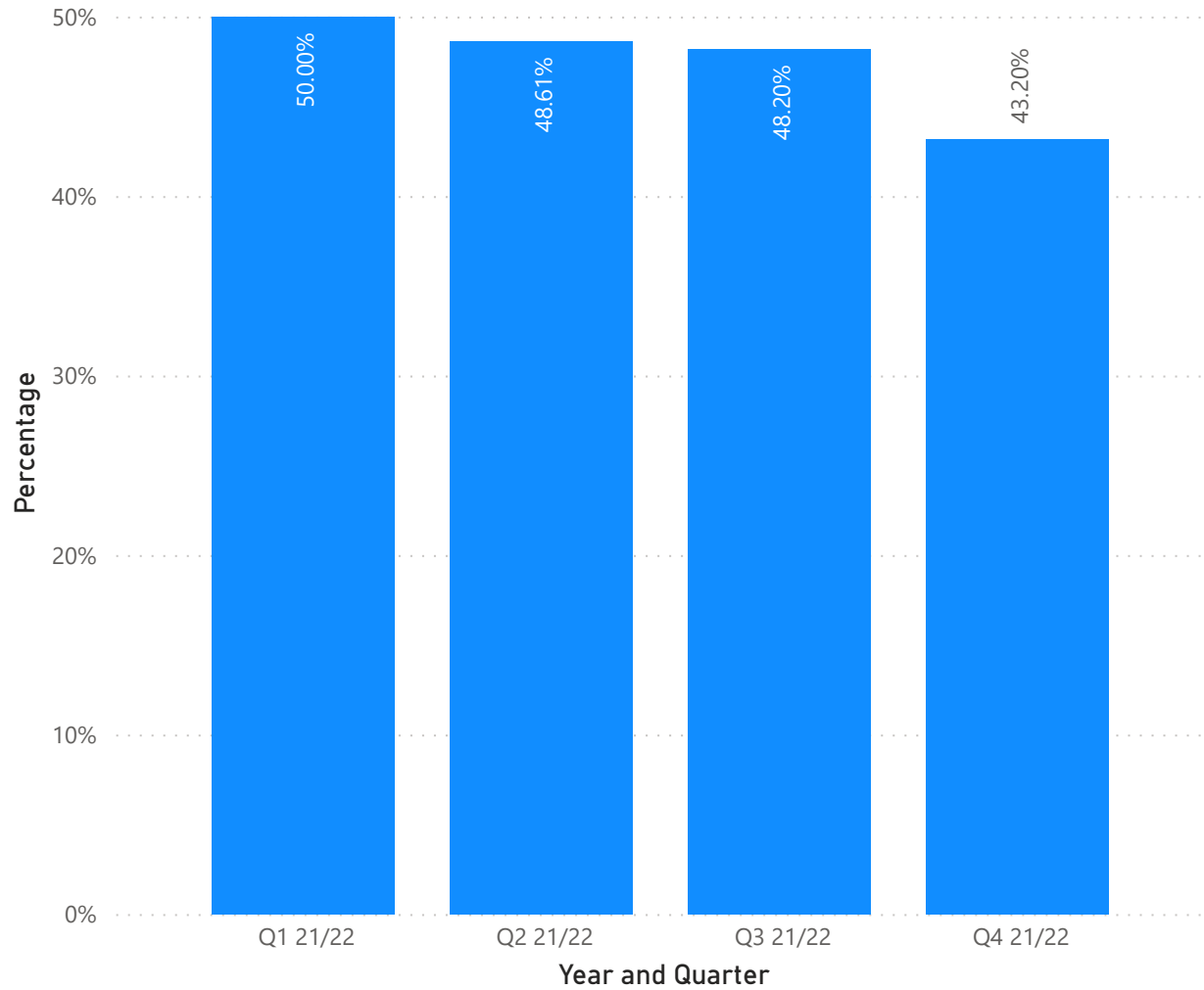
Latest update: Q4 21/22

5.02 Household Waste collection (KG)

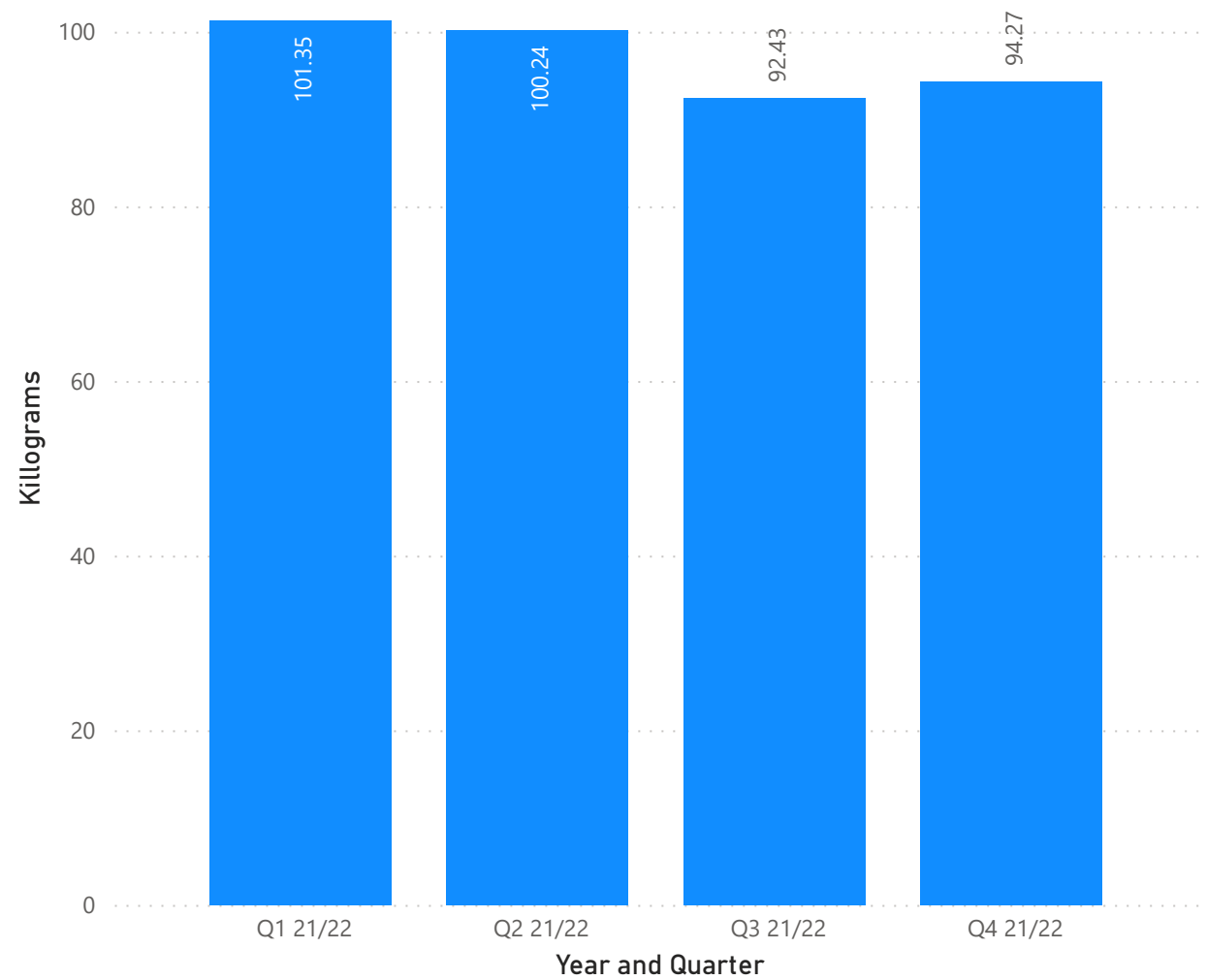


Latest update: Q4 21/22

Recycling Rate %



Household Waste collected (kg)



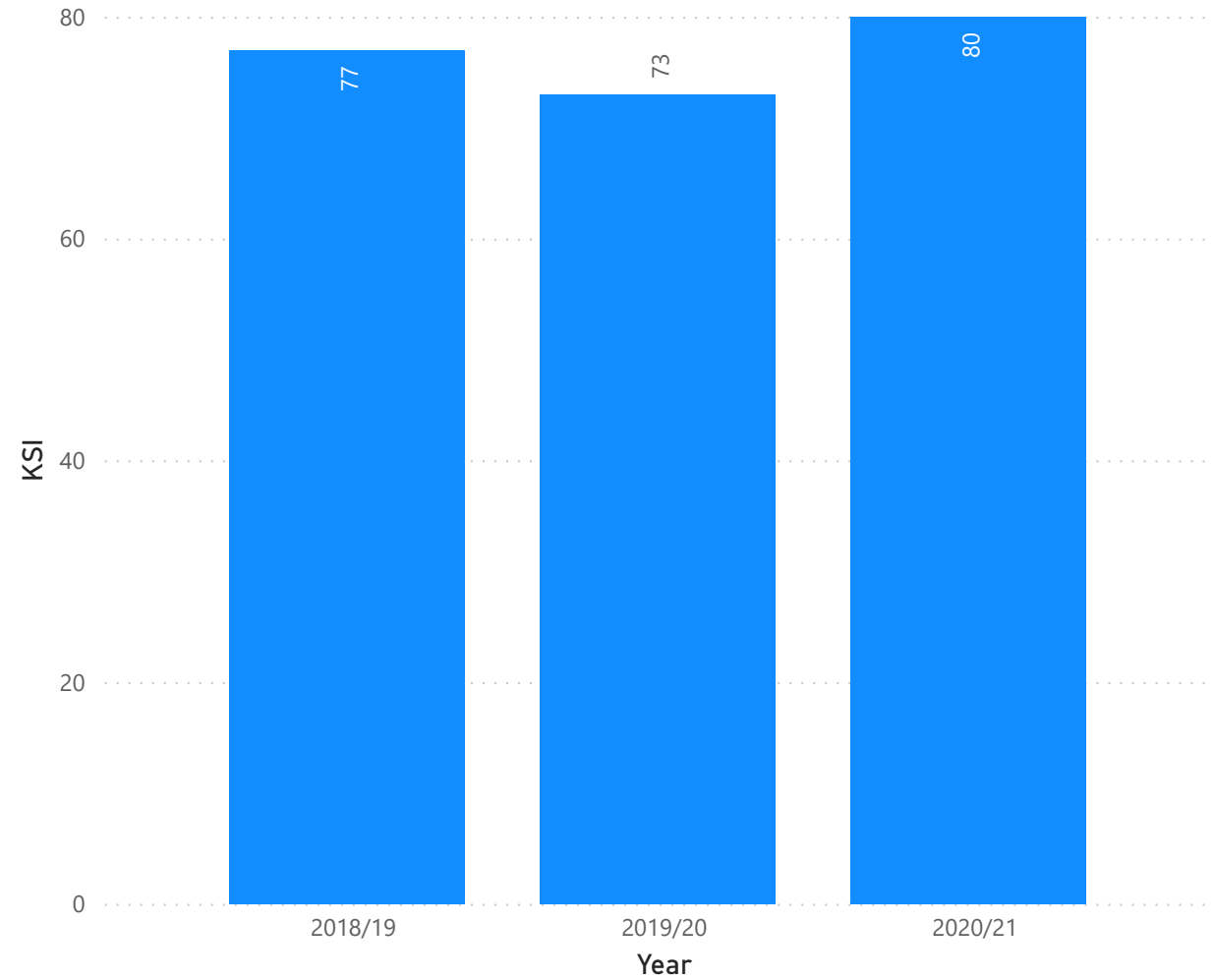
5.03 Killed and Seriously Injured



Latest update: 2020/21

KSI in Bolton

Area ● Bolton

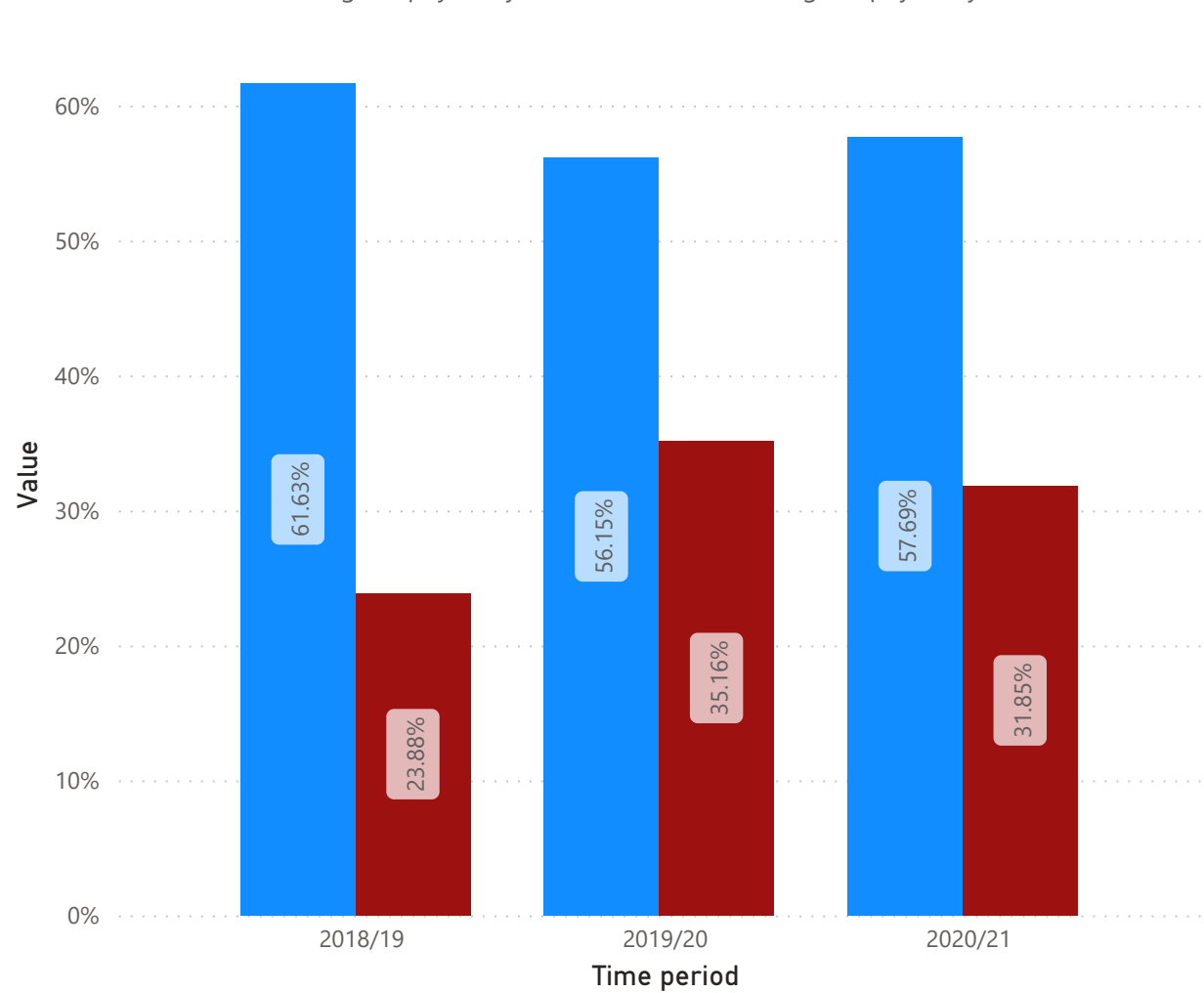


6.01 % Physically active adults

i Latest update: 2020/21

Physically active adults in Bolton

Indicator Name ● Percentage of physically active adults ● Percentage of physically inactive adults

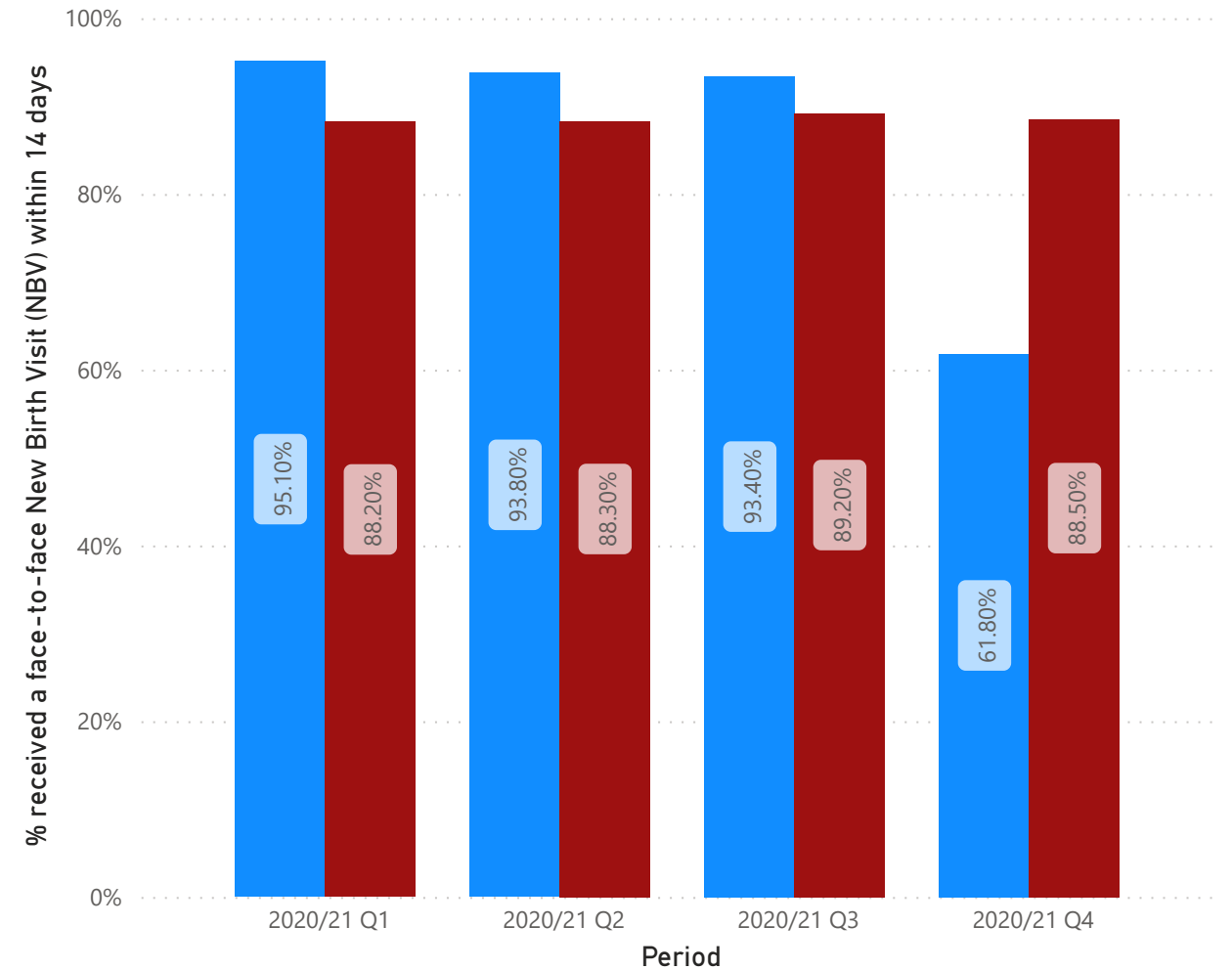


6.02 % of face-to-face New Birth Visits within 14 days

i Latest update: 2020/21

Percentage received a face-to-face New Birth Visit (NBV) within 14 days

Area ● Bolton ● England



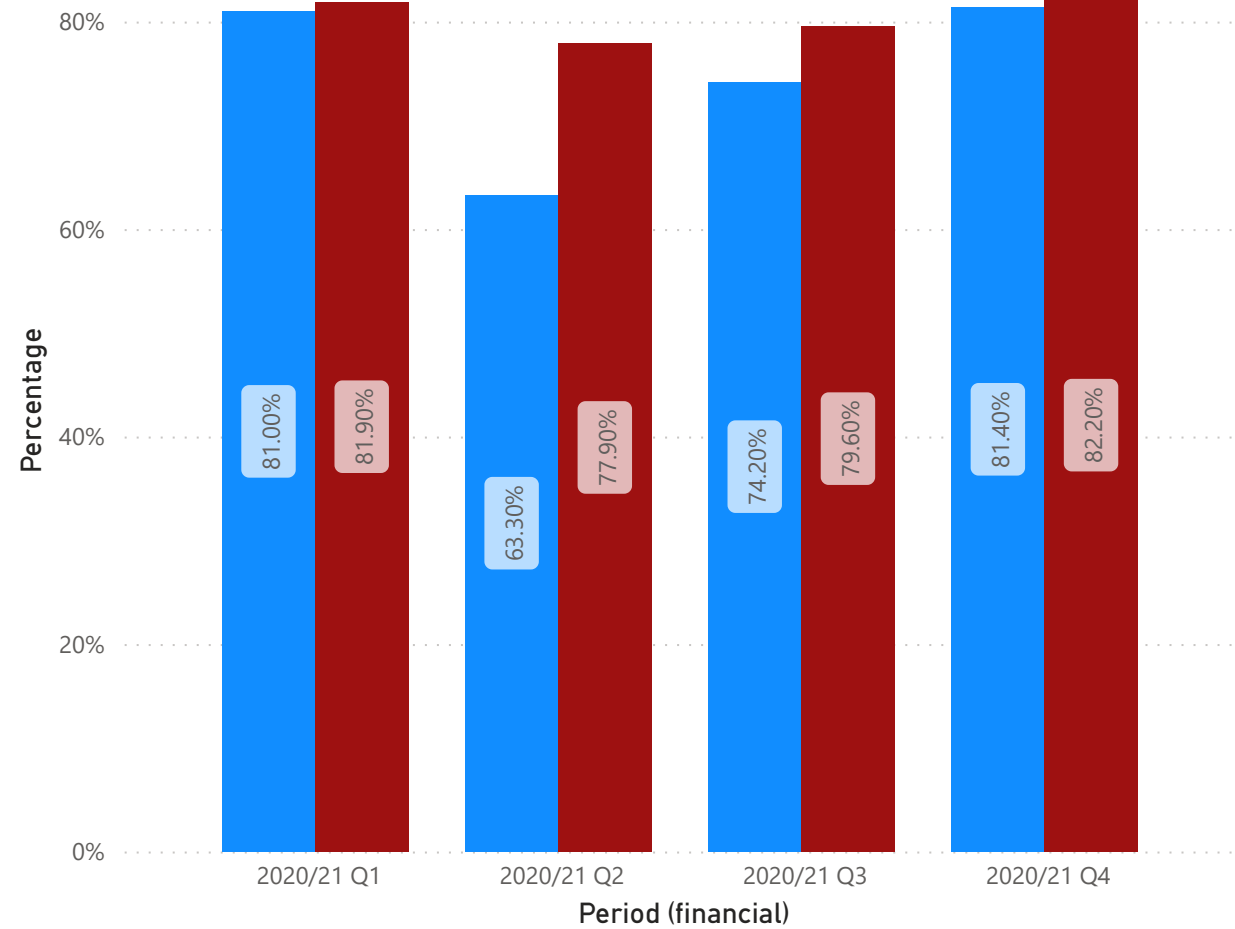
6.03 % Children aged 2.5yrs who received a 2-2.5 year review



Latest update: 2020/21

% Children aged 2.5yrs who received a 2-2.5 year review

Area ● Bolton ● England



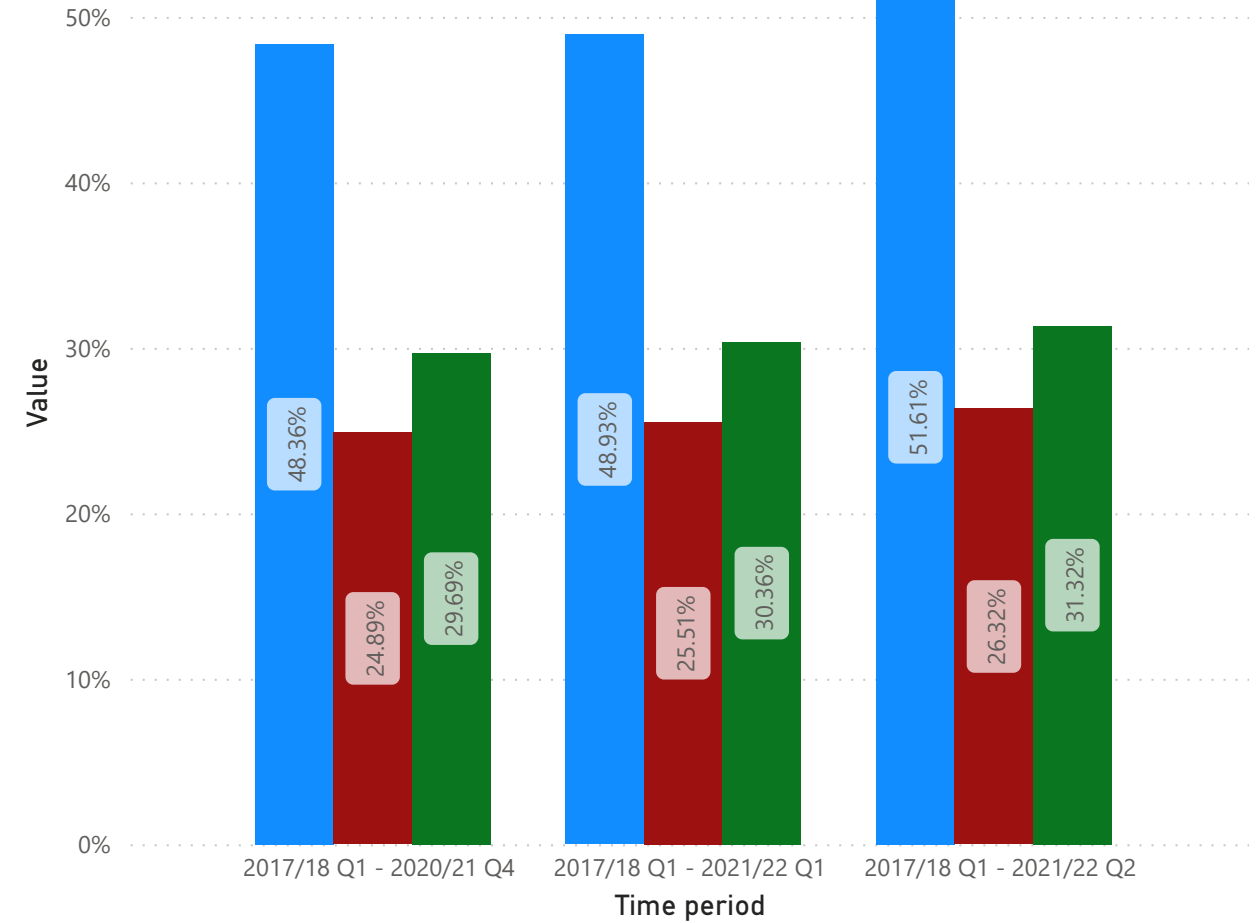
6.04 % of people receiving an NHS health check



Latest update: Q2 21/22

% of people receiving an NHS health check

AreaName ● Bolton ● England ● North West region



6.06 Chlamydia rate per 100,000 aged 15 to 24



Latest update: 2020

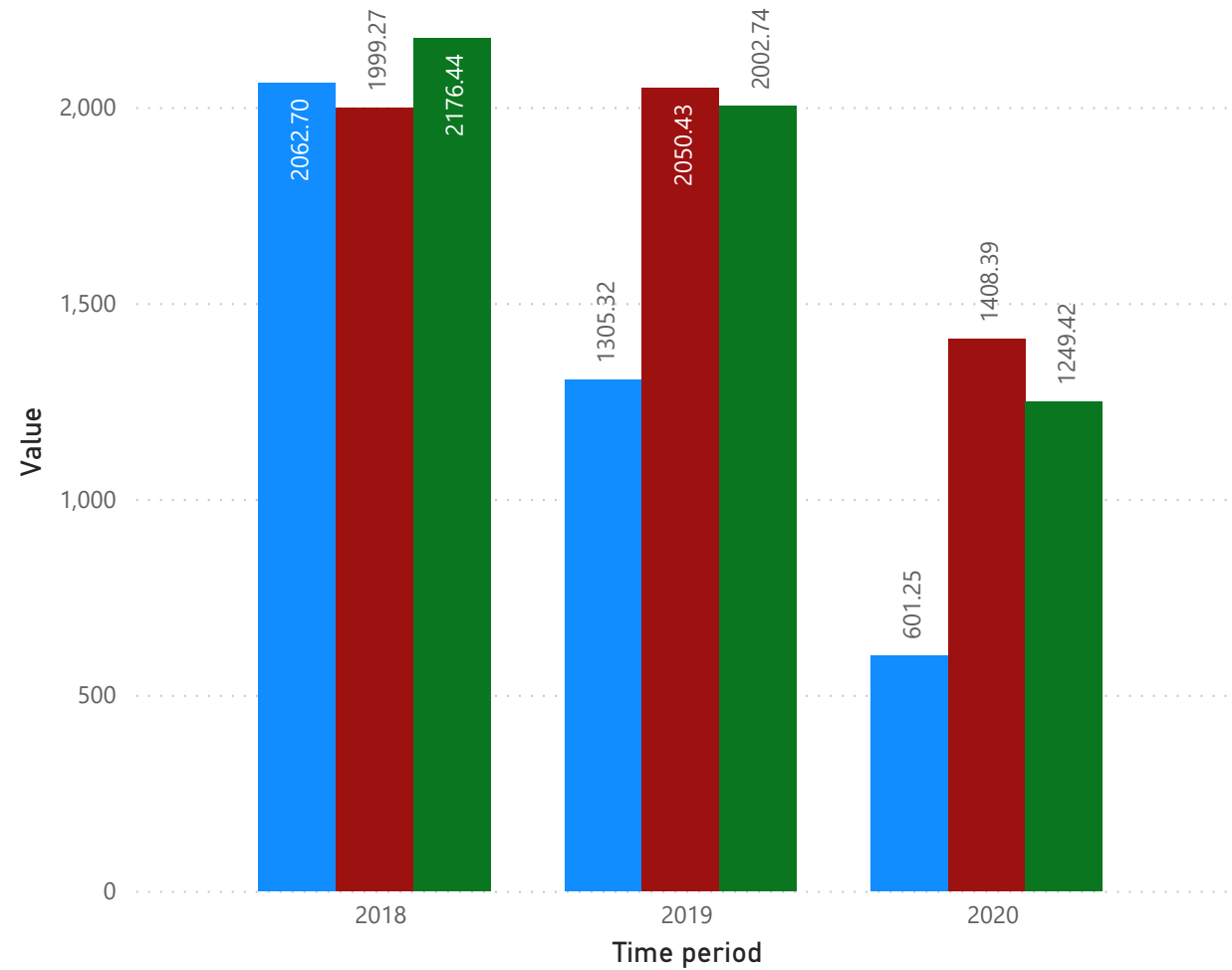
6.08 % of functional plans reviewed and updated



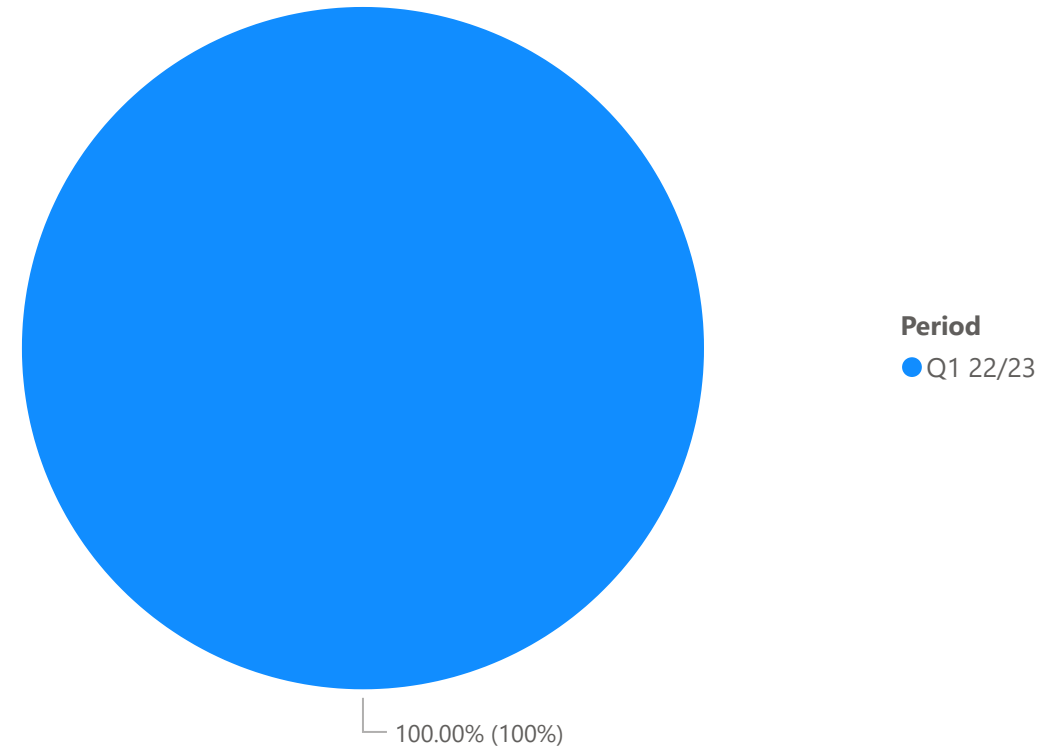
Latest update: Q1 22/23

Chlamydia rate per 100,000 aged 15 to 24

AreaName ● Bolton ● England ● North West region



% of functional plans reviewed and updated





1.10 Stage 1 complaints response

Bolton Council contribute to Bolton Council have a direct impact on

☆ ★

Service Lead	Directorate	Stable and Responsible	Getting the basics right	Empowering	Working Together	Modern
Heads of Service	Cross-directorate	—	✓	—	—	✓

Why is this measure important?

The Council aims to deliver the best possible services to it's residents with minimum disruption or issues. This indicator measures the average response time to number stage 1 complaints received by the Council and enables the organisation to assess how and why the Council is receiving complaints, how efficiently it is responding and the most appropriate next steps.

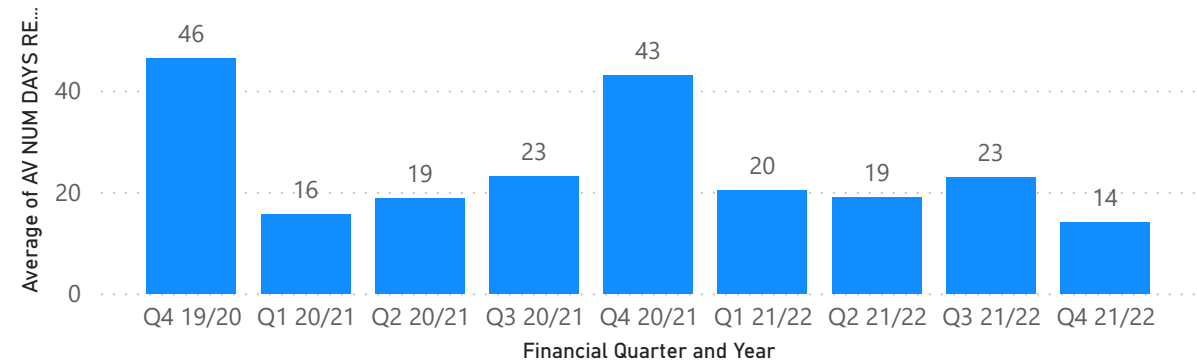
Commentary

During Q4, complaints have been analysed in CEX and Place to reduce open cases that had been sent a response but were kept open awaiting more information, to better understand what the complaints were regarding and how they can be addressed. As part of revised complaints monitoring, any remaining open complaints will be migrated to the new system in Q1 22/23. An audit of complaints has been also been completed in Q4 with a report to be produced Q1 22/23.

Source	Target	Good is...	DOT
LAGAN	20 working days response time	Lower	↑

How do we compare?

Stage 1 average response time





1.11 Stage 2 complaints received

Bolton Council contribute to

Bolton Council have a direct impact on



Service Lead	Directorate	Stable and Responsible	Getting the basics right	Empowering	Working Together	Modern
Helen Gorman	Corporate Resources		✓			

Why is this measure important?

The Council aims to deliver the best possible services to it's residents with minimum disruption or issues. This indicator measures the number of stage 2 complaints received by the Council and enables the organisation to assess how and why the complaints has escalated and respond appropriately.

Commentary

During Q4, complaints have been analysed in CEX and Place to reduce open cases that had been sent a response but were kept open awaiting more information, to better understand what the complaints were regarding and how they can be addressed. As part of revised complaints monitoring, any remaining open complaints will be migrated to the new system in Q1 22/23, the new system will contribute to us becoming a more effective and enabling organisation. An audit of complaints has been also been completed in Q4 with a report to be produced Q1 22/23.

Source

LAGAN

Target

Less than 15
Stage 2
complaints
per quarter

Good is...

Lower

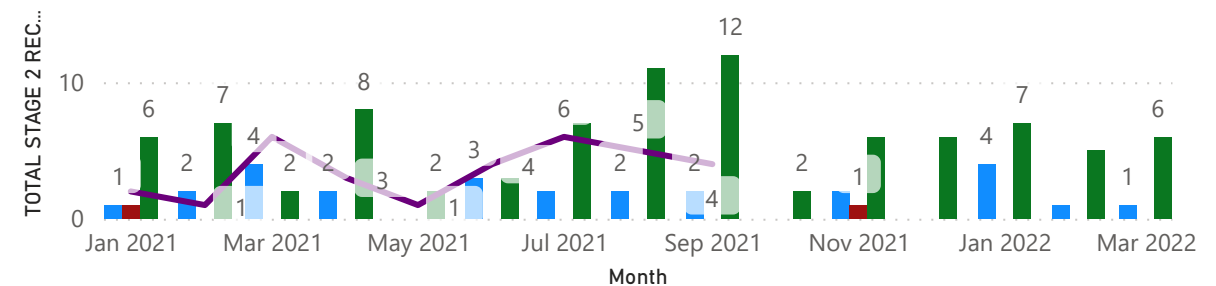
DOT



How do we compare?

Stage 2 complaints received

Directorate CEX People Place TOTAL LGSCO COMPLAINTS





1.14 Freedom of Information Requests response time

Bolton Council contribute to

Bolton Council have a direct impact on



Service Lead	Directorate	Stable and Responsible	Getting the basics right	Empowering	Working Together	Modern
Helen Gorman	Corporate Resources					

Why is this measure important?

Members of the public are able to request information from public authorities as stipulated in the Freedom of Information Act 2000. This measure tells us how effective we are at responding to and managing FOIs in accordance with this Act. The measure also aligns with our Corporate Plan, ensuring we are 'getting the basics right'.

Commentary

Performance overall continues to remain high for the percentage of requests responded to within the statutory deadline for FOIs. Within the last period, improvements have also been made in the average response times, cumulatively across the directorates. A recruitment exercise has seen the Information Governance team appoint a Head of Service to continue to drive performance within the team.

Source

IKEN

Target

91% FOIs answered on time

Good is...

Higher

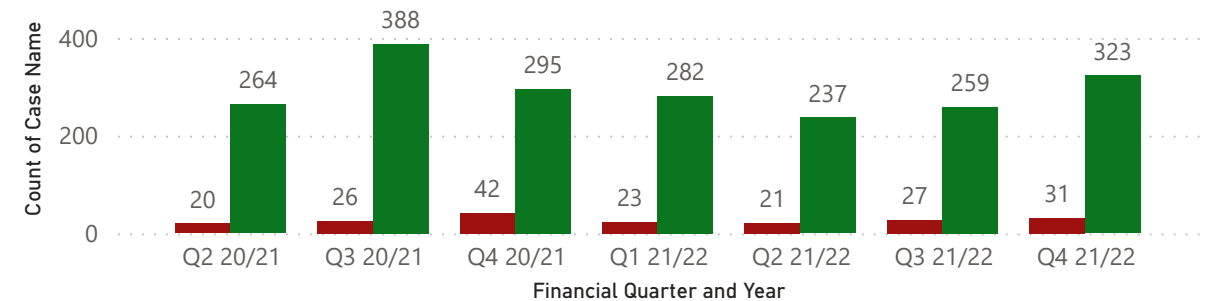
DOT



How do we compare?

FOIs via status

Time ● not on time ● on time





1.15 Subject Access Requests response time

Bolton Council contribute to

Bolton Council have a direct impact on



Service Lead	Directorate	Stable and Responsible	Getting the basics right	Empowering	Working Together	Modern
Helen Gorman	Corporate Resources		✓			

Why is this measure important?

Individuals have the right to access and receive a copy of their personal data, and other supplementary information. This measure tells us how effective and transparent in responding to members of the public in regards to the information we possess about them in accordance with the Data Protection Act. The measure also aligns with our Corporate Plan priority 'getting the basics right'.

Source

IKEN

Target

70% answered on time

Good is...

Higher

DOT



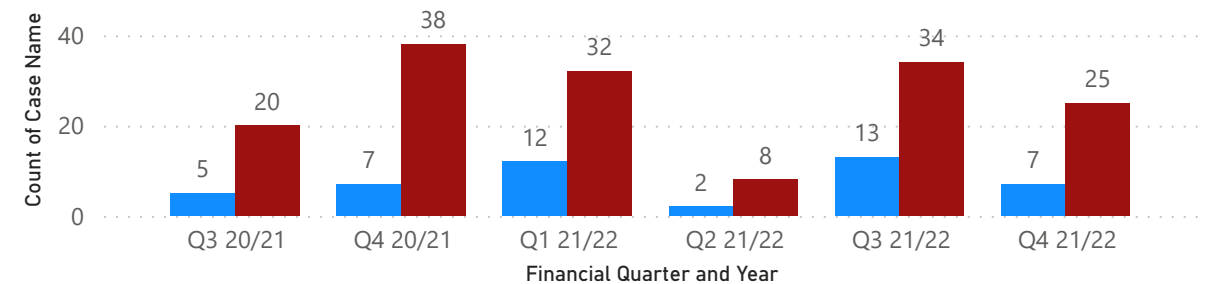
Commentary

Performance overall continues to remain high for the percentage of requests responded to within the statutory deadline for SARs.

How do we compare?

SAR Requests via status

Answered on time? ● not on time ● on time





1.20 Corporate Income

Bolton Council contribute to Bolton Council have a direct impact on

☆ ★

Service Lead	Directorate	Stable and Responsible	Getting the basics right	Empowering	Working Together	Modern
Sue Johnson	Corporate Resources	✓	✓	▬	▬	▬

Why is this measure important?

This measure allows the Council to measure the Projected Outturn based on the Aggregate Financial Monitor, allowing the Council to understand some of the key income sources

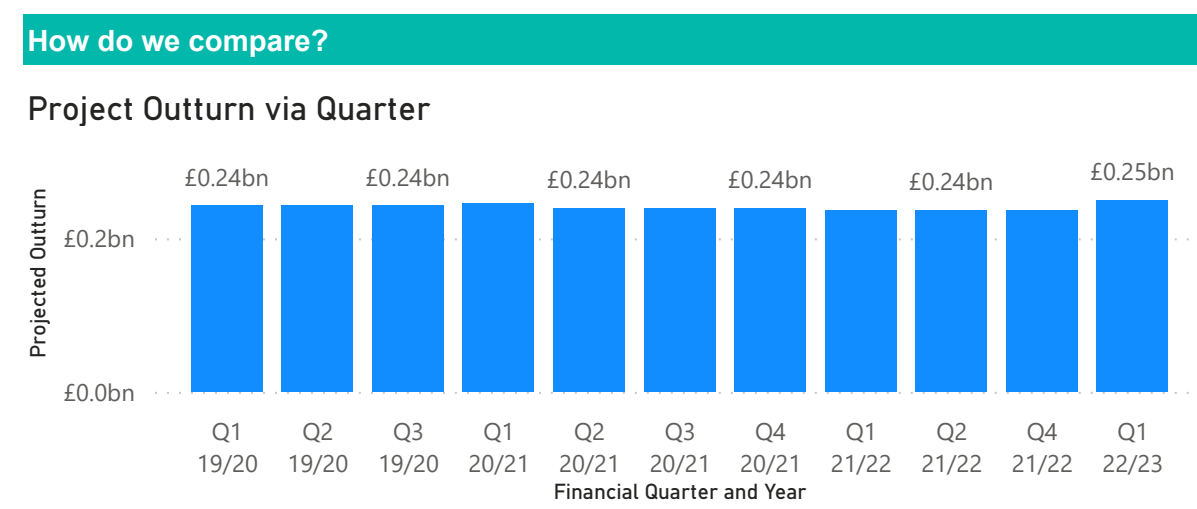
Source Treasury Report	Target N/A	Good is... Higher	DOT ↑
----------------------------------	---------------	-----------------------------	----------

Commentary

The Projected Outturn is based on the Aggregate Financial Monitor as shown in Appendix 1. The breakdown for Council Tax income has been shown below:

CT Contribution: £122,434k
 ASC Contribution: £1,384k
 General Levy: £2,436k
 Total: £126,254k

And for Business Rates:
 Retained Local Business Rates: £94,591k
 Business Rates Top-Up: £23,031k
 Total: £117,622k





1.21 Savings Delivered

Bolton Council contribute to

Bolton Council have a direct impact on



Service Lead	Directorate	Stable and Responsible	Getting the basics right	Empowering	Working Together	Modern
Janet Pollard	Corporate Resources	✓	✓	▬	▬	▬

Why is this measure important?

This measure allows the Council to assess whether it is on track to deliver the savings targets identified within the budget proposals

Source

Budget

Target

100% savings achieved

Good is...

Achieved

DOT



Commentary

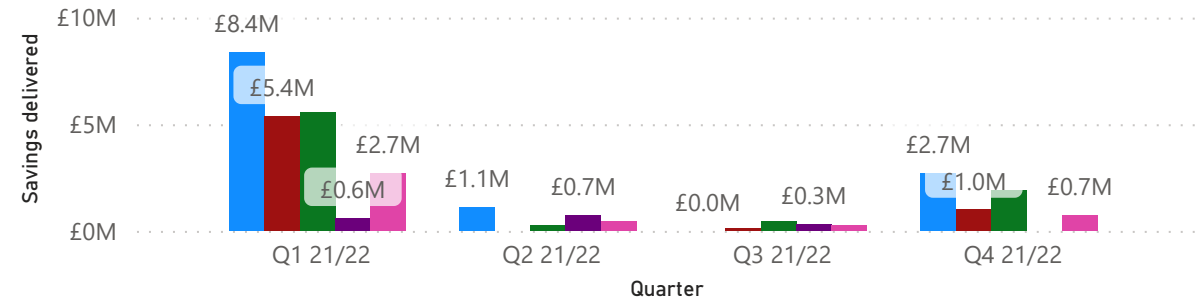
In February 2021, Full Council signed off a revised Medium Term Financial Strategy and two year budget. This required a savings and efficiency programme, which, following consultation, identified £37.2m of savings to be delivered over the two year timeframe. A robust savings programme was established with a corporate steering group meeting monthly, and regular updates to ECM.

As of the end of the first year of the two year programme, 88% of the programme has been delivered. The remaining 12% of the programme has been scheduled and should complete in 2022/23.

How do we compare?

Savings Delivered 21/22

Directorate ● Adults ● CEX ● Childrens ● PH ● Place





1.22 Core Spending Power / Settlement Funding

Bolton Council contribute to

Bolton Council have a direct impact on



Service Lead	Directorate	Stable and Responsible	Getting the basics right	Empowering	Working Together	Modern
Sue Johnson	Corporate Resources	✓	✓	▬	▬	▬

Why is this measure important?

Local authorities vary in terms of the amount of money they raise through locally generated income, and the proportion of business rates they retain for themselves. Therefore Bolton Council's s spending power has been provided, as this can be more meaningful in terms of the total revenue local authorities have at their disposal.

Source

TBC

Target

N/A

Good is...

Higher

DOT



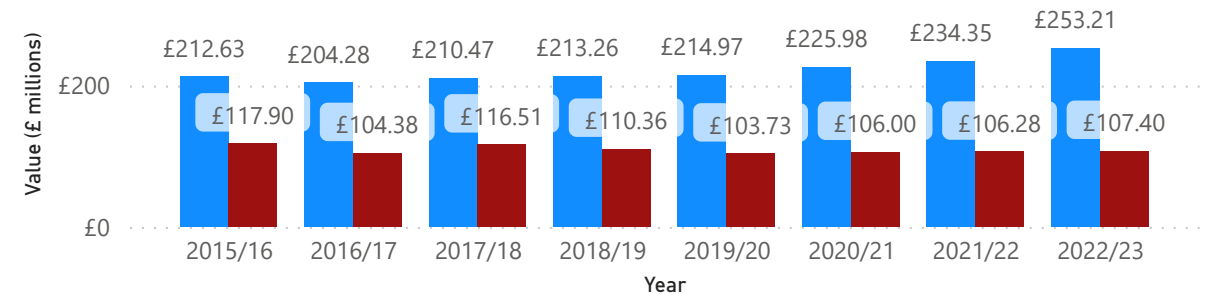
Commentary

Funding figures represent only the Settlement Funding Assessment totals coming through the local government funding settlement. Other sources of funding (for example, council tax and business rates) are not included in the funding figures, but are included in spending power. The spending figures given here are "net current expenditure", which covers each local authority's total spending financed through central government grants, council tax, business rates, etc, less additional income from sales, fees, charges, and other sources. This does not include capital spending – that is, spending on assets that last, such as buildings or vehicles. The spending figures are much higher than those for spending power, as the latter do not include some ring-fenced grants.

How do we compare?

Core Spending Power / Settlement Funding

Type ● Core Spending Power ● Settlement Funding





1.23 Net Spending Power

Bolton Council contribute to

Bolton Council have a direct impact on



Service Lead	Directorate	Stable and Responsible	Getting the basics right	Empowering	Working Together	Modern
Sue Johnson	Corporate Resources	✓	✓	▬	▬	▬

Why is this measure important?

Local authorities vary in terms of the amount of money they raise through locally generated income, and the proportion of business rates they retain for themselves. Therefore Bolton Council's s spending power has been provided, as this can be more meaningful in terms of the total revenue local authorities have at their disposal.

Source

TBC

Target

N/A

Good is...

Higher

DOT

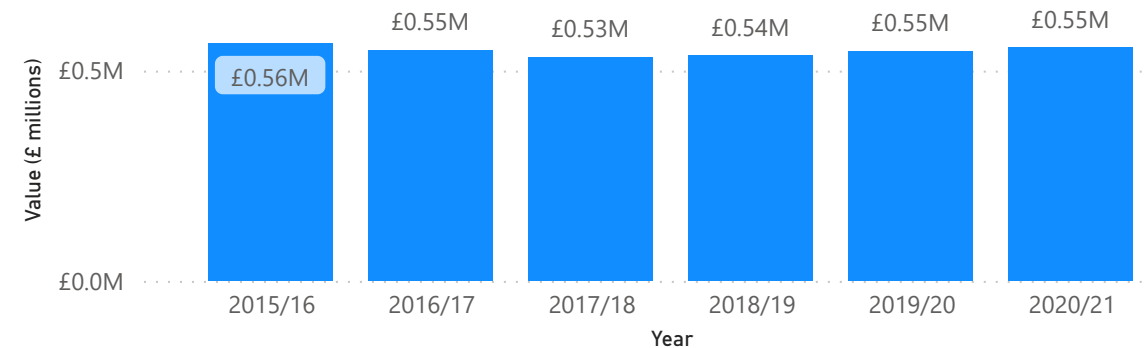


Commentary

Funding figures represent only the Settlement Funding Assessment totals coming through the local government funding settlement. Other sources of funding (for example, council tax and business rates) are not included in the funding figures, but are included in spending power. The spending figures given here are "net current expenditure", which covers each local authority's total spending financed through central government grants, council tax, business rates, etc, less additional income from sales, fees, charges, and other sources. This does not include capital spending – that is, spending on assets that last, such as buildings or vehicles. The spending figures are much higher than those for spending power, as the latter do not include some ring-fenced grants.

How do we compare?

Net Spending Power in Bolton





1.40 Business Rates Collection

Bolton Council contribute to

Bolton Council have a direct impact on



Service Lead	Directorate	Stable and Responsible	Getting the basics right	Empowering	Working Together	Modern
Phil Rimmer	Corporate Resources					

Why is this measure important?

Business rates are the way in which businesses contribute to the cost of local services. As Bolton Council retain 98% of Business Rates, this measure allows the Council to measure the collection rate for a key income source for the Council.

Commentary

At the end of March 22, the total amount of business rates payable for 2021/22 was £78.0m. This is still lower than pre-covid years as there are still businesses that had reductions to support them in continuing to trade whilst recovering from the pandemic.

The collection rate at the end of March 22 was 93.08% compared to 89.40% at the end of March last year – so a good improvement. Overall though collection rates are still lower than they would normally be as we have still not resumed all of our pre-covid recovery action processes. The business rates team are also continuing to provide some covid grants to businesses and are currently implementing a new covid relief scheme (CALF) to help businesses who haven't qualified for any of the previous covid reliefs. They are also still working hard to clear backlogs of correspondence and changes to customer records that have built up since last year.

Source

Capita

Target

93%

Good is...

Higher

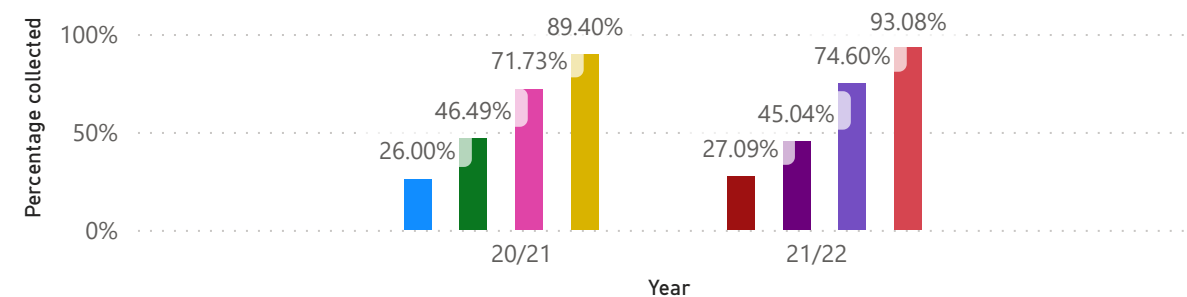
DOT



How do we compare?

Business Rates Collection %

Quarter ● Q1 20/21 ● Q1 21/22 ● Q2 20/21 ● Q2 21/22 ● Q3 20/21 ● Q3 21/22 ● Q4 20/21 ● Q4 21/22





1.41 Council Tax Collection

Bolton Council contribute to

Bolton Council have a direct impact on



Service Lead	Directorate	Stable and Responsible	Getting the basics right	Empowering	Working Together	Modern
Phil Rimmer	Corporate Resources	✓	✓	▬	▬	▬

Why is this measure important?

This measure allows the Council to measure the collection rate for a key income source for the Council.

Source

Capita

Target

94.4%

Good is...

Higher

DOT



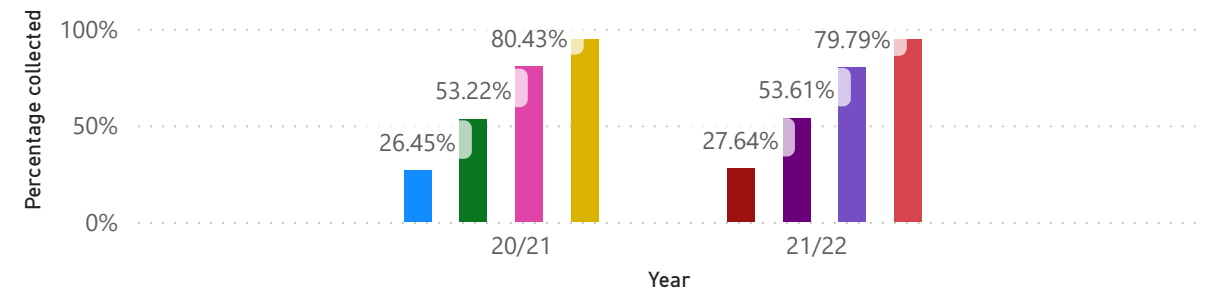
Commentary

At the end of March, we have seen a slight drop in collection compared to last year. The team are carrying out all usual processes around recovery action whilst still making arrangements with people who are struggling to pay. The total amount of council tax payable for 21/22 at the end of March was £148.6m and we had collected £140.3m of this. This accounts for 94.44% of the total charged and compares to 94.78% collected at the end of March last year.

How do we compare?

Council Tax Collection %

Quarter ● Q1 20/21 ● Q1 21/22 ● Q2 20/21 ● Q2 21/22 ● Q3 20/21 ● Q3 21/22 ● Q4 20/21 ● Q4 21/22





1.52 Crime rate in Bolton

Bolton Council contribute to ★ | Bolton Council have a direct impact on ☆

Service Lead	Directorate	Stable and Responsible	Getting the basics right	Empowering	Working Together	Modern
TBC	Corporate Resources			✓		✓

Why is this measure important?

This measure allows the organisation to understand any issues the town is facing in relation to various crimes, identifying interventions so it's residents feel safe and live in harmony together with reduced crime and antisocial behaviour

Source

GMP

Target

Less than 15.5k (Q3)

Good is...

Lower

DOT



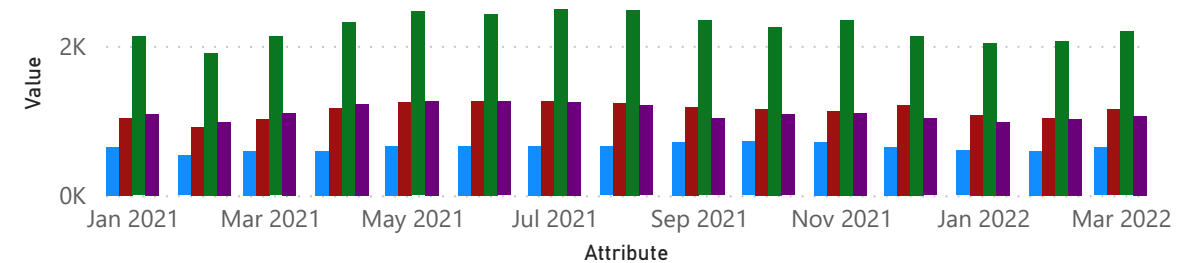
Commentary

As shown, the crime rate in Bolton for Q4 21/22 has decreased.

How do we compare?

Crime rate in Bolton

Crime Type ● Household ● Personal ● Victim Based Crimes (excluding fraud) ● Violent





1.53 A and E arrivals (Violent Crime)

Bolton Council contribute to Bolton Council have a direct impact on



Service Lead	Directorate	Stable and Responsible	Getting the basics right	Empowering	Working Together	Modern
TBC	Corporate Resources			✓		✓

Why is this measure important?

This measure allows the organisation to understand any issues the town is facing in relation to various crimes, identifying interventions so it's residents feel safe and live in harmony together with reduced crime and antisocial behaviour

Source

GMP

Target

Less than 239 (Q3)

Good is...

Lower

DOT

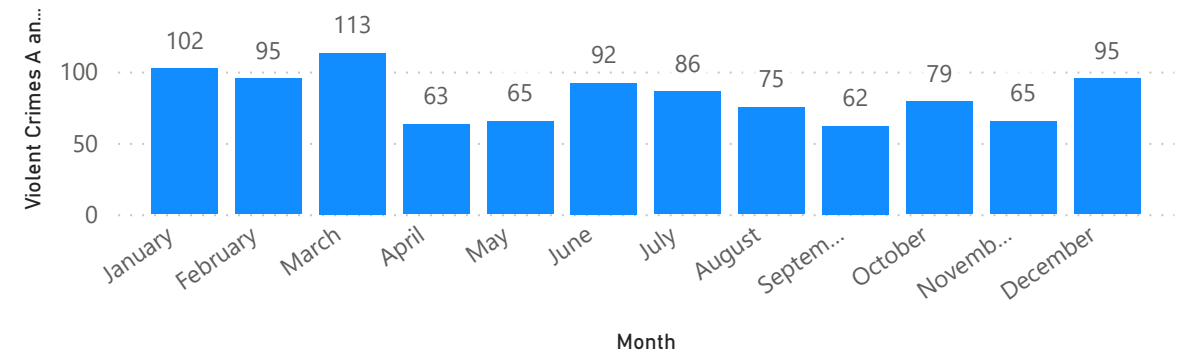


Commentary

TBC

How do we compare?

A and E arrivals (Violent Crime) 2021





1.54 NWAS callouts in Bolton

Bolton Council contribute to ★ | Bolton Council have a direct impact on ☆

Service Lead	Directorate	Stable and Responsible	Getting the basics right	Empowering	Working Together	Modern
TBC	Corporate Resources		—	✓	—	✓

Why is this measure important?

This measure allows the organisation to understand the demand for ambulance services within the borough, relating to our Start Well, Live Well and Age Well outcomes

Source

GMP

Target

TBC

Good is...

Lower

DOT

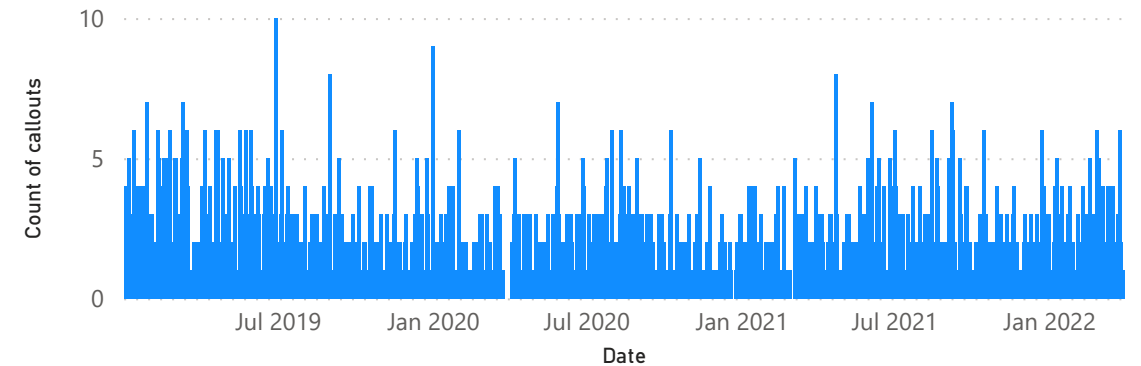


Commentary

TBC

How do we compare?

NWAS callouts in Bolton





2.07 Long-term support needs met by admission to residential and nursing care homes (18-64)

Bolton Council contribute to ★ | Bolton Council have a direct impact on ☆

Service Lead	Directorate	Stable and Responsible	Getting the basics right	Empowering	Working Together	Modern
Paul Lee/ Karen Kenyon	People - Adults		✓			

Why is this measure important?

This indicator measures the number of council-supported older adults (18-64) whose long-term support needs were met by admission to residential and nursing care homes, per 100,000 population. It is part of the Adult Social Care Outcomes Framework. Avoiding permanent placements in care homes can be a measure of delaying dependency, and the local authority alongside local health and social care services, can work together to reduce avoidable admissions to care homes. It is widely thought that people prefer to retain their independence and live at home for as long as possible.

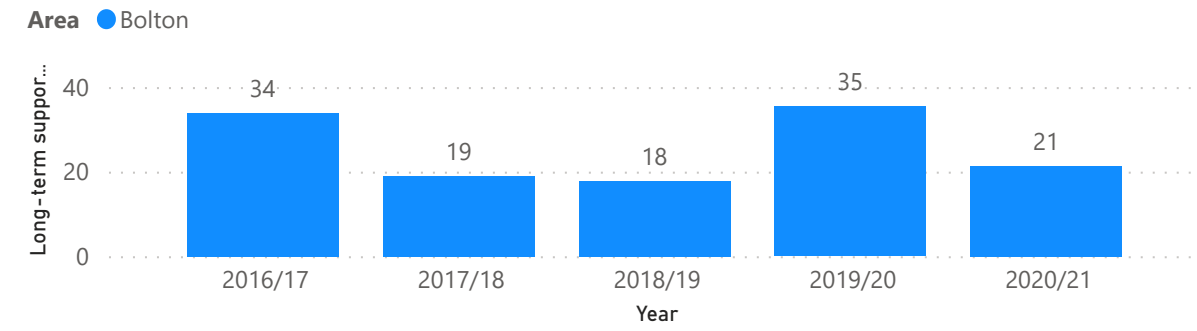
Commentary

The long-term support needs of both younger and older adults met by admission to residential and nursing care homes in Bolton have seen a decrease from the previous year. The reduction in 2020/21 is reflective of the operational landscape of the Covid pandemic.

Source NHS Digital	Target 25	Good is... Lower	DOT ↑
------------------------------	--------------	----------------------------	----------

How do we compare?

Long-term support needs met by admission to residential and nursing care homes per 100,000 (18-64)





2.02 Long-term support needs met by admission to residential and nursing care homes (65+)

Bolton Council contribute to ★ | Bolton Council have a direct impact on ☆

Service Lead	Directorate	Stable and Responsible	Getting the basics right	Empowering	Working Together	Modern
Paul Lee/ Karen Kenyon	People - Adults			✓	✓	

Why is this measure important?

This indicator measures the number of council-supported older adults (aged 65 and over) whose long-term support needs were met by admission to residential and nursing care homes, per 100,000 population. It is part of the Adult Social Care Outcomes Framework. Avoiding permanent placements in care homes can be a measure of delaying dependency, and the local authority alongside local health and social care services, can work together to reduce avoidable admissions to care homes.

Commentary

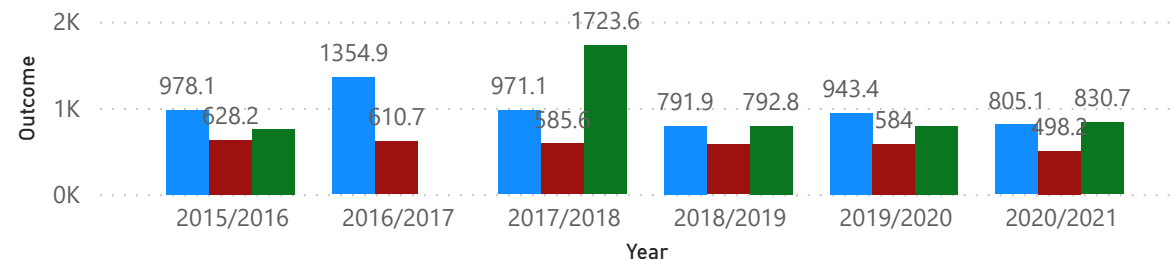
The long-term support needs of both younger and older adults met by admission to residential and nursing care homes in Bolton have seen a decrease from the previous year. The reduction in 2020/21 is reflective of the operational landscape of the Covid pandemic.

Source NHS Digital	Target 800	Good is... Lower	DOT ↑
------------------------------	---------------	----------------------------	----------

How do we compare?

Long Term Support Needs met by admission to residential and nursing care homes (per 100,000)

CASSR ● Bolton ● ENGLAND ● GMCA





2.04 Number of new clients progressing to an assessed service per 10,000

Bolton Council contribute to ☆ Bolton Council have a direct impact on ★

Service Lead	Directorate	Stable and Responsible	Getting the basics right	Empowering	Working Together	Modern
Paul Lee/ Karen Kenyon	People - Adults	▬	✓	✓	▬	▬

Why is this measure important?

This measure allows the Council to monitor those clients who are being progressed to an assessed service

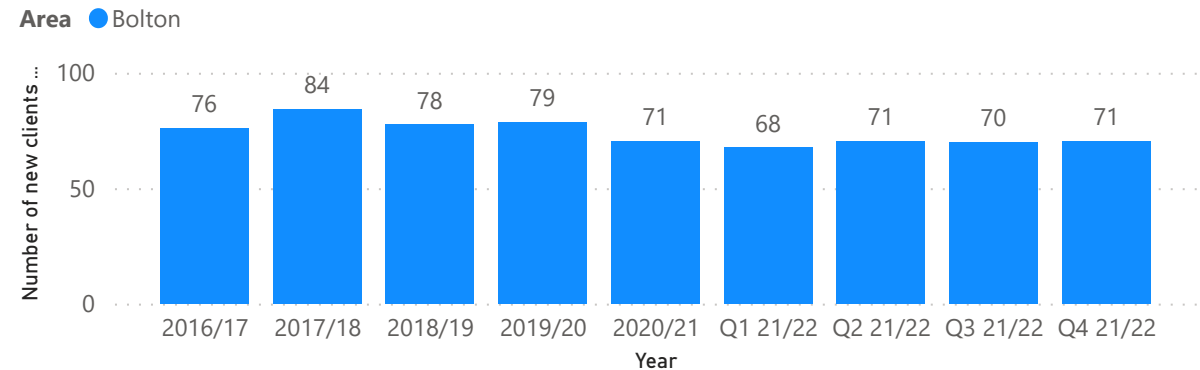
Commentary

From 2019/20 to date there has been a decrease in the number of new clients progressing to an assessed service, however this is in the context of the pandemic.

Source (Blank)	Target 70 (Q3 21/22)	Good is... Lower	DOT
--------------------------	-------------------------	----------------------------	---------

How do we compare?

Number of new clients progressing to an assessed service per 10,000 Population (projected for year end)





2.05 Proportion of service users in receipt of long-term community based services

Bolton Council contribute to ☆ Bolton Council have a direct impact on ★

Service Lead	Directorate	Stable and Responsible	Getting the basics right	Empowering	Working Together	Modern
Paul Lee/ Karen Kenyon	People - Adults	—	✓	✓	—	—

Why is this measure important?

Long-term services are provided on an ongoing basis and range from high-intensity services like nursing care to lower-intensity community support. Both long and short-term care would be arranged by a local authority and could be described as 'formal' care.

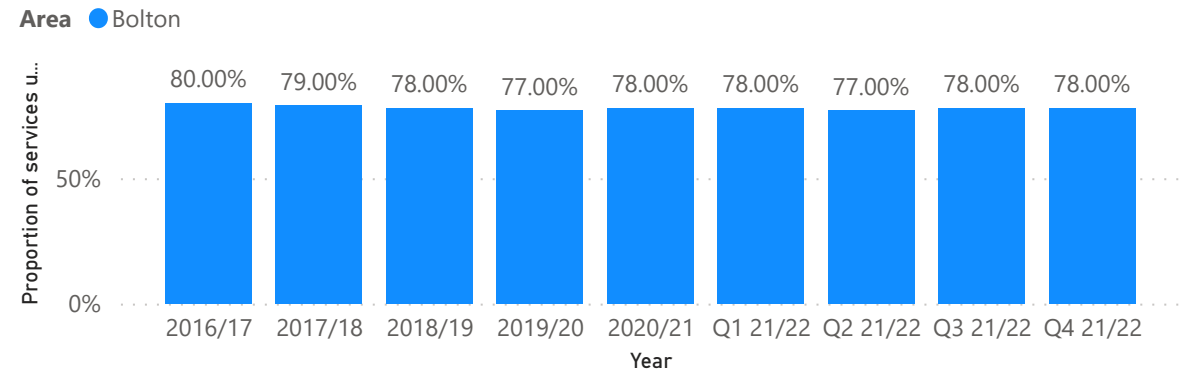
Commentary

The proportion of service users in receipt of long-term community based services has remained stable over the last few years.

Source (Blank)	Target 78 (Q3 21/22)	Good is... Lower	DOT
--------------------------	-------------------------	----------------------------	---------

How do we compare?

Proportion of services users in receipt of long-term community based services





2.06 Percentage of carers known to us who are in receipt of a formal support package

Bolton Council contribute to ☆ Bolton Council have a direct impact on ★

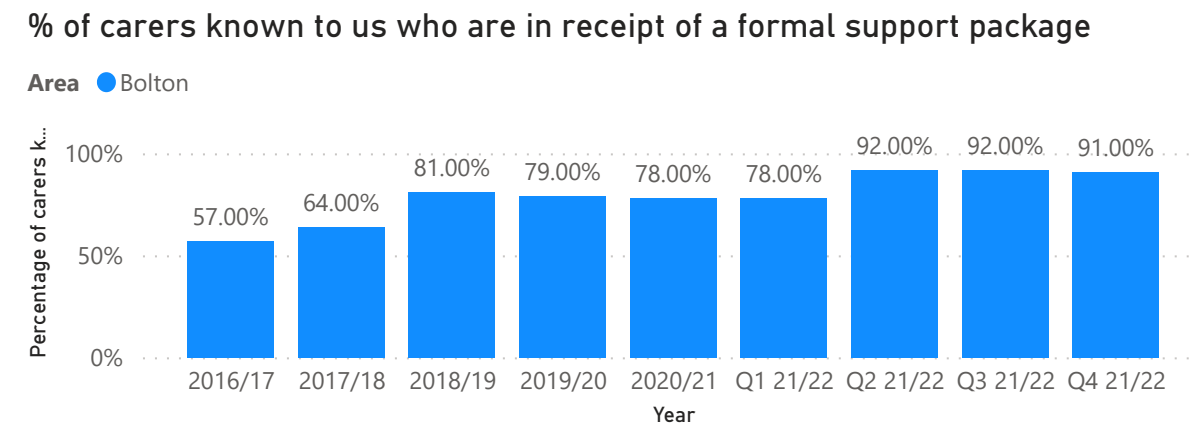
Service Lead	Directorate	Stable and Responsible	Getting the basics right	Empowering	Working Together	Modern
Paul Lee / Karen Kenyon	People - Adults			✓	✓	

Why is this measure important?
 Local councils can provide care and support for people who require care and their carers. This measure enables the Council to monitor if carers in the borough are getting the support available.

Commentary
 During 19/20 and 20/21 there was a slight decrease in the percentage of carers who were receipt of a formal support package, again this is in the context of pandemic. However, over the last year (21/22) this has seen a steady increase.

Source (Blank)	Target 92 (Q3 21/22)	Good is... Lower	DOT
--------------------------	--------------------------------	----------------------------	---------

How do we compare?



GENERAL FUND SUMMARY



Back

	2021/22	2022/23
	Original Budget	Original Estimate
	£000	£000
Children's Services	253,654	264,283
Adult Services	62,556	66,490
Public Health	16,867	17,469
Environmental Services	16,612	17,414
Development & Regeneration	6,088	7,177
Housing	808	1,266
Property Services	7,242	9,761
Central etc	24,579	28,477
Financing and Investing	12,848	13,545
Levies	39,319	39,607
Other Financial Services	8,292	4,807
Savings		
Net Exp	448,865	470,296
Parishes	426	430
Sub Total	449,291	470,726
Income		
Direct Schools Grant	211,971	220,302
Retained local business rates	93,453	94,591
GMCA Growth Contribution		(1,000)
Business Rates Top-Up	22,337	23,031
Council Tax Contribution - Base Adjustment	115,657	122,434
Council Tax Contribution - Adult Social Care	2,891	1,384
Council Tax Contribution - General Levy	1,504	2,436
Council Tax contribution - Parishes	426	430
Collection Fund Balance	(3,000)	1,986
New Homes Bonus	415	330
Lower Tier Grant	434	457
LCTS Support Grant	3,203	0
Services Grant		4,699
Reserves	0	(354)
Total	449,291	470,726
Council Tax Increase	3.80%	3.12%



3.01 YP aged 16 and 17 known to be NEET

Bolton Council contribute to

Bolton Council have a direct impact on



Service Lead	Directorate	Stable and Responsible	Getting the basics right	Empowering	Working Together	Modern
Ian Walker	People - Children			✓	✓	✓

Why is this measure important?

Local Authorities are required to collect information from schools, colleges and training providers about young people's activity post 16 and report to the Department for Education (DfE), this helps the Council to engage those who may not currently be engaging in any form of employment, education and training.

Source

DfE

Target

3.93%

Good is...

Lower

DOT



Commentary

In 2020/21 4.7% of young people in Bolton aged 16-17 were not in education, employment or training (NEET). Bolton's rate was 0.5 percentage points higher in 2020/21 than in 2019/20.

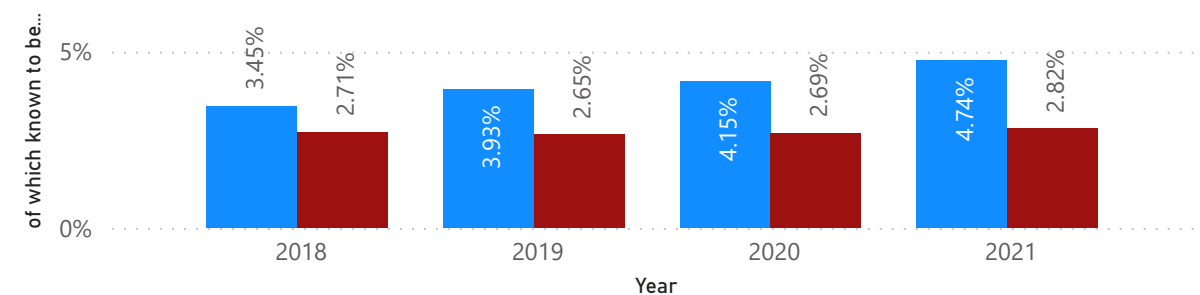
The increased upward trend can also be seen in the National, North West, Statistical Neighbour and Greater Manchester averages over the last year.

Bolton compares more favourably with the England average relating to young people who are NEET and including those whose status is not known which is 5.6%, (England 5.5%).

How do we compare?

% 16 and 17 known to be NEET

Region/LA name ● Bolton ● England





3.02 Good level of development at EYFS

Bolton Council contribute to ★ | Bolton Council have a direct impact on ☆

Service Lead	Directorate	Stable and Responsible	Getting the basics right	Empowering	Working Together	Modern
Ian Walker	People - Children			✓	✓	✓

Why is this measure important?

The EYFS profile is intended to provide a reliable, valid and accurate assessment of each child's development at the end of the EYFS. It is made up of an assessment of the child's outcomes in relation to the 17 early learning goal (ELG) descriptors. The main purpose of the profile assessment at the end of the EYFS is to support a successful transition to Key Stage 1 (KS1) by informing the professional dialogue between EYFS and year 1 teachers.

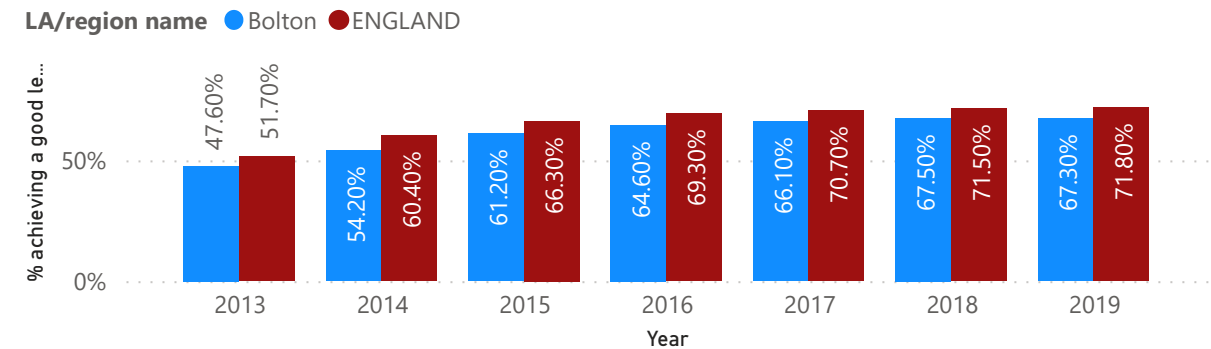
Commentary

In May 2020, the Department for Education announced that the Early Years Foundation Stage (EYFS) profile results (2019-2020) publication was cancelled due to coronavirus (COVID-19). There is no current guidance on when the next statistical release for this indicator will be. In 2018/19 (the latest national data available) 67.3% of children in Bolton gained a good level of development at EYFS a slight fall from the previous year (0.2%), compared to England average of 71.8% and 69.8% statistical neighbour average.

Source	Target	Good is...	DOT
DfE	67%	Lower	↔

How do we compare?

% achieving a good level of development at Early Years Foundation Stage





3.03 Rate (per 10,000) subject to Child Protection Plan

Bolton Council contribute to Bolton Council have a direct impact on



Service Lead	Directorate	Stable and Responsible	Getting the basics right	Empowering	Working Together	Modern
Ian Walker	People - Children		✓			

Why is this measure important?

A child protection plan is for a child who is considered to have suffered (or who is at risk of suffering) significant harm as a result of abuse or neglect.

This measure is important so the Council can determine how they are responding to reduce the amount of children considered at risk.

Source

Gov.uk

Target

N/A

Good is...

Lower

DOT



Commentary

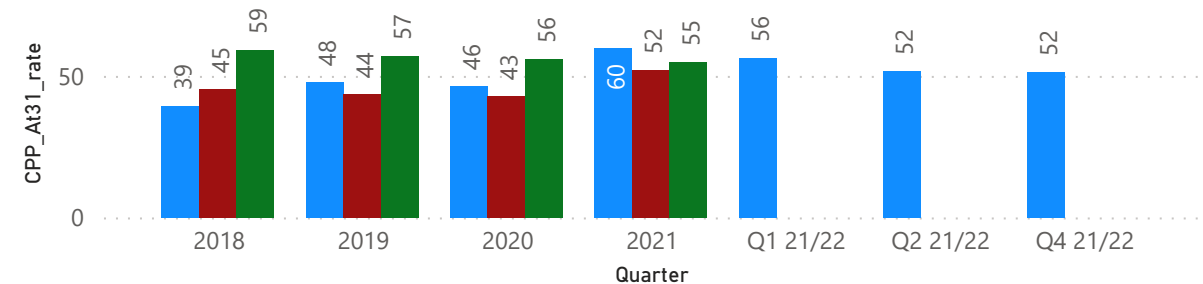
The latest published rate of children who were the subject of a child protection plan in Bolton is 59.8 per 10,000 of the population

Bolton's rate in 2020/21 was above the rate in 2019/20. The rate was higher than the national and statistical neighbour averages. The local data at the end of quarter 4 (21/22) is 51.5, which shows an overall decrease from quarter 1.

How do we compare?

Rate (per 10,000) subject to CPP

la_name ● Bolton ● England ● GMCA





3.03 Rate (per 10,000) subject to Child Protection Plan

Bolton Council contribute to

Bolton Council have a direct impact on



Service Lead	Directorate	Stable and Responsible	Getting the basics right	Empowering	Working Together	Modern
Ian Walker	People - Children		✓			

Why is this measure important?

This measure shows how many (aged 18 and under) children in Bolton are classed as being in need. Children are defined as being in need if they need Council services to support them in their development or if they have a disability.

This measure is important as it shows how effectively the Council are working with parents and communities to reduce the number of children that are considered looked after by the Council.

Source

Gov.uk

Target

85

Good is...

Lower

DOT



Commentary

The latest published rate of Looked After Children (LAC) in Bolton is 90.0 per 10,000 of the population. Bolton's rate was; 2% lower in 2020/2021 than in 2019/20; higher than the national and lower than the statistical neighbour averages.

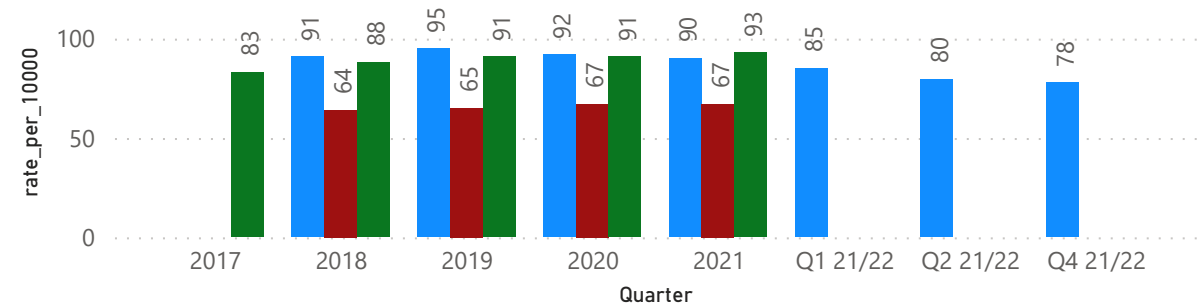
The local data for quarter 4 is 77.9, which shows an overall decrease from quarter 1.

The continued reduction in the Looked After Children numbers evidences the impact of the drive for securing permanence for children and young people, whether through reunification, adoption or Special Guardianship Orders. This is attributed to the successful implementation of the Demand Management Strategy.

How do we compare?

Rate (per 10,000) of LAC

la_name ● Bolton ● England ● GMCA





3.05 % of all pupils achieving the expected standard in Reading, Writing and Maths at KS2

Bolton Council contribute to

Bolton Council have a direct impact on



Service Lead	Directorate	Stable and Responsible	Getting the basics right	Empowering	Working Together	Modern
Paul Rankin	People - Children			✓	✓	

Why is this measure important?

This measure enables the Council to monitor progress of pupils attending Bolton schools and ensure they are achieving a good level education.

Source

Gov.uk

Target

66%

Good is...

Higher

DOT



Commentary

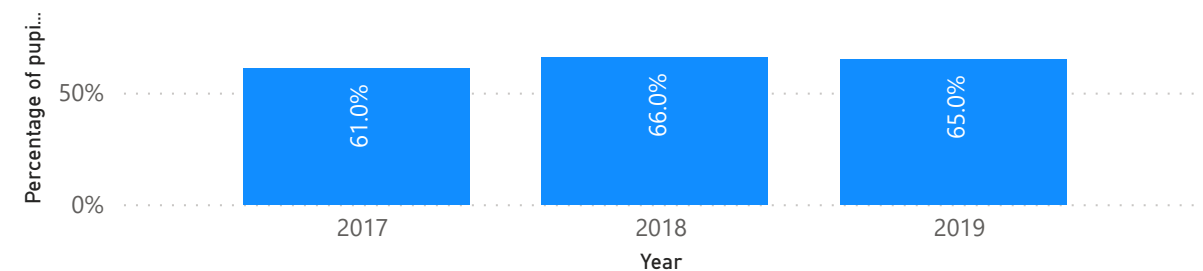
In response to the COVID-19 pandemic, the Department for Education has cancelled the 2019/20 National Curriculum assessments and associated data collections. There is no current guidance on when the next statistical release for this indicator will be.

In 2018/19 (the latest available national data) 65% of pupils in Bolton achieved the expected standard in Reading, Writing and Maths at Key Stage 2 (KS2) in line with the England average (65%) and above statistical neighbours average (62.3%).

How do we compare?

% of all pupils achieving the expected standard in Reading, Writing and Maths at KS2

Area ● Bolton





3.06 % of all pupils reaching a higher standard in Reading, Writing and Maths at KS2

Bolton Council contribute to

Bolton Council have a direct impact on



Service Lead	Directorate	Stable and Responsible	Getting the basics right	Empowering	Working Together	Modern
Paul Rankin	People - Children		✓	✓		

Why is this measure important?

This measure enables the Council to monitor progress of pupils attending Bolton schools and ensure they are achieving a good level education.

Source

Gov.uk

Target

11%

Good is...

Higher

DOT



Commentary

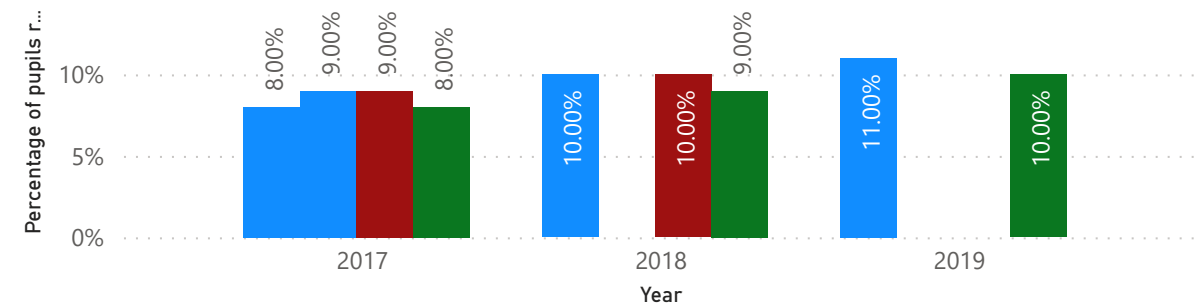
In response to the COVID-19 pandemic, the Department for Education has cancelled the 2019/20 National Curriculum assessments and associated data collections. There is no current guidance on when the next statistical release for this indicator will be.

In 2018/19 (the latest available national data) 65% of pupils in Bolton achieved the expected standard in Reading, Writing and Maths at Key Stage 2 (KS2) in line with the England average (65%) and above statistical neighbours average (62.3%).

How do we compare?

% of all pupils reaching a higher standard in Reading, Writing and Maths at KS2

Area ● Bolton ● ENGLAND (all schools)6 ● ENGLAND (state-funded schools)5 ● North West





3.11 % of pupils achieving 9-4 in English and Maths

Bolton Council contribute to

Bolton Council have a direct impact on



Service Lead	Directorate	Stable and Responsible	Getting the basics right	Empowering	Working Together	Modern
Paul Rankin	People - Children			✓	✓	

Why is this measure important?

This measure enables the Council to monitor progress of pupils attending Bolton schools and ensure they are achieving a good level education.

Source

Gov.uk

Target

69% (19/20)

Good is...

Higher

DOT



Commentary

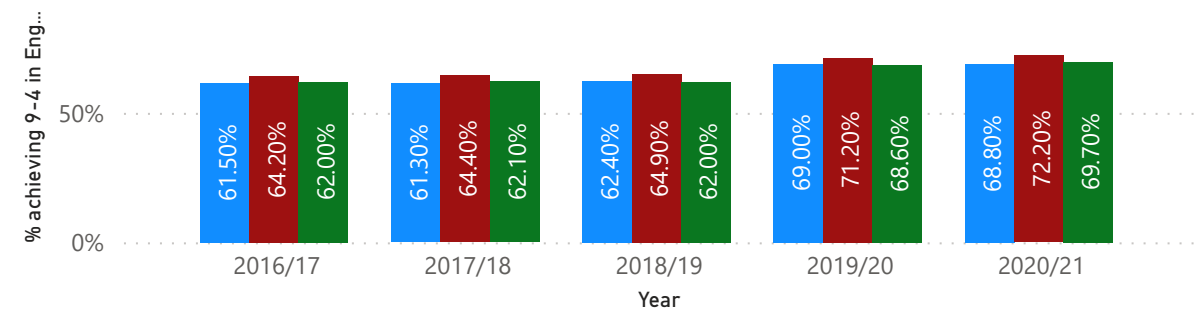
Due to the COVID-19 pandemic, the summer exam series was cancelled in 2020. Pupils scheduled to sit GCSE and A/AS level exams in 2020 were awarded either a centre assessment grade or their calculated grade using a model developed by Ofqual - whichever was the higher of the two.

In 2020/21 68.8% of pupils achieved 9-4 pass in English and Maths, this was slightly above the national and statistical neighbour averages but below the regional average. Caution should be taken when comparing against previous years.

How do we compare?

% of pupils achieving 9-4 in English and Maths

Area ● Bolton ● England ● GMCA





3.07 Avg Attainment 8 score per pupil

Bolton Council contribute to

Bolton Council have a direct impact on



Service Lead	Directorate	Stable and Responsible	Getting the basics right	Empowering	Working Together	Modern
Paul Rankin	People - Children			✓	✓	

Why is this measure important?

This measure enables the Council to monitor progress of KS4 pupils attending Bolton schools and ensure they are achieving a good level education.

Source

Gov.uk

Target

44.6% (18/19)

Good is...

Higher

DOT



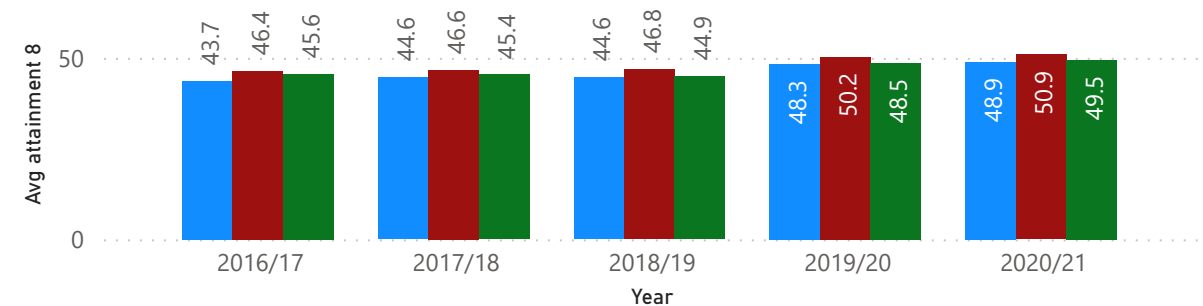
Commentary

Due to the COVID-19 pandemic all exams due to be sat in summer 2021 were cancelled. Pupils scheduled to sit GCSE exams in 2020 and 2021 were awarded either a centre assessment grade submitted by their centre or their calculated grade resulting from the standardisation model developed by Ofqual. The Average Progress 8 indicator has been cancelled as part of the statistical release in 2021. In 2018/19 (the latest available national data) Bolton's Average Progress 8 score per pupil was -0.2, this was slightly below the national and statistical neighbour averages.

How do we compare?

Avg attainment 8 score per pupil

area label ● Bolton ● England ● GMCA





3.08 Avg Progress 8 score per pupil

Bolton Council contribute to ★ | Bolton Council have a direct impact on ☆

Service Lead	Directorate	Stable and Responsible	Getting the basics right	Empowering	Working Together	Modern
Paul Rankin	People - Children		—	✓	✓	✓

Why is this measure important?

This measure enables the Council to monitor progress of KS4 pupils attending Bolton schools and ensure they are achieving a good level education.

Source

Gov.uk

Target

-0.2 (18/19)

Good is...

Higher

DOT



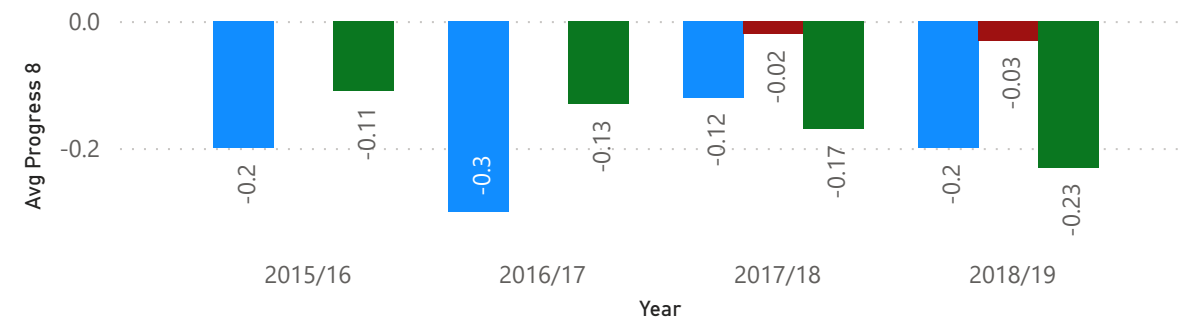
Commentary

Due to the COVID-19 pandemic all exams due to be sat in summer 2021 were cancelled. Pupils scheduled to sit GCSE exams in 2020 and 2021 were awarded either a centre assessment grade submitted by their centre or their calculated grade resulting from the standardisation model developed by Ofqual. The Average Progress 8 indicator has been cancelled as part of the statistical release in 2021. In 2018/19 (the latest available national data) Bolton's Average Progress 8 score per pupil was -0.2, this was slightly below the national and statistical neighbour averages.

How do we compare?

Avg Progress 8 score per pupil

area label ● Bolton ● England ● GMCA





3.09 % of Primary Schools Good or Better

Bolton Council contribute to

Bolton Council have a direct impact on



Service Lead	Directorate	Stable and Responsible	Getting the basics right	Empowering	Working Together	Modern
Paul Rankin	People - Children		✓		✓	✓

Why is this measure important?

This measure allows the Council to understand the type and quality of education being offered within the borough to ensure our children are receiving a good level education

Source

Ofsted

Target

90%

Good is...

Higher

DOT



Commentary

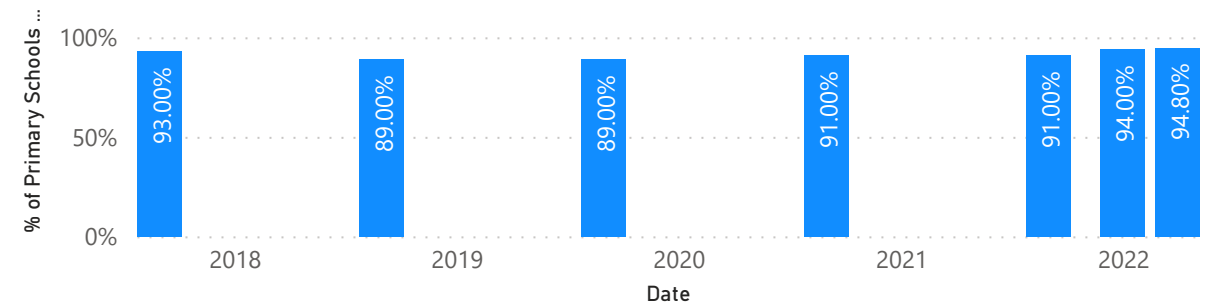
In quarter 4 (21/22) 94.8% of primary schools in Bolton were rated good or better, with 96% of primary school aged pupils attending a good or better school.

This figure has increased slightly over the last year, with the schools who have recently been inspected improving their rating to, or remaining rated as, good or outstanding.

How do we compare?

% of Primary Schools (state-funded) good or better

Area ● Bolton





3.10 % of Primary Schools Good or Better

Bolton Council contribute to

Bolton Council have a direct impact on



Service Lead	Directorate	Stable and Responsible	Getting the basics right	Empowering	Working Together	Modern
Paul Rankin	People - Children		✓		✓	✓

Why is this measure important?

This measure allows the Council to understand the type and quality of education being offered within the borough to ensure our children are receiving a good level education

Source

Ofsted

Target

90%

Good is...

Higher

DOT



Commentary

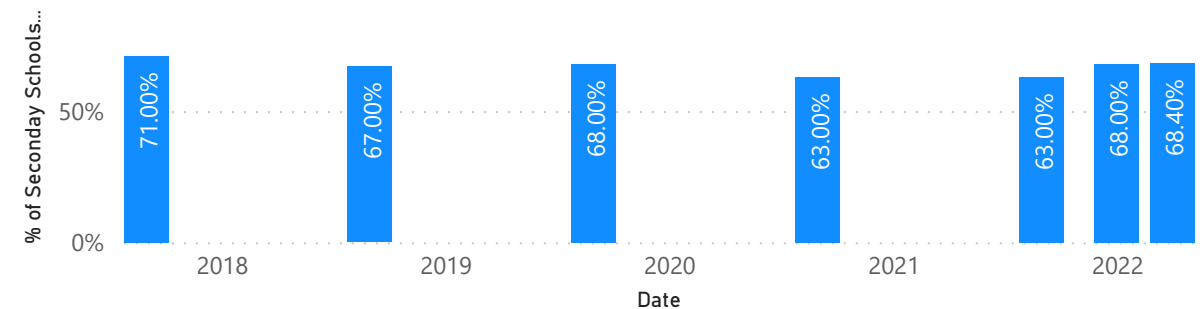
In quarter 4 (21/22) 94.8% of primary schools in Bolton were rated good or better, with 96% of primary school aged pupils attending a good or better school.

This figure has increased slightly over the last year, with the schools who have recently been inspected improving their rating to, or remaining rated as, good or outstanding.

How do we compare?

% of Secondary Schools (state-funded) good or better

Area ● Bolton





3.12 Total of school children persistently absent from school

Bolton Council contribute to ★ | Bolton Council have a direct impact on ☆

Service Lead	Directorate	Stable and Responsible	Getting the basics right	Empowering	Working Together	Modern
Paul Rankin	People - Children			✓		

Why is this measure important?

This measure allows the Council to ensure our children are both in and receiving a good level education.

Source

DfE

Target

Less than 10%

Good is...

Higher

DOT



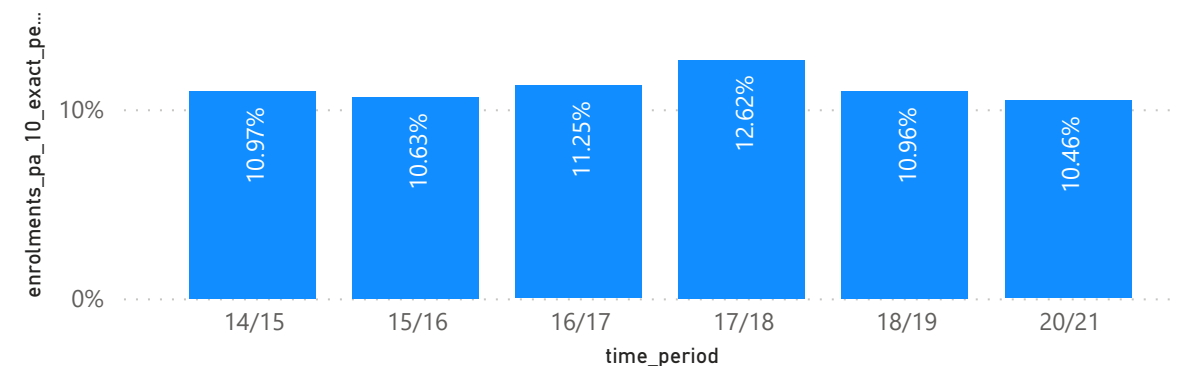
Commentary

The latest published data, shows that 10.5% of school children were persistently absent from school, this is below all other comparator averages.

The data also highlights that 7.9% of primary school aged children in Bolton were persistently absent and 12.7% of secondary aged children in Bolton were persistently absent, both are below all other comparator averages.

How do we compare?

Number of persistent absentees in Bolton (autumn and spring terms)





4.01 Qualified to at least Level 2 or higher

Bolton Council contribute to ★ | Bolton Council have a direct impact on ☆

Service Lead	Directorate	Stable and Responsible	Getting the basics right	Empowering	Working Together	Modern
Paul Whittingham	Place - Assets			✓	✓	

Why is this measure important?

This measure enables the Council to ensure all residents have access to learning opportunities to improve their education and skills

Source

Nomis

Target

73% (2019)

Good is...

Higher

DOT



Commentary

Percentage of residents qualified to Level 2 has increased between December 2020 (71.9%) and December 2021 (75.7%).

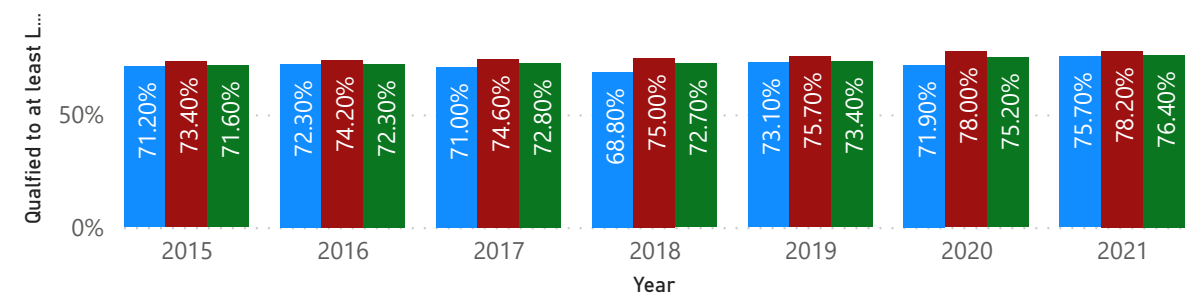
Bolton College are making good progress in year with the Community Learning contract and have completed 87% of their enrolment target for 21/22 academic year. Recruitment of learners is almost 30% higher than at the same time last year. The ESOL For Integration Funding Project is due to support 760 residents in New to ESOL provision. So far 445 residents have been supported in New to ESOL taught provision and 165 residents have been supported with attending informal Language Cafes out in the communities of Bolton.

The GMCA Adult Education Board (AEB) dashboard reports that the AEB has funded 7,961 course enrolments from Bolton residents.

How do we compare?

Qualified to at least Level 2 or higher

Area ● Bolton ● England ● GMCA





4.02 Qualified to at least Level 4 or higher

Bolton Council contribute to ★ | Bolton Council have a direct impact on ☆

Service Lead	Directorate	Stable and Responsible	Getting the basics right	Empowering	Working Together	Modern
Paul Whittingham	Place - Assets					

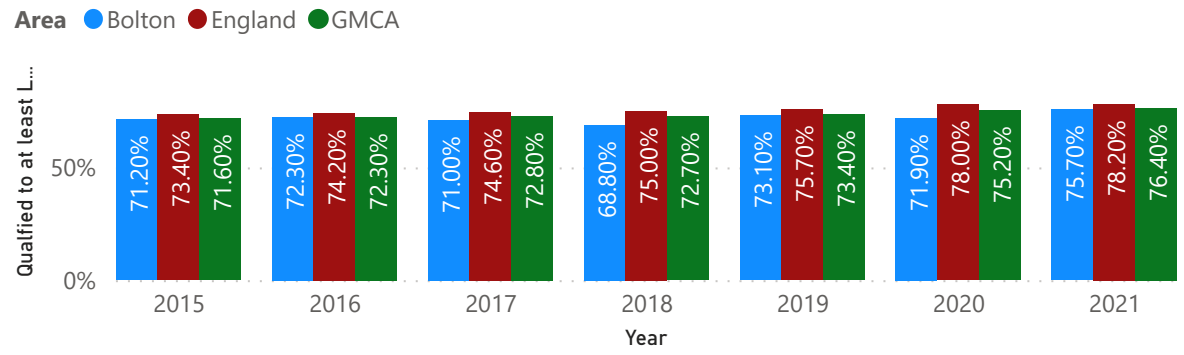
Why is this measure important?
 This measure enables the Council to ensure all residents have access to learning opportunities to improve their education and skills

Source Nomis	Target 33% (2019)	Good is... Higher	DOT
------------------------	----------------------	-----------------------------	---------

Commentary
 Percentage of residents qualified to Level 4 has sustained between December 2020 to December 2021 at 33.1%.
 Bolton College are making good progress in year with the Community Learning contract and have completed 87% of their enrolment target for 21/22 academic year. Recruitment of learners is almost 30% higher than at the same time last year. The ESOL For Integration Funding Project is due to support 760 residents in New to ESOL provision. So far 445 residents have been supported in New to ESOL taught provision and 165 residents have been supported with attending informal Language Cafes out in the communities of Bolton.
 The GMCA Adult Education Board (AEB) dashboard reports that the AEB has funded 7,961 course enrolments from Bolton residents.

How do we compare?

Qualified to at least Level 2 or higher





4.03 Net Additional Dwellings

Bolton Council contribute to ★ | Bolton Council have a direct impact on ☆

Service Lead	Directorate	Stable and Responsible	Getting the basics right	Empowering	Working Together	Modern
Paul Whittingham	Place - Assets	✓	▬	▬	▬	✓

Why is this measure important?

This measure enables the Council to understand the number of new dwellings in comparison to the population, ensuring Bolton is an attractive place to live with affordable and high quality homes

Source

Department for Levelling Up, Housing & Communities

Target

544 (18/19)

Good is...

Higher

DOT



Commentary

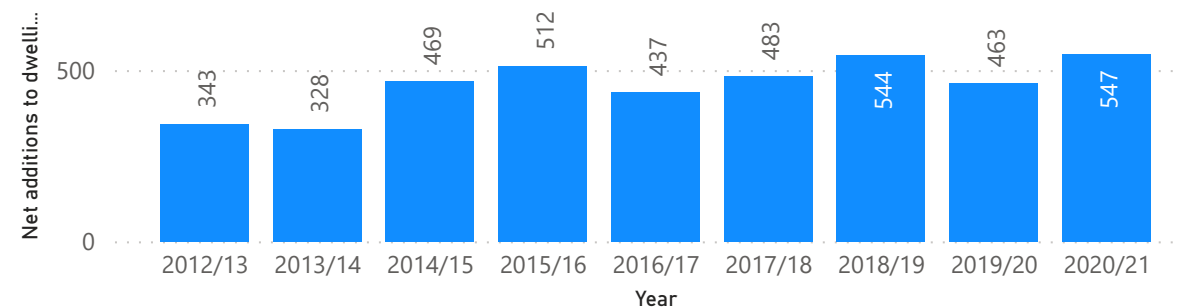
The percentage of housing in Council Tax Band D and above has sustained since September 2021.

The Bolton Community Homes Partners have completed detailed proposals and pre-application discussions for three of the housing delivery plan sites identified for disposal for residential. Bolton at Home are in the process of preparing a planning application for the site at Avenue Street, and subject to planning will provide 44 additional affordable homes for Bolton residents. Great Places and Irwell Valley Housing Association continue to work up detailed proposals for two sites. Further pre-applications discussions are planned with Planning to finalise the schemes, and subject to planning could provide a further 96 affordable homes. The homes the BCH partners are developing aren't just new, they will involve new methods of construction, including modular building, while being more sustainable.

How do we compare?

Net Additional Dwellings

Lower and Single Tier Aut... ● Bolton





4.04 Band D and above properties

Bolton Council contribute to

Bolton Council have a direct impact on



Service Lead	Directorate	Stable and Responsible	Getting the basics right	Empowering	Working Together	Modern
Paul Whittingham	Place - Assets	✓	■	■	■	■

Why is this measure important?

This measure enables the Council to understand the number of new dwellings in comparison to the population, ensuring Bolton is an attractive place to live with affordable and high quality homes

Source

(Blank)

Target

25%

Good is...

Higher

DOT



Commentary

The percentage of housing in Council Tax Band D and above has sustained since September 2021.

The Bolton Community Homes Partners have completed detailed proposals and pre-application discussions for three of the housing delivery plan sites identified for disposal for residential.

Bolton at Home are in the process of preparing a planning application for the site at Avenue Street, and subject to planning will provide 44 additional affordable homes for Bolton residents.

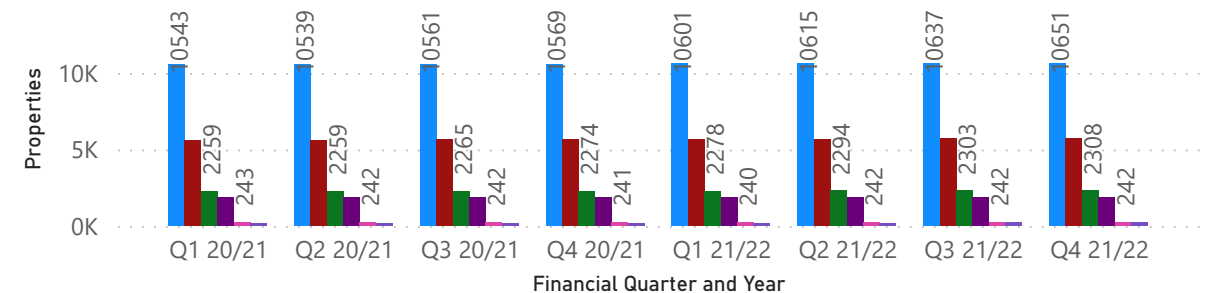
Great Places and Irwell Valley Housing Association continue to work up detailed proposals for two sites. Further pre-applications discussions are planned with Planning to finalise the schemes, and subject to planning could provide a further 96 affordable homes.

The homes the BCH partners are developing aren't just new, they will involve new methods of construction, including modular building, while being more sustainable.

How do we compare?

Band D and above properties

Band ● D ● E ● F ● G ● H ● Unbanded





4.05 Employment Rate

Bolton Council contribute to ★ | Bolton Council have a direct impact on ☆

Service Lead	Directorate	Stable and Responsible	Getting the basics right	Empowering	Working Together	Modern
Paul Whittingham	Place - Assets	✓	—	—	✓	✓

Why is this measure important?

This allows the Council to understand how many Bolton residents are in employment, allowing the Council to track progress against it's Economic Growth Strategy. The Council can seek to provide support and signpost residents seeking and entering work, minimising reliance on the public purse.

Commentary

The most recent data released from the ONS was in December 2021 and shows the Employment Rate as 68.6% at the end of Quarter 3 – an increase from previous quarters.

During Quarters 3 and 4 there were 4 GM Working Well Employment and Skills programmes operating in Bolton to support residents requiring some extra support to return to work. However, Working Well Early Help programme (to support residents to get back into work who were off sick) came to an end in September 2021.

In June 2021 Restart Employment Programme launched to support residents 12 to 18 months unemployed - statistics showing referral starts and job outcomes are not available yet.

There is also a new local health and well-being offer for employers and their staff with mental health and well-being in their teams. This is funded by the government's Mental Health Recovery Action Plan with Bolton Council's Public Health Team and Business Bolton.

Source

(Blank)

Target

71%

Good is...

Higher

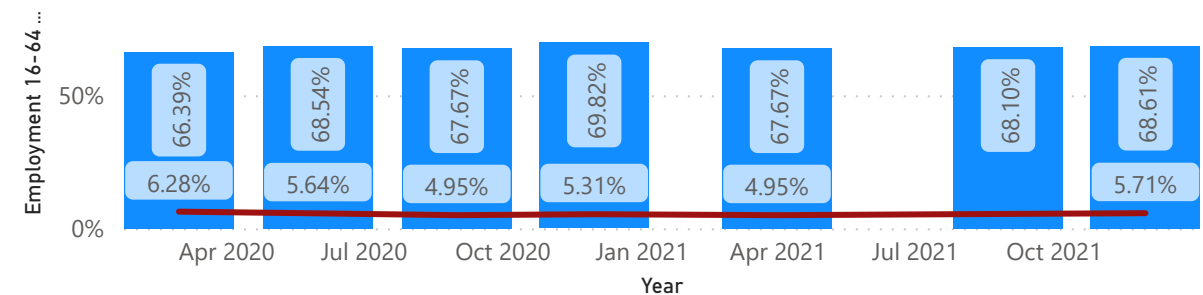
DOT



How do we compare?

Employment Rate % and Unemployment Rate %

Area ● Bolton ● Unemployment Rate (%)





4.06 New Business start-ups

Bolton Council contribute to ★ Bolton Council have a direct impact on ☆

Service Lead	Directorate	Stable and Responsible	Getting the basics right	Empowering	Working Together	Modern
Paul Whittingham	Place - Assets	✓	—	—	✓	✓

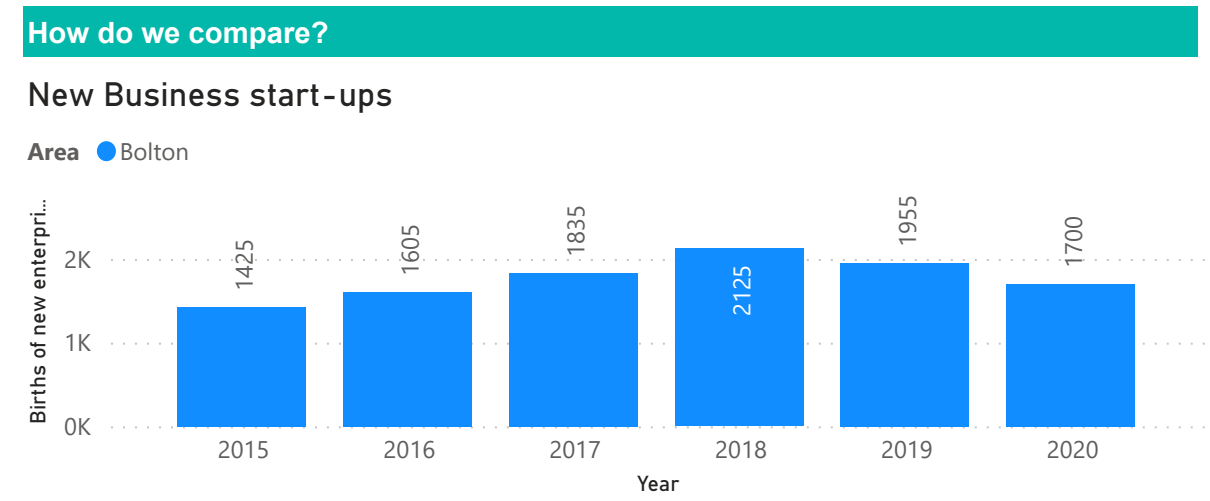
Why is this measure important?

This allows the Council to measure the number of new business start-ups in line with the Economic Growth Strategy. The Council can seek to provide support to these businesses whilst simultaneously generating more income into the borough.

Source (Blank)	Target 1700 (2020)	Good is... Higher	DOT ↔
-----------------------	---------------------------	--------------------------	--------------

Commentary

- The most recent data from the ONS was released in November 2021, referring to the financial/performance year 2020.
- As these indicators are 10 year rolling averages this means it will refer to the year 2010-20.
- The most recent release shows the 2010-20 Business Growth rate is 3.1%, and the New Enterprise rate is 6.9%.
- A positive direction for the Business Growth rate compared to 2009-19.
- A downward direction for the New Enterprise rate compared to 2009-19.





5.01 Recycling Rate %

Bolton Council contribute to ★ | Bolton Council have a direct impact on ☆

Service Lead	Directorate	Stable and Responsible	Getting the basics right	Empowering	Working Together	Modern
Tom Alberts	Place - Services				✔	

Why is this measure important?

This measure shows the recycling rate percentage in Bolton each quarter. By measuring this, the Council can understand how well it is promoting recycling within the borough to keep air and land free from pollution and litter that protects against climate change

Commentary

Bolton's cumulative recycling rate for 2021/22 ended at 49.49%. This figure may change slightly once final checks have taken place. The table to the left shows the recycling rate over recent years and an increase of 1.42 % points since the pre-COVID year of 2018/19.

Three COVID-19 UK lockdowns and Tier restrictions impacted the recycling rate and waste yields from 2019/20 because households were required to stay at home.

Source

Wasteflow

Target

45%

Good is...

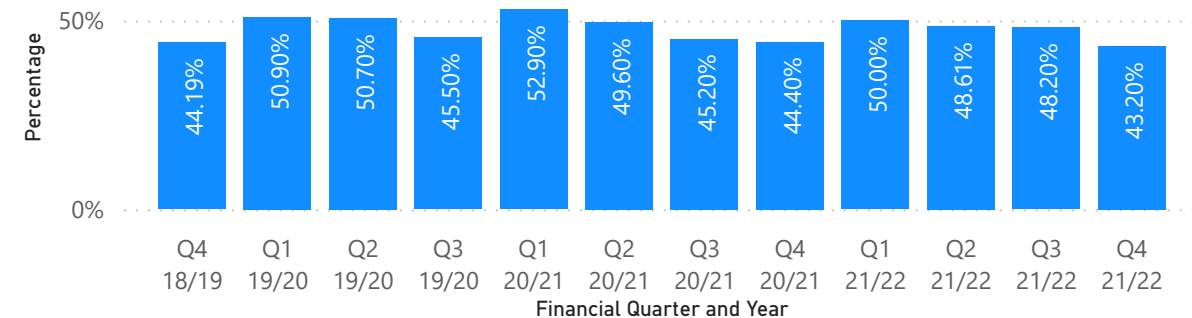
Higher

DOT



How do we compare?

Recycling Rate %





5.02 Household waste collection (kg)

Bolton Council contribute to Bolton Council have a direct impact on

Service Lead	Directorate	Stable and Responsible	Getting the basics right	Empowering	Working Together	Modern
Tom Alberts	Place - Services					

Why is this measure important?

This measure shows how many kilograms of non-recyclable waste the average household in Bolton makes each quarter. By measuring this, the Council can understand how well it is promoting recycling within the borough to keep air and land free from pollution and litter that protects against climate change

Commentary

Residual household waste tonnages ended at 374.18kgs per household. This figure may change slightly once final checks have taken place. The table to the left shows that household tonnages are now returning to pre-COVID levels (2018/19).

Source

Wasteflow

Target

95kg

Good is...

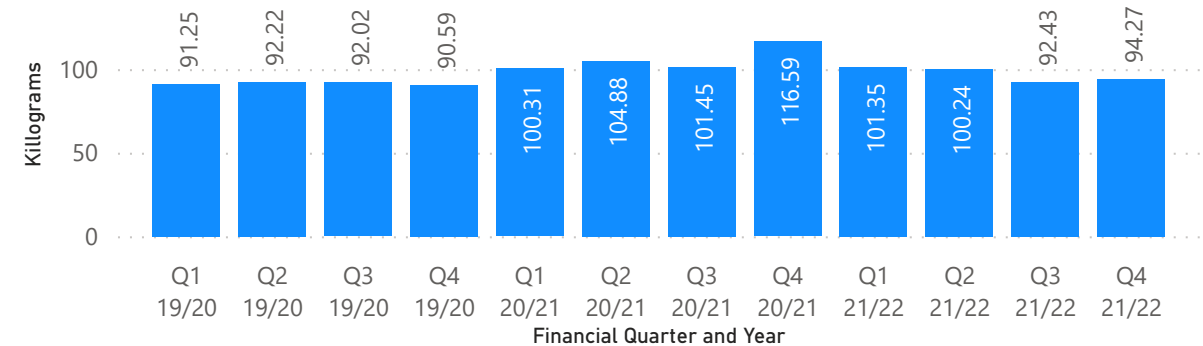
Lower

DOT



How do we compare?

Household Waste collected (kg)





5.03 Killed and Seriously Injured

Bolton Council contribute to ★ | Bolton Council have a direct impact on ☆

Service Lead	Directorate	Stable and Responsible	Getting the basics right	Empowering	Working Together	Modern
TBC	Place - Services				✓	

Why is this measure important?

This measure is important to enable the Council to promote a safer Bolton, ensuring it's residents feel safe and live in harmony together with reduced crime and antisocial behaviour

Source GMP	Target 75	Good is... Lower	DOT ↔
-------------------	------------------	-------------------------	--------------

Commentary

The most recent Killed and Seriously Injured (KSI) verified data received refers to October 2020 – September 2021:

- October 2020 – September 2021: 80 (72 Serious and 8 Fatalities)
- October 2019 – September 2020: 64 (56 Serious and 8 Fatalities)

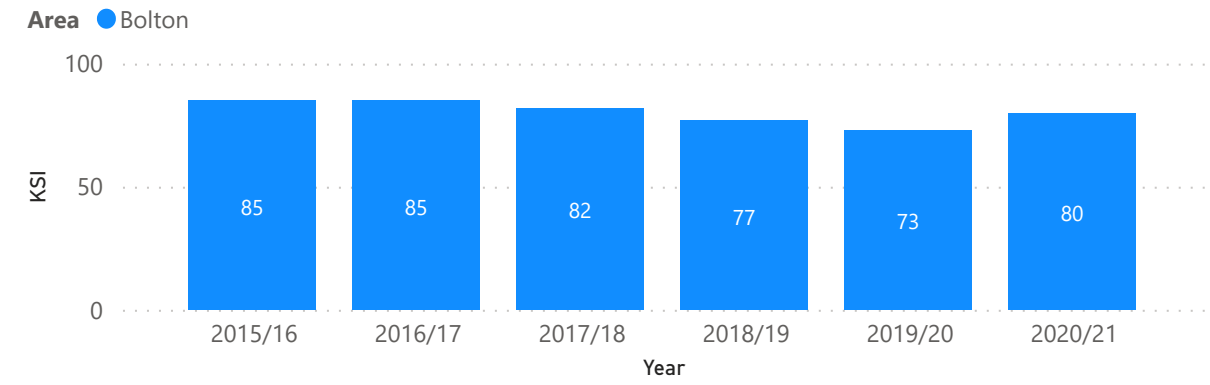
Changes between the 12 months ending September 2020 and the 12 months ending September 2021:

- KSI casualties in Greater Manchester (GM) rose by 16.1% (the increase is large enough to be statistically significant)
- Overall casualties decreased in GM by 5.5% (the decrease is large enough to be statistically significant)
- Road injury collisions in GM fell by 3.5% (the decrease is not large enough to be statistically significant)

As lockdown measures have been reduced the traffic flows have returned to nearly their normal levels which likely accounts for the increase in KSI casualties.

How do we compare?

KSI in Bolton





6.01 % Physically active adults

Bolton Council contribute to ★ | Bolton Council have a direct impact on ☆

Service Lead	Directorate	Stable and Responsible	Getting the basics right	Empowering	Working Together	Modern
Suzanne Gilman	Public Health		—	✓	✓	—

Why is this measure important?

Physical inactivity is the 4th leading risk factor for global mortality. People who have a physically active lifestyle are at less risk of serious illnesses. As a local authority its important we help residents navigate the many local services that can help them move more and get healthy.

Source	Target	Good is...	DOT
PHE	60%	Higher	↔

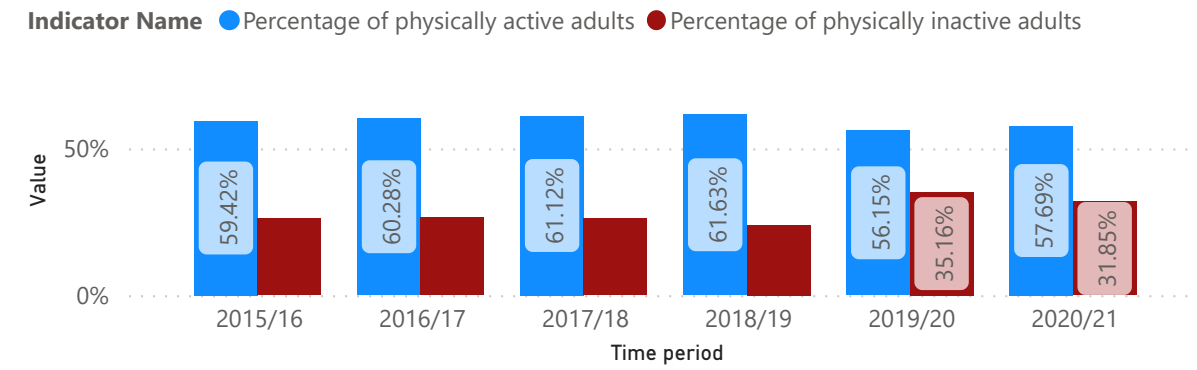
Commentary

In July 2019 the DfE published the School Sport and Activity Action Plan. This Action Plan was a joint commitment to ongoing collaboration at national level to ensure that sport and physical activity are an integral part of both the school day and after-school activities. Opening School Facilities Funding supports this commitment, and The Active Lives Team in the Public Health directorate supported the delivery of this programme across Bolton. Our role is to provide support and guidance to schools to help deliver after school provision, linking in with local clubs and groups and support schools to help open or reopen their facilities to the local community, as local evidence suggests that schools are community hubs where people feel safe and are a key asset. 14 local primary and secondary schools have been successful with this funding, so far we have supported at least one club or group to utilise each of these school facilities.

One of our pilot schools was St Thomas in Halliwell, where we have supported the school in making changes so their facilities can be accessed easily without the school's support. This includes gated access, changes to alarm panels and storage options etc. The local area is densely built up, with no open space and busy roads- parents noted that the school could be used for young people to play in. To eliminate the school's concerns around opening the site unsupervised, we are in the process of supporting the parents' group to set up as a voluntary group and take ownership of this space free of charge, and in time to apply for funding to

How do we compare?

Physically active adults in Bolton





6.02 % of face-to-face New Birth Visits within 14 days

Bolton Council contribute to ★ | Bolton Council have a direct impact on ☆

Service Lead	Directorate	Stable and Responsible	Getting the basics right	Empowering	Working Together	Modern
Suzanne Gilman	Public Health		✓			

Why is this measure important?

The NBV is important in identifying any development issues with the infant, to promote sensitive parenting, to provide safe sleeping advice, to support feeding and to discuss concerns and worries, including maternal mental health.

Source

PHE

Target

90%

Good is...

Higher

DOT



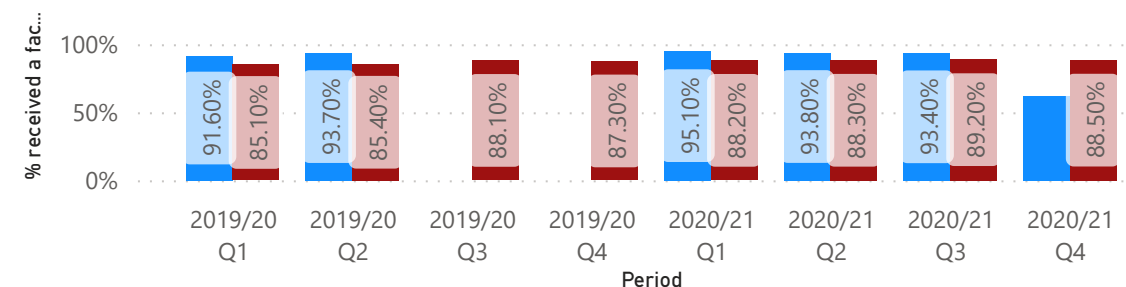
Commentary

Antennal visits have increased form Q4 and assess to the Solihull service has increased. Work is ongoing with the public health teams to improve mandated contacts. A recruitment drive took place in Q4 and 6 Health Visitors have been recruited to and will be starting in posts between September and October 2021. This will improve the case load. Plans are in place to review the service over Q2 to ensure the service meets the demand of service users, and to better understand what is working well and what needs improvement.

How do we compare?

Percentage received a face-to-face New Birth Visit (NBV) within 14 days

Area ● Bolton ● England





6.03 % of children aged 2.5yrs who received a 2-2.5 year review

Bolton Council contribute to

Bolton Council have a direct impact on



Service Lead	Directorate	Stable and Responsible	Getting the basics right	Empowering	Working Together	Modern
Suzanne Gilman	Public Health					

Why is this measure important?

A review of a children's development by a health visitor - the universal two year review provides an opportunity to identify children who are not developing as expected and require additional early intervention to be "ready to learn at two and ready for school at five". This review is at a key time when specific problems may begin to be evident e.g. behaviour problems, speech and language delays.

Commentary

TBC

Source

PHE

Target

80%

Good is...

Higher

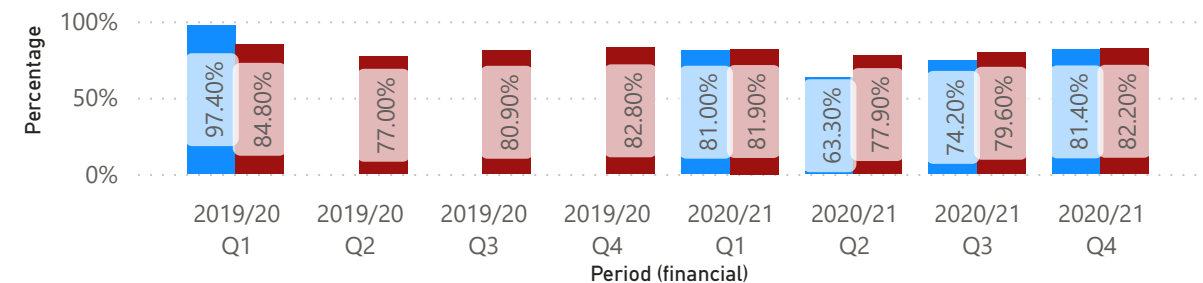
DOT



How do we compare?

% Children aged 2.5yrs who received a 2-2.5 year review

Area ● Bolton ● England





6.04 % of people receiving an NHS Health Check

Bolton Council contribute to

Bolton Council have a direct impact on



Service Lead	Directorate	Stable and Responsible	Getting the basics right	Empowering	Working Together	Modern
Suzanne Gilman	Public Health			✓		

Why is this measure important?

The NHS Health Check is a health check-up for adults in England aged 40 to 74. It's designed to spot early signs of stroke, kidney disease, heart disease, type 2 diabetes or dementia. As we get older, we have a higher risk of developing one of these conditions. An NHS Health Check helps find ways to lower this risk.

Commentary

TBC

Source

PHE

Target

35%

Good is...

Higher

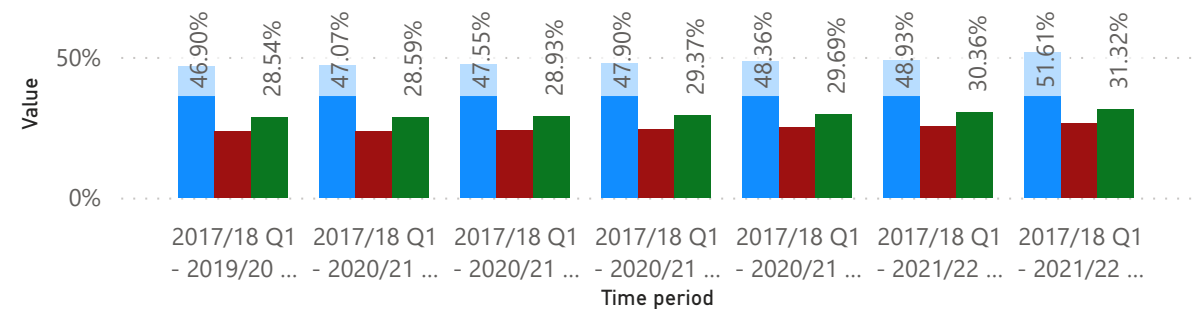
DOT



How do we compare?

% of people receiving an NHS health check

AreaName ● Bolton ● England ● North West region





6.06 Rate of Chlamydia detection per 100,000 age 15-24

Bolton Council contribute to ★ | Bolton Council have a direct impact on ☆

Service Lead	Directorate	Stable and Responsible	Getting the basics right	Empowering	Working Together	Modern
Karen Cassidy	Public Health		—	✓	✓	✓

Why is this measure important?

Chlamydia is the most commonly diagnosed bacterial sexually transmitted infection in England, with rates substantially higher in young adults than any other age group. It causes avoidable sexual and reproductive ill-health, including symptomatic acute infections and complications such as pelvic inflammatory disease (PID), ectopic pregnancy and tubal-factor infertility.

Source

PHE

Target

TBC

Good is...

Higher

DOT



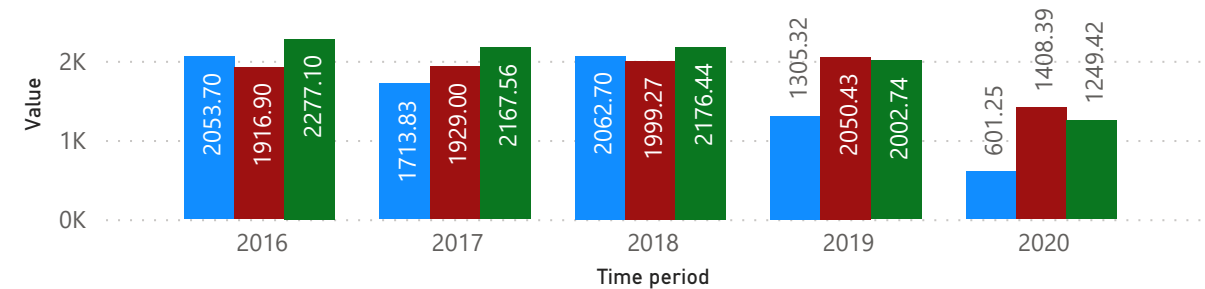
Commentary

TBC

How do we compare?

Chlamydia rate per 100,000 aged 15 to 24

AreaName ● Bolton ● England ● North West region





6.08 % of functional plans that have been reviewed & updated

Bolton Council contribute to

Bolton Council have a direct impact on



Service Lead	Directorate	Stable and Responsible	Getting the basics right	Empowering	Working Together	Modern
Lynn Donkin	Public Health	✓	✓	—	✓	✓

Why is this measure important?

The council has statutory responsibilities around emergency planning and preparedness, through the Civil Contingencies Act 2004. In Bolton this is led by the Public Health directorate, who must be assured that all parts of the council and the wider local partnership have tangible updated plans in place

Source

PH Directorate

Target

100%

Good is...

Higher

DOT



Commentary

TBC

How do we compare?

% of functional plans reviewed and updated

