


Childcare Sufficiency

Assessment

December 2014



CONTENTS

		Page Nos
1.	What is childcare sufficiency assessment?	3
2.	What childcare do we have in Bolton?	3
3.	Do we have enough childcare in Bolton?	4
4.	Support for Bolton's childcare providers	8
5.	Gaps in childcare and how these will be addressed	10

	Appendices	
A	Map of boroughwide childcare providers by provider type (Ofsted)	11
B	Places and vacancies by provider type for each ward	12
C	Childcare places as a proportion of children in the ward	13
D	Take up rates for 2, 3 and 4 yr olds	14

Childcare Sufficiency Assessment 2014

1. What is a childcare sufficiency assessment?

Under Section 6 of the Childcare Act 2006, local authorities are required by legislation to; 'Secure sufficient childcare, so far as is reasonably practicable, for working parents, or parents who are studying or training for employment, for children aged 0-14 (or up to 18 for disabled children).'

This duty includes the need for local authorities to make sure that sufficient childcare is available for some two year olds (those who meet the eligibility criteria), and all three and four year olds.

This assessment is a summary of the childcare position in Bolton and provides useful information for:

- **Parents** – to understand the types of childcare on offer in Bolton, to look specifically at the number of childcare places by provider near to the family home and help to inform decisions about childcare options for their family.
- **Childcare providers** – to understand the local childcare market and to help them make informed choices about future developments for their business.
- **Councillors and Executive Members** – to have clarity on services available for local residents and to support the decision making process.
- **Local authority officers** – to have a clear picture about childcare in Bolton, to tailor support for providers and to ensure that there is a balanced childcare market meeting local demand.

Childcare sufficiency is a judgement made by reviewing:

- **Childcare market analysis** – type of provision, quality of providers, number of children, number of places, and the number of proportional places per 100 children in that age group.
- **Referrals to the Family Information Service for brokerage** (support to find services), where demand has not been met.
- **Analysis of the local employment market** – to identify employment trends which may result in an increase / decrease in demand for childcare places.

The last childcare sufficiency assessment for Bolton was published for 2013.

2. What childcare do we have in Bolton?

On the whole, Bolton has a balanced childcare market, despite the type of provision varying on an individual ward basis.

Childcare is provided through:

- Child minders
- Full day care
- Crèche
- Pre-school playgroups
- Out of school care
- Holiday care
- Wrap around care

Most childcare providers are registered to offer childcare places across age groups, subject to Ofsted regulations, and therefore is flexible to the needs of local families. Vacancy and capacity data in this report does not include nursery places based in schools for three and four year olds.

Appendix A shows all childcare providers operating across Bolton by provider type.

3. Do we have enough childcare in Bolton?

3.1 Childcare Market Analysis

3.1.1 Places & vacancies

Appendix B breaks down the number of places and vacancies by provider type for each ward. Bolton has a healthy mix of childcare providers operating across the Borough and all wards currently have childcare vacancies which support parental choice when sourcing childcare.

3.1.2 Proportional childcare rates

To help understand whether there is sufficient childcare, we also look at the number of childcare places as a proportion of the children who live in that ward - this tells us how many childcare places are available per 100 children.

The number of proportional places is calculated by dividing the number of full time equivalent (FTE) places in each ward by the number of children in that ward area. A breakdown of this information for each ward can be found in **Appendix C** and does not include wraparound childcare places for children in nursery classes.

A summary of this information for Bolton is displayed in **figure 1** below:

	Children Aged 0-4	Children Aged 5-11
Total Number of Children	19339	24047
Total Capacity	7171	1808
Proportional Childcare Rate	37.08	7.52
Number of wards equal to / higher than Borough average	10	9
Number of wards lower than Borough average	10	11

Although some wards to have a lower than average proportional childcare rate, all wards have vacancies, showing that some families may choose to:

- **access childcare outside of the ward that they live in** – this is expected in wards where either parents travel further away from home to access work or where a family lives near to a ward boundary
- **source part time childcare to fit in around work/training or informal care arrangements** – this essentially allows two children to share one full time equivalent childcare place
- **not access formal childcare** eg if parents are not in work or training.

3.1.3 Affordability

Childcare costs vary between providers across Bolton; the following information shows typical costs that are intended to give as a guide:

Early years			
Average cost per day in Bolton	0-2yrs	Child-minder	£31.20
		Full Day Care	£38.52
	2-4yrs	Child-minder	£30.71
		Full Day Care	£36.86
Most expensive provider in Bolton	0-2yrs	£60	
	2-4yrs	£58	
Cheapest provider in Bolton	0-2yrs	£22	
	2-4yrs	£17	

After school childcare (4-13yr olds)	
Average cost per 3hr session in Bolton	£11.32
Most expensive provider in Bolton	£18
Cheapest provider in Bolton	£9

Holiday care (4-13yr olds)	
Average cost per day in Bolton	£16.50
Most expensive provider in Bolton	£30
Cheapest provider in Bolton	£11

There are a variety of childcare options across the borough, each with their own pricing structure. Parents are provided with information on the financial support that they can receive to access childcare. There have been no reports made to the Family Information Service about families not being able to access affordable childcare.

3.1.4 Additional activity to support targeted families

The local authority has a duty to ensure that there is sufficient childcare for all, where reasonably practical. To ensure that this happens, and also as part of the local authority's commitment to protect the most vulnerable, additional activities have taken place within the local childcare market to ensure that more targeted groups are able to have their childcare needs met. These are summarised in **figure 2** below.

Figure 2: Additional Activities to support targeted families

Group	Additional activity
Disabled children / young people	<p>The Early Years and Childcare Team provide training and support to childcare settings to enable them to offer inclusive childcare. Information about specialist provision in settings, training and qualifications relating to disabled children and children with SEN are included on our childcare database, including the name of the Special Educational Needs Co-ordinator (SENCO).</p> <p>As part of the local authority's statutory SEND Duty, information is shared through the corporate website and local service directory to support access to childcare. Information can be accessed via</p>

	<p>www.bolton.gov.uk/localoffer.</p> <p>The 'Brokerage Service' offered through the Family Information Service (FIS) also provides specialist support for families to enable them to understand the options available and make links with childcare providers who have the necessary skills and environment to best support the child's needs.</p> <p>Local authority short breaks funding subsidises specialist childcare / positive activities for children with SEND who are not able to access mainstream provision. This supports parents by enabling them to access affordable short breaks that are equally of developmental benefit to their child / young person.</p>
<p>Children from families in receipt of childcare element of working tax credit or universal credit</p>	<p>Upon request, information is provided for all families to help them understand childcare options. Those families eligible for free childcare are supported to access their free place through:</p> <ul style="list-style-type: none"> • children's centres, • links between providers / FIS • via phone / email. <p>The local authority website provides links to the Family & Daycare Trust Factsheets which provide a wide range of information.</p>
<p>Children with parents who work irregular hours</p>	<p>Through FIS, parents are supported to identify and make contact with providers that offer childcare services outside of traditional childcare hours and that better match the needs of their family (brokerage). FIS explain childcare options to these parents to support their access to services. This support is again offered through Access Bolton and the corporate website. Where possible, Job Centre Plus and the local authority work together to support parents to access employment opportunities that allow childcare to be accessed.</p>
<p>Children aged two, three and four taking up early education places</p>	<p>Information on free early education and childcare places is readily available for families through the Bolton Council website and also through leaflets and posters that are distributed across the Bolton area.</p> <p>The Department for Education provides the local authority with a list of parents that are believed to be entitled to a two year old free childcare place – these parents are all contacted directly with a postcard explaining the childcare scheme. Professionals working with families have also been briefed so that all eligible families receive consistent messages at point of contact.</p> <p>All approved two year old early education and childcare providers have been given a banner to go outside of their premises advertising the free scheme. Additionally, Bolton Council have contracted Community Learning Ambassadors from Bolton College to attend events, meet with small targeted groups and to work in targeted areas to engage families in the 'Free childcare for two year olds' scheme.</p> <p>From September 2014 the eligibility checking process has been</p>

	<p>amended so that providers / professionals working with families can ring up for an eligibility check should the family not be able to access the children's centre.</p> <p>A wider marketing campaign commenced in November 2014 to promote free childcare places, including leaflets, promotion at family events, screens in schools/GP surgeries/A&E and close working with Health Visitors.</p> <p>Appendix D shows the take up rates for the 2, 3 & 4yr olds across Bolton.</p>
School aged children and children needing holiday care	The local authority continues to provide both face to face, over the phone, online and a brokerage service for families. Bolton has recently seen the establishment of its first Child-minder Agency (CMA) so work is taking place to ensure that services for families are co-ordinated and complement each other.

3.1.5 Informal childcare

In addition to formal childcare arrangements, and in the current financial climate, it is recognised that many parents utilise open access positive activity sessions as informal childcare. This is especially true for the families who have children aged 11-14 where formal childcare does not tend to be the preferred option for young people.

The overview of this informal provision is not reflected in **Appendix B** as activities for those aged over eight years do not need to be registered with Ofsted as it is classed as a play opportunity rather than childcare. It is not yet clear whether changes in local funding will have an effect on this in future years, and therefore create more demand for formal childcare.

Additionally, the Family and Day Care Trust 'Annual Holiday Childcare Survey' identifies the rising national trend of informal childcare through relatives such as grandparents, which also contributes to a lower demand for formal childcare.

3.2 Referrals to the Family Information Service

The Family Information Service (FIS) offers a range of services to help families' access information, advice and guidance. These services are delivered:

- Face to face – through children's centres and access points such as the one stop shop
- Over the phone – through Access Bolton
- Via email – through the families@bolton.gov.uk email address
- Online – through the Bolton Council Webpage and Bolton's Local Directory.

Through these services, families can access information on support with childcare costs, tax credits and local childcare providers / services.

Bolton's Family Information Service offers a brokerage service to support parents to access childcare and short breaks. Over the past 12 months, the Service has been able to link up parents and childcare providers.

There have been two brokerage requests that were not resolved:

- Childcare commencing at 5.30am - no local providers operating at this time
- Childcare for the school Christmas holidays – this request was made close to the holiday period and the local childcare providers did not have vacancies for the specific days / times required.

Both of these requests were restricted by the distance that the families could travel to access childcare.

3.3 The local employment market

It is anticipated that Bolton's population aged 16-64yrs will be the most likely to require childcare to enable them to access employment or training. As such, the percentage of out of work benefit claimants is analysed to support the childcare sufficiency assessment.

Bolton's working age population has reduced, as has the percentage of people claiming out of work benefits. A summary is shown in **figure 3** below. This suggests that there may be increased demand for childcare. However, there are currently enough childcare vacancies to satisfy local childcare demands across the Borough.

Figure 3: Working age population and out of work benefit claimants

	May-11	May-12	May-13	May-14
Number of Claimants of Out of Work Benefits	27360	27200	26250	23930
Working Age Population (16-64)	167558	166573	165937	165555
% Claiming out of work benefits	16.3%	16.3%	15.8%	14.5%

(Working age population is taken from the 2008 population projections - all people aged 16-64)

4. Support for Bolton's childcare providers

The support offered to childcare providers from Bolton Council is broken into three distinct areas:

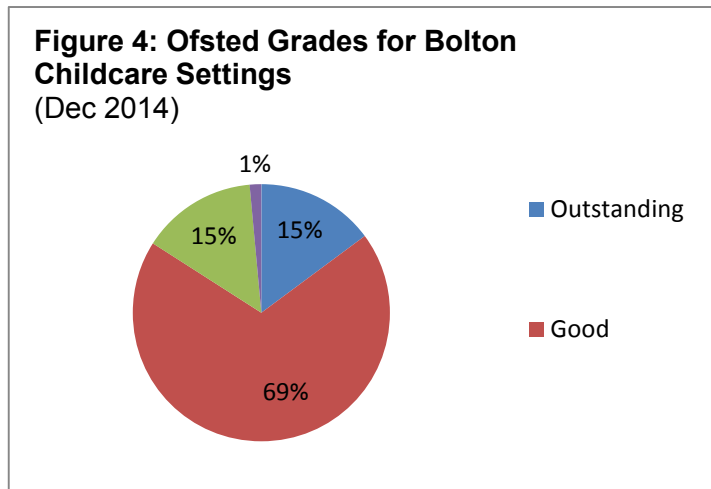
- **Pre-registration information and guidance / universal promotion**
This is delivered by the Family Information Service who explain processes to prospective providers and Workforce Development who deliver, or commission, pre-registration training.

The Family Information Service promotes all active childcare providers, dependent upon the permissions that the provider gives on registration – some child-minders ask not to have their home address shared for example. Promotion is in the form of face to face information in access points, phone enquiries / postal service through Access Bolton and online promotion through the local directory. All of this promotion is free of charge. The local authority also uses social media to encourage families to access online information through the Bolton Council website / local directory at key points (eg school holidays).

- **Developing quality provision**

Delivered by the Early Years and Childcare Team, challenge and support visits with all local providers registered with Ofsted take place twice a year. These visits are more frequent where a provider's inspection grade falls below 'good'. Sessions are an opportunity to share good practice, support the interpretation of Ofsted guidance, offer business development support, identify training needs and produce action plans where necessary.

Ofsted judgements have varied throughout the year, judgements as at the end of the autumn term are shown in **figure 4** below.



All providers expressing an interest in providing free childcare and early education places for two year olds are required to go through an Expression of Interest (EOI) process. This ensures that the provider meets the national criteria and is an opportunity for the Early Years and Childcare Team to also offer development support.

In 2014-15, legislation was introduced to allow the formation of Child Minder Agencies (CMAs) in the UK. In their establishment, it is expected that child minder agencies will support child minders with training and business advice and provide parents with easier access to high-quality childcare. It is entirely voluntary for child minders to join agencies, and for parents to use them.

Bolton's first child minding agency became operational from September 2014; work is currently taking place between the local authority and the CMA to ensure continuity for parents.

- **Continuing professional development (CPD)**

In a joint approach between Workforce Development and the Early Years and Childcare Team, CPD opportunities are offered to all settings registered with Ofsted in Bolton. CPD comes in many formats including formal training, online training and work shadowing for example. The CPD programme is developed as a result of demand from

childcare providers across Bolton and also as a result of local and national policy changes.

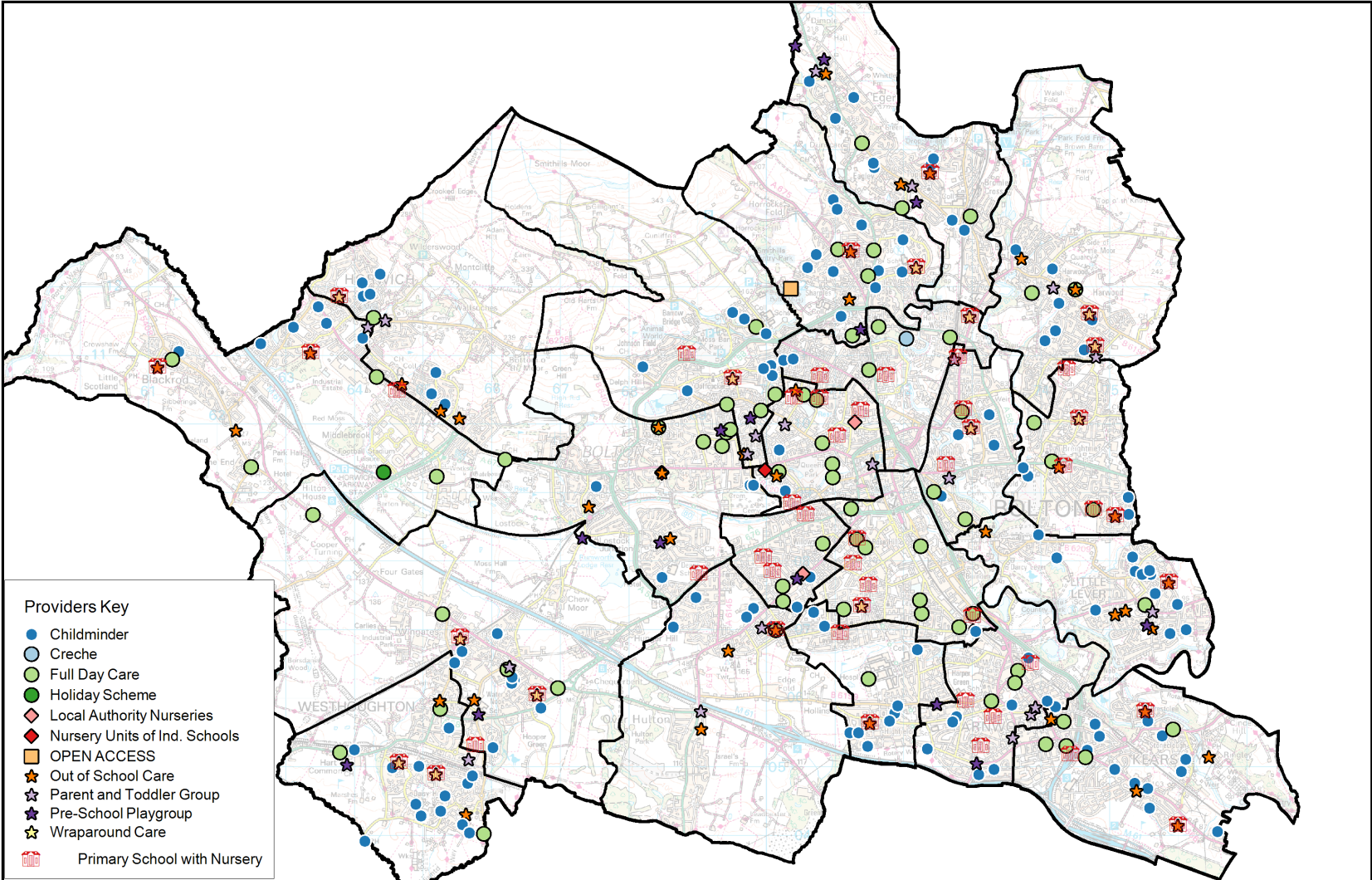
5. Gaps in childcare and how these will be addressed

Overall, Bolton has sufficient childcare to meet demand.

The two instances of unresolved brokerage cases were in part restricted by individual circumstances of the families. However, as a local authority we will continue to:

- Work with Job Centre Plus to support parents to access affordable employment / childcare opportunities
- Support families by offering a brokerage service to make links with providers where needed
- Work with providers to share trends coming through enquiries (eg childcare needs at different times of day or demand that we have not been able to satisfy)
- Utilise our data management information to track childcare enquiries and work with providers to help shape the future childcare market.

Appendix A: Boroughwide childcare providers (schools are those offering nursery provision for two year olds)



Providers Key

- Childminder
- Creche
- Full Day Care
- Holiday Scheme
- ◆ Local Authority Nurseries
- ◆ Nursery Units of Ind. Schools
- OPEN ACCESS
- ★ Out of School Care
- ★ Parent and Toddler Group
- ★ Pre-School Playgroup
- ★ Wraparound Care
- 🏠 Primary School with Nursery



Children's and Adult Services
Policy & Strategy

**Childcare Sufficiency
Providers Map**
Report Ref: ONE/Pulse/SPU: EY Providers

Prepared by: Jaqui Theaker
Reference: Y:\Information Analysis\Demographics Analysis\Childcare Sufficiency\Childcare Sufficiency 2014\MapInfo\Data
Date: 19/02/15

© Crown Copyright and database rights 2015. 01000

N
scale:
1:75,000 @ A4

Appendix B: Settings, capacity & vacancies by provider type and ward

		Astley Bridge	Bradshaw	Brightmet	Bromley Cross	Crompton	Farnworth	Great Lever	Halliwel	Harper Green	Heaton and Lostock	Horwich North East	Horwich and Blackrod	Hulton	Kearsley	Little Lever & Darcy Lever	Rumworth	Smithills	Tonge with the Haugh	Westthoughton North & Chew Moor	Westthoughton South
Childminder	No of Settings	15	12	14	10	2	11	1	2	9	6	10	11	11	13	16	2	12	7	9	21
	Registered Places	78	78	89	53	13	71	15	6	54	39	57	79	67	69	129	12	77	39	56	146
	No of Vacancies	14	17	32	13	5	20	13	3	21	6	21	27	11	17	24	6	19	15	27	50
Full Day Care	No of Settings	4	4	4	3	4	4	8	5	2	6	3	4	1	4	2	2	4	3	5	3
	Registered Places	207	152	156	156	235	122	492	357	100	234	168	365	32	253	119	60	266	219	218	127
	No of Vacancies	52	74	22	44	103	46	146	48	15	68	34	131	12	48	3	17	43	35	33	8
OPEN ACCESS	No of Settings	1	0	0	0	0	0	0	0	0	0	0	0	0	0	0	0	0	0	0	0
	Registered Places	70	0	0	0	0	0	0	0	0	0	0	0	0	0	0	0	0	0	0	0
	No of Vacancies	10	0	0	0	0	0	0	0	0	0	0	0	0	0	0	0	0	0	0	0
Out of School Care	No of Settings	2	3	4	4	2	1	1	3	1	5	4	4	3	7	5	1	3	4	3	5
	Registered Places	90	104	178	190	32	60	40	116	42	189	194	118	109	222	226	40	94	144	139	156
	No of Vacancies	36	27	25	48	0	0	0	19	0	54	57	40	40	34	75	33	29	67	13	37
Pre-School Playgroup	No of Settings	1	0	0	3	0	1	0	0	1	3	0	0	0	0	1	1	1	0	1	1
	Registered Places	32	0	0	99	0	20	0	0	26	105	0	0	0	0	36	112	30	0	30	24
	No of Vacancies	0	0	0	20	0	0	0	0	0	23	0	0	0	0	16	0	0	0	3	0
Wraparound Care	No of Settings	0	2	0	0	0	0	1	0	0	0	0	0	0	0	0	0	0	0	1	1
	Registered Places	0	56	0	0	0	0	52	0	0	0	0	0	0	0	0	0	0	0	24	8
	No of Vacancies	0	1	0	0	0	0	0	0	0	0	0	0	0	0	0	0	0	0	0	0
Home Childcarer	No of Settings	0	0	1	0	0	0	0	0	0	0	0	0	0	0	0	0	0	0	1	0
	Registered Places	0	0	3	0	0	0	0	0	0	0	0	0	0	0	0	0	0	0	2	0
	No of Vacancies	0	0	0	0	0	0	0	0	0	0	0	0	0	0	0	0	0	0	0	0
Maint. Nursery Schools & Class	No of Settings	0	0	1	0	0	1	0	1	1	1	0	0	2	0	0	0	2	1	1	0
	Registered Places	0	0	16	0	0	20	0	76	94	8	0	0	98	0	0	0	40	8	12	0
	No of Vacancies	0	0	0	0	0	0	0	8	0	1	0	0	24	0	0	0	0	4	0	0
Creche	No of Settings	0	0	0	0	1	0	1	1	0	0	0	0	0	0	0	0	0	0	0	0
	Registered Places	0	0	0	0	69	0	14	20	0	0	0	0	0	0	0	0	0	0	0	0
	No of Vacancies	0	0	0	0	50	0	1	0	0	0	0	0	0	0	0	0	0	0	0	0
Local Authority Nurseries	No of Settings	0	0	0	0	0	0	0	1	1	0	0	0	0	1	0	2	0	0	0	0
	Registered Places	0	0	0	0	0	0	0	67	8	0	0	0	0	56	0	77	0	0	0	0
	No of Vacancies	0	0	0	0	0	0	0	18	0	0	0	0	0	0	4	0	0	0	0	0
Holiday Scheme	No of Settings	0	0	0	0	0	0	0	0	0	0	0	1	0	0	0	0	0	1	0	0
	Registered Places	0	0	0	0	0	0	0	0	0	0	0	64	0	0	0	0	0	10	0	0
	No of Vacancies	0	0	0	0	0	0	0	0	0	0	0	64	0	0	0	0	0	10	0	0
Total	No of Settings	23	21	24	20	9	18	12	13	15	21	17	20	17	25	24	8	22	16	21	31
	Registered Places	477	390	442	498	349	293	613	642	324	575	419	626	306	600	510	301	507	420	481	461
	No of Vacancies	112	119	79	125	158	66	160	96	36	152	112	262	87	99	118	60	91	127	80	95

Appendix C: Proportional childcare rates by ward

	Age 0-4				Age 5-11			
	Children	Capacity	Proportional Childcare Places (places per 100 children)	Vacancies	Children	Capacity	Proportional Childcare Places (places per 100 children)	Vacancies
Astley Bridge	847	357	42.1	89	1078	120	11.1	23
Bradshaw	646	235	36.4	97	859	99	11.5	21
Brightmet	1045	320	30.6	53	1346	122	9.1	26
Bromley Cross	577	436	75.6	120	949	62	6.5	5
Crompton	1199	294	24.5	142	1459	35	2.4	16
Farnworth	1207	246	20.4	57	1324	47	3.5	9
Great Lever	1584	548	34.6	149	1787	13	0.7	11
Halliwell	1099	527	48.0	85	1202	112	9.3	10
Harper Green	1061	194	18.3	12	1429	38	2.7	9
Heaton and Lostock	642	511	79.6	151	1093	64	5.9	1
Horwich and Blackrod	681	405	59.5	142	811	221	27.3	120
Horwich North East	731	311	42.5	78	1002	108	10.8	34
Hulton	1155	238	20.6	74	1386	68	4.9	13
Kearsley	978	505	51.6	77	1193	95	8.0	22
Little Lever & Darcy Lever	791	292	36.9	63	998	218	21.8	55
Rumworth	1419	273	19.2	39	1582	28	1.8	21
Smithills	996	412	41.4	67	1306	95	7.3	24
Tonge with the Haulgh	1148	338	29.4	81	1201	82	6.8	46
Westhoughton North & Chew Moor	782	432	55.2	74	971	25	2.6	6
Westhoughton South	751	297	39.5	59	1071	156	14.6	36
Total	19339	7171	37.1	1709	24047	1808	7.5	508

Appendix D: Childcare take up for 2, 3 and 4 year olds (Summer Term 2014)

Ward	Children Accessing Funding			No of Children Eligible			% Take Up		
	Age (at the end of the previous Term)			Age (at the end of the previous Term)			Age (at the end of the previous Term)		
	2	3	4	2	3	4	2	3	4
Astley Bridge	30	151	174	68	176	177	44.1%	85.8%	98.3%
Bradshaw	27	110	142	59	111	139	45.8%	99.1%	102.2%
Brightmet	58	178	197	125	194	192	46.4%	91.8%	102.6%
Bromley Cross	8	114	137	17	130	130	47.1%	87.7%	105.4%
Crompton	73	266	251	147	284	275	49.7%	93.7%	91.3%
Farnworth	81	227	231	181	268	263	44.8%	84.7%	87.8%
Great Lever	86	224	272	199	310	289	43.2%	72.3%	94.1%
Halliwell	58	200	225	156	230	249	37.2%	87.0%	90.4%
Harper Green	54	200	228	135	226	248	40.0%	88.5%	91.9%
Heaton and Lostock	8	103	133	34	109	113	23.5%	94.5%	117.7%
Horwich and Blackrod	18	134	165	44	155	187	40.9%	86.5%	88.2%
Horwich North East	19	115	141	51	117	137	37.3%	98.3%	102.9%
Hulton	41	156	166	107	196	194	38.3%	79.6%	85.6%
Kearsley	31	166	152	80	213	178	38.8%	77.9%	85.4%
Little Lever and Darcy Lever	30	125	140	52	150	147	57.7%	83.3%	95.2%
Rumworth	64	234	204	167	308	295	38.3%	76.0%	69.2%
Smithills	33	160	187	83	157	195	39.8%	101.9%	95.9%
Tonge with the Haulgh	57	169	173	133	204	216	42.9%	82.8%	80.1%
Westhoughton North and Chew Moor	13	157	151	45	186	170	28.9%	84.4%	88.8%
Westhoughton South	17	153	113	59	146	151	28.8%	104.8%	74.8%
Postcode not Recognised	13	198	150						
Total	832	3540	3732	1942	3870	3945	42.8%	91.5%	94.6%